

SkillsUSA Texas 2024 - 2025 Texas Regulations

Revised August 2024



TABLE OF CONTENTS

PREFACE	5
PURPOSE	5
MISSION STATEMENT	5
MEMBERSHIP ELIGIBILITY	5
COMPLIANCE STATEMENT	5
TEXAS PROGRAMS OF STUDY	5
NATIONAL CAREER CLUSTERS	6
THE SKILLSUSA PLEDGE	6
SKILLSUSA COMPETITION THEME	7
SKILLSUSA TEXAS CHAPTER STRUCTURE	8
SKILLSUSA TEXAS DISTRICT MAP	8
GENERAL CONTEST REGULATIONS	9
MIDDLE SCHOOL COMPETITIONS	15
OCCUPATIONAL RELATED COMPETITIONS	16
LEADERSHIP DEVELOPMENT COMPETITIONS	17
SKILLED AND TECHNICAL COMPETITIONS	18
NATIONAL DEMONSTRATION COMPETITIONS	21
JOB EXHIBITS	21
COMPETITIONS BY PROGRAM OF STUDY	21
TECHNICAL INFORMATION CONTESTS-LIST PENDING REVIEW	24
EMPLOYMENT PORTFOLIO NOTEBOOK CONTEST, TX ONLY	27
INDIVIDUAL STUDENT NOTEBOOK CONTEST, TX ONLY	30
BEST OF SHOW JOB EXHIBITS-STATE ONLY	32
JOB EXHIBIT LIST	33
JOB EXHIBIT GUIDELINES	35
<i>JOB EXHIBITS GENERIC RATING SHEET</i>	37
<i>2D / 3D ANIMATION SHORT FILM JOB EXHIBIT</i>	38
<i>3D ANIMATION - TECHNICAL RENDER JOB EXHIBIT</i>	40
<i>ADVERTISING DESIGN CAMPAIGN JOB EXHIBIT</i>	42
<i>ADVERTISING DESIGN JOB EXHIBIT</i>	44
<i>AUDIO PRODUCTION JOB EXHIBIT</i>	46
<i>AUTOMOTIVE CATEGORY JOB EXHIBITS</i>	48
<i>AUTOMOTIVE SERVICE TECHNOLOGY JOB EXHIBIT RATING SHEET</i>	50
<i>AUTOMOTIVE SINGLE ENGINE READY TO INSTALL RATING SHEET</i>	51
<i>AUTOMOTIVE – DIESEL JOB EXHIBIT RATING SHEET</i>	52
<i>AUTOMOTIVE – ELECTRICAL/ELECTRICAL COMPONENTS EXHIBIT RATING SHEET</i>	53
<i>AUTOMOTIVE-MOTORCYCLE JOB EXHIBIT RATING SHEET</i>	54
<i>AUTOMOTIVE-OUTDOOR POWER EQUIPMENT JOB EXHIBIT RATING SHEET</i>	55
<i>AUTOMOTIVE COLLISION REPAIR JOB EXHIBIT RATING SHEET</i>	56
<i>AUTOMOTIVE COLLISION REPAIR CUSTOM JOB EXHIBIT RATING SHEET</i>	57
<i>CABINETMAKING/MILLWORK JOB EXHIBIT RATING SHEET</i>	58
<i>CARPENTRY JOB EXHIBIT RATING SHEET</i>	59
<i>COMMERCIAL BAKING – SHOWPIECE JOB EXHIBIT</i>	60
<i>COMMERCIAL BAKING – 1-2 TIER CAKES JOB EXHIBIT</i>	62
<i>COMMERCIAL BAKING – 3-5 TIER CAKES JOB EXHIBIT</i>	64
<i>COMPUTER MAINTENANCE JOB EXHIBIT</i>	66
<i>COSMETOLOGY JOB EXHIBITS</i>	68
<i>COSMETOLOGY – BRAIDING/HAIR EXTENSIONS JOB EXHIBIT RATING SHEET</i>	69
<i>COSMETOLOGY-DAY & EVENING HAIR DESIGN JOB EXHIBIT RATING SHEET</i>	70
<i>COSMETOLOGY – FANTASY JOB EXHIBIT RATING SHEET</i>	71

COSMETOLOGY – MEN’S CLASSIC CUT JOB EXHIBIT RATING SHEET.....	71
COSMETOLOGY - MEN’S DESIGN CUT JOB EXHIBIT RATING SHEET	73
COSMETOLOGY – FLAT NAIL ART JOB EXHIBIT RATING SHEET.....	74
COSMETOLOGY – NAIL ART 3D JOB EXHIBIT RATING SHEET.....	75
COSMETOLOGY – SALON JOB EXHIBIT RATING SHEET	76
COSMETOLOGY-WOMEN’S EDGE CUT & COLOR JOB EXHIBIT RATING SHEET.....	77
CRIMINAL JUSTICE – CRIME SCENE MODEL JOB EXHIBIT.....	78
CRIMINAL JUSTICE / LAW ENFORCEMENT DISPLAY PANEL JOB EXHIBIT	80
CULINARY/BAKED GOOD JOB EXHIBIT.....	82
CULINARY – RESTAURANT MODEL JOB EXHIBIT.....	84
DIGITAL ILLUSTRATION JOB EXHIBIT.....	86
DIGITAL IMAGE MANIPULATION JOB EXHIBIT	88
DRAFTING JOB EXHIBITS.....	90
DRAFTING - ARCHITECTURAL MODELING JOB EXHIBIT RATING SHEET.....	91
DRAFTING CIVIL ENGINEERING JOB EXHIBIT RATING SHEET.....	92
DRAFTING CAD ARCHITECTURAL JOB EXHIBIT RATING SHEET.....	93
DRAFTING COMPUTER AIDED TECHNICAL JOB EXHIBIT RATING SHEET	94
DRAFTING TECHNICAL ILLUSTRATION JOB EXHIBIT RATING SHEET.....	95
ELECTRICAL TRADES JOB EXHIBITS.....	96
ELECTRICAL TRADES JOB EXHIBIT RATING SHEET	97
ELECTRONIC DESIGN JOB EXHIBIT RATING SHEET	98
ELECTRONIC KIT JOB EXHIBIT PROJECT RATING SHEET.....	99
ENGINEERING RELATED JOB EXHIBIT RATING SHEET.....	100
FASHION DESIGN JOB EXHIBIT.....	101
GRAPHIC COMMUNICATIONS DIGITAL OFFSET JOB EXHIBIT RATING SHEET	103
GRAPHIC COMMUNICATIONS – DIGITAL JOB EXHIBIT RATING SHEET.....	104
HEALTH SCIENCES DISPLAY PANEL JOB EXHIBIT.....	105
HEAT, VENTILATION, AC, REFRIGERATION JOB EXHIBIT RATING SHEET.....	107
INNOVATIVE JOB EXHIBITS RATING SHEET.....	108
INTERIOR DESIGN JOB EXHIBIT	109
INTERNETWORKING JOB EXHIBITS.....	111
INTERNET OF THINGS JOB EXHIBIT	113
LANDSCAPE HORTICULTURE JOB EXHIBIT	115
PHOTO PANEL JOB EXHIBIT.....	117
PHOTOGRAPHY JOB EXHIBITS.....	119
PHOTOGRAPHY - GENERAL JOB EXHIBIT RATING SHEET.....	120
PHOTOGRAPHY - PORTRAIT JOB EXHIBIT RATING SHEET.....	121
PHOTOGRAPHY - COMMERCIAL JOB EXHIBIT RATING SHEET.....	122
PLUMBING JOB EXHIBIT RATING SHEET	123
PRECISION MACHINING JOB EXHIBIT RATING SHEET	124
REAL ESTATE JOB EXHIBIT-PENDING REVIEW.....	125
VIDEO PRODUCTION JOB EXHIBIT.....	127
WEB PAGE DESIGN JOB EXHIBIT	129
WELDING JOB EXHIBITS ALL CATEGORIES.....	131
SKILLSUSA TEXAS ONLY COMPETITIONS.....	133
APPLIED ENGINEERING CONTEST – TEXAS ONLY.....	134
AUDIO – VIDEO PRODUCTION QUIZ BOWL – TEXAS ONLY.....	136
AUTOCAD-CIVIL DESIGN COMPETITION-TEXAS ONLY.....	138
AUTOMOTIVE QUIZ BOWL – TEXAS ONLY.....	139
AUTOMOTIVE TRADES TOOL ID APPRENTICE COMPETITION- TEXAS ONLY.....	141
BUILDING/TACTICAL SEARCH COMPETITION - TEXAS ONLY.....	142

CAREER PROMOTION DEMONSTRATION CONTEST – TEXAS ONLY.....	144
COMMUNITY EMERGENCY RESPONSE TEAM (CERT) - TEXAS ONLY.....	145
CONSTRUCTION MATERIALS IDENTIFICATION, APPRENTICE - TEXAS ONLY.....	147
CONSTRUCTION TRADES TOOL IDENTIFICATION, APPRENTICE - TEXAS ONLY.....	148
COSMETOLOGY 3D ACRYLIC FREEHAND NAIL ART-TEXAS ONLY.....	149
COSMETOLOGY QUIZ BOWL – TEXAS ONLY.....	151
CRIMINAL JUSTICE QUIZ BOWL – TEXAS ONLY.....	153
CULINARY QUIZ BOWL – TEXAS ONLY.....	155
DESKTOP PUBLISHING (ELECTRONIC PRE-PRESS) CONTEST-TEXAS ONLY.....	157
ESPORTS DEMONSTRATION CONTEST – TEXAS ONLY.....	158
EMBLEM CEREMONY CONTEST - TEXAS ONLY.....	160
FELONY TRAFFIC STOP - TEXAS ONLY.....	162
FORENSIC SCIENCE TEAM - TEXAS ONLY.....	164
INFORMATION TECHNOLOGY QUIZ BOWL - TEXAS ONLY.....	166
LAND SURVEYING CONTEST – TEXAS ONLY.....	168
MECHANICAL DRAFTING CONTEST – TEXAS ONLY.....	170
NAIL ART CONTEST - TEXAS ONLY.....	171
NATIONAL ELECTRICAL CODE CONTEST – TEXAS ONLY.....	173
NATURAL HAIR WEAVING DEMONSTRATION CONTEST – TEXAS ONLY.....	174
POLICE APPLICATION DEMONSTRATION CONTEST – TEXAS ONLY.....	176
PRECISION MACHINING TECHNOLOGY CONTEST - TEXAS ONLY.....	177
PROMOTIONAL POSTER DEMONSTRATION CONTEST – TEXAS ONLY.....	178
SKILLSUSA TEXAS HS MEMORIAL SCHOLARSHIP - TEXAS ONLY.....	180
SKILLSUSA TEXAS MS MEMORIAL SCHOLARSHIP - TEXAS ONLY.....	181
SKILLSUSA TEXAS OUTSTANDING MEMBER CONTEST - TEXAS ONLY.....	182
TEXAS STATE PIN DESIGN-TEXAS ONLY ONLINE CONTEST.....	183
TEXAS STATE T-SHIRT DESIGN-TEXAS ONLY ONLINE CONTEST.....	185
WEDDING CAKE DESIGN DEMONSTRATION CONTEST – TEXAS ONLY.....	187
WELDING ONE APPRENTICE CONTEST – TEXAS ONLY– REVISION PENDING.....	189
WELDING APPLICATION CONTEST - TEXAS ONLY– REVISION PENDING.....	192
APPENDIX A.....	195
ELIMINATION OF CONTESTS	195
NEW COMPETITIONS	195
APPLICATION FOR DEMONSTRATION (NEW) CONTEST	196
PROCEDURE FOR FILING A GRIEVANCE/RESOLUTION.....	197
TEXAS REGULATIONS UPDATES AND CHANGES SINCE JULY 2022	198

PREFACE

This document is updated each Summer. The Texas Regulations along with the [National Technical Standards and the Leadership Handbook](#) gives you a complete set of SkillsUSA National and Texas contests and guidelines. It will be made available [online](#) each year after revisions have been made. If the occasion should arise that any changes should be made throughout the year you will be notified through the SkillsUSA Texas [newsletter](#). [National contest guidelines](#) are updated as needed by the National Office. The SkillsUSA Texas Regulations are updated under the direction of the SkillsUSA Texas Board of Directors, the SkillsUSA Texas executive director, the SkillsUSA Texas District Coordinators, and the SkillsUSA Texas Teachers Advisory Committee. Any recommendations should be directed to your representative from your region or your district.

PURPOSE

SkillsUSA is a partnership of students, teachers and industry working together to ensure America has a skilled work force. Our mission is to promote integrity, respect, responsibility, community and service. Our purpose is to promote leadership and trade excellence in a competitive situation and give SkillsUSA Texas student members and opportunity to demonstrate the basic skills of their field. State competitions determine the eligibility of a student to compete at the national level of SkillsUSA.

MISSION STATEMENT

The mission of SkillsUSA Texas is to provide opportunities for its students and empower its members to become skilled professionals, career-ready leaders and responsible community members. Accomplished through a structured program of leadership training activities, communication and business partnerships.

MEMBERSHIP ELIGIBILITY

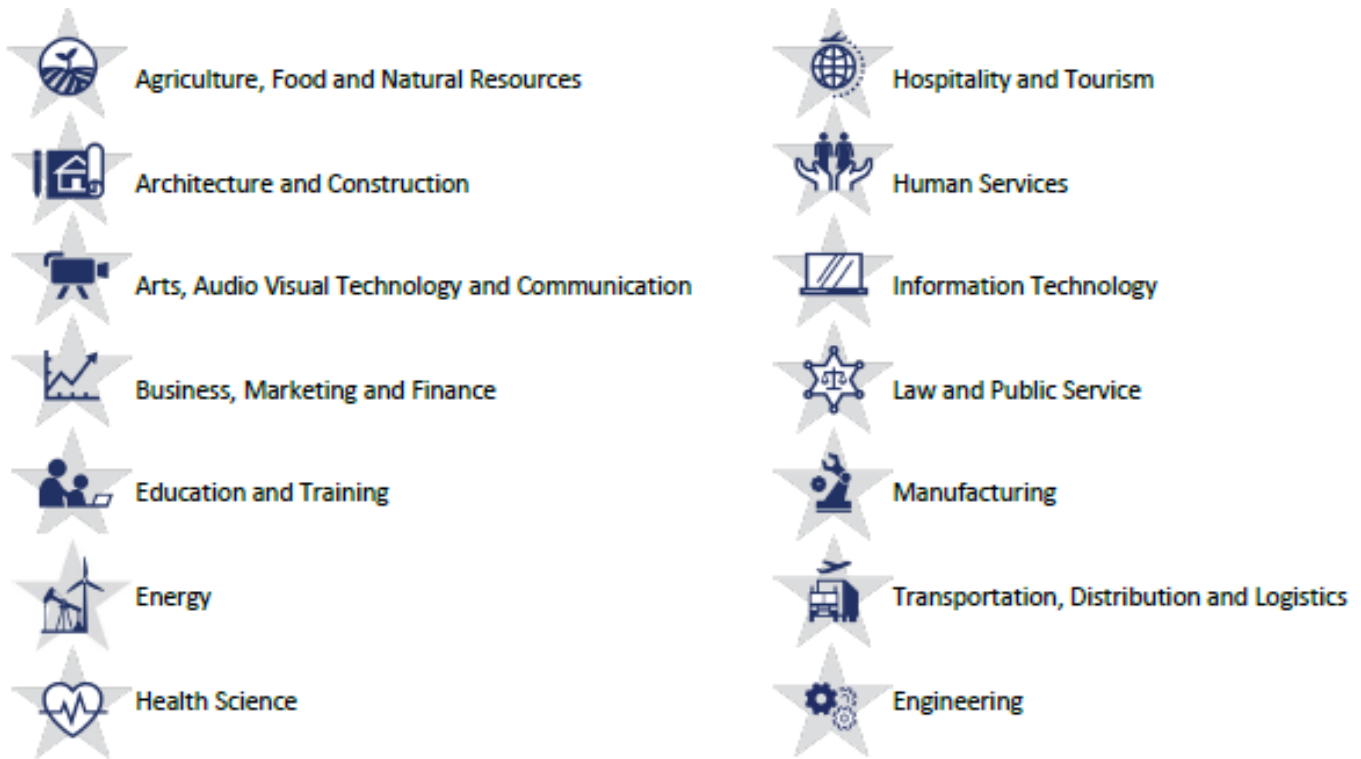
Membership eligibility may be found in the [SkillsUSA Texas Constitution](#). A local chapter will accept for membership of any student currently enrolled or previously enrolled or in a pathway to a Career and Technical Education (CTE) course. All active secondary members have full voting privileges and the right to hold elective local and district chapter offices and to participate in district, state and national SkillsUSA contests and events as specified by contest rules. Secondary members in High School hold the privilege of running and holding state or national office.

COMPLIANCE STATEMENT

SkillsUSA Texas shall comply fully with the nondiscrimination provisions of all federal and state laws, rules, and regulations by assuring that no person shall be excluded from consideration for recruitment, selection, appointment, training, promotion, retention, or any other personnel action, or be denied any benefits or participation in any educational programs or activities which it operates on the grounds of race, religion, color, national origin, gender, disability, age, or veteran status (except where age, sex, or disability constitutes a bona fide occupational qualification necessary to proper and efficient administration). The SkillsUSA Texas Association, High School/Secondary Division, Inc. is an Equal Employment Opportunity/Affirmative Action employer.

TEXAS PROGRAMS OF STUDY

Texas' 14 programs of study are based on those developed by the US Department of Education. With the endorsement of the Texas Education Agency, and as a nationally recognized CTSO SkillsUSA Texas serves the programs of study listed below.



Perkins V is federal legislation requiring states that receive federal CTE funds to align CTE programs of study to high-wage, in-demand, and high-skill occupations. The Division of College, Career, and Military Preparation has engaged members of the workforce, secondary education, and higher education to advise on the development and recent refresh of programs of study, which include coherent course sequences, industry-based certifications, and work-based learning opportunities to ensure students are prepared for high-wage, in-demand, and high-skill careers in Texas. [TEA Programs of Study](#)

NATIONAL CAREER CLUSTERS

There are currently 16 Career Clusters found in the [National Career Clusters Framework](#), which serves as an organizing tool for career and technical education programs nationwide.

- AV Technology & Communications
- Agriculture, Food & Natural Resources
- Architecture and Construction
- Education & Training
- Health Science
- Hospitality and Tourism
- Human Services
- Information Technology
- Law, Public Safety, Corrections & Security
- Leadership
- Manufacturing
- Marketing
- STEM
- Transportation Distribution & Logistics

THE SKILLSUSA PLEDGE

Upon my honor, I pledge:

To prepare myself by diligent study and ardent practice to become a worker whose services will be recognized as honorable by my employer and fellow workers.

To base my expectations of reward upon the solid foundation of service.

To honor and respect my vocation in such a way as to bring repute to myself.

And further, to spare no effort in upholding the ideals of SkillsUSA.

Meaning of the pledge

Upon my honor, I pledge: This is a very strong statement. It means you are committed to follow through on your promise.

To prepare myself: Preparation requires self-control. It means effort without immediate reward but with the knowledge that the effort will pay off when the preparation is completed.

By diligent study: Diligence implies something far beyond a quick review of assignments. Diligence means perseverance, concentration and not always taking the easy route.

And ardent practice: A person of character makes every effort in spite of setbacks or personal loss.

To become a worker: SkillsUSA members take pride in making things happen, in being good workers and in their employers.

Whose services: Doing things for others is the basis of many occupations. SkillsUSA members strive to be active in their schools and communities.

Will be recognized as honorable: The result of preparation, study, practice, work and service is the respect and honor given SkillsUSA members.

To base my expectations of reward upon the solid foundation of service: This statement reinforces the attitude that we must first serve in order to gain. This attitude is important to success.

To respect my vocation: SkillsUSA members recognize the need to find their vocation and strive to understand its traditions, skills, leaders and potential.

To bring repute to myself: SkillsUSA members strive to have a good reputation among their peers, fellow workers, teachers, parents and employers.

To spare no effort in upholding these ideals: This means service to the community, school and SkillsUSA chapter getting things done and becoming a leader, all with the ideals of SkillsUSA in mind.

- *The opening ceremony, purposes, motto and creed for all SkillsUSA chapters may be found in the Leadership Handbook, which may be purchased from the national office. [SkillsUSA Store](#)*

SKILLSUSA COMPETITION THEME

The SkillsUSA competition theme for the 2024 - 2025:

SkillsUSA: Ignite Your Potential

The SkillsUSA competition theme is used throughout the year as the topic to be addressed by contestants in the following competitions at local, state and national levels.

- Chapter Display
- Prepared Speech
- Promotional Bulletin Board



Within this topic, contestants might illustrate or discuss any of the following:

- The theme "SkillsUSA: Ignite Your Potential" implies that SkillsUSA student members can achieve great things when they are motivated and inspired. Name three ways that SkillsUSA helps you gain greater confidence to ignite your potential and achieve your goals.
- How has SkillsUSA helped you answer the question, "What career field interests me the most?"
- If you created a member recruitment campaign around the theme "SkillsUSA: Ignite Your Potential," what would be three key points?
- How does learning and practicing the SkillsUSA Framework Essential Elements give you confidence in your skill set? Name two Essential Elements that can help ignite your potential.
- What does the theme "SkillsUSA: Ignite Your Potential" mean to you?

SKILLSUSA TEXAS CHAPTER STRUCTURE

National Charters

Will be issued to a school, or Local Chapter, by the SkillsUSA Texas Executive Director upon receipt of:

- o a properly executed Petition for National Chapter (Appendix A)
- o no less than 7 members and one advisor on the registration page
- o bylaws that will serve for all sections, programs, in the school. See Appendix A for template.

SkillsUSA Texas High or Middle School Chapter

May be organized by a class or program/section (or combination classes or sections operated within the same school designated as a Career and Technical Course by the Texas Education Agency). Texas Chapter Numbers will be issued to a class, program or section by the SkillsUSA Texas State Office upon receipt of:

- o Evidence of being a chartered member of the national organization of SkillsUSA with By-Laws for the school campus;
- o A properly executed Petition for Texas Chapter
- o A chapter roster of no less than 7 student members and one advisor; and
- o Evidence of payment of State and National SkillsUSA dues for all members listed on the roster.

Texas Chapters are issued numerically in the order in which the Petition for Texas Chapter document is received by the State Office. The Texas Chapter number issued to a dormant or nonexistent chapter shall not be reissued to another campus but may be reassigned to another section at the same school.

Programs can be combined into one chapter to start and split later if there is enough growth. There can also be more than one advisor added to a chapter. If you are starting a new program or need help with a chapter with less than 7 students, please contact us so we can help!

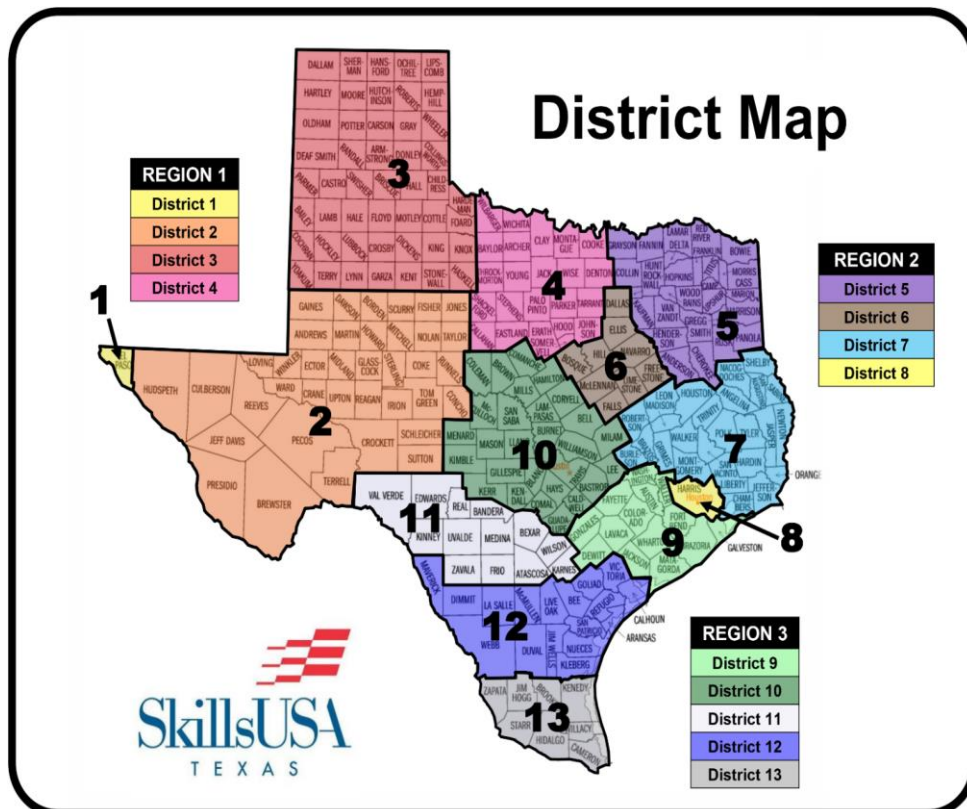
Details and forms required for Charter and Chapter are found here: <https://skillsusatx.org/membership/>

SKILLSUSA TEXAS DISTRICT MAP

[SkillsUSA Texas](https://skillsusatx.org/) has 3 Regions divided into 13 districts.

Each district has a coordinator, a regional manager and a teacher advisor.

Each region has two representatives elected to serve on the Board of Directors.



GENERAL CONTEST REGULATIONS

PURPOSE

SkillsUSA is a partnership of students, teachers and industry working together to ensure a skilled work force. We help each student excel. Our purpose is to promote leadership and trade excellence in a competitive situation and give all SkillsUSA Texas members the opportunity to demonstrate the basic skills of their field.

All contestants should refer to the general regulations found in the National Technical Standards for competitions that advance to the national event when competing for the national event.

1. Eligibility to Compete

To be a member of SkillsUSA, students must be enrolled in a coherent sequence of courses or a career major that prepares the student for further education and/or employment related to technology, the health industry, or trades or industry. Further, a secondary contestant must be earning credit toward a high school diploma or certificate or its equivalent during the school year or in the case of the national competition immediately preceding the National Leadership and Skills Conference. Contestants must have first competed at the district level to compete in a state competition unless otherwise stated in the contest scope.

The Texas chapter and contestant must be a member in good standing with SkillsUSA Texas and SkillsUSA. Chapters with delinquent accounts are chapters that are not in good standing and will be restricted from participating in SkillsUSA Texas and SkillsUSA events. **Invoices more than 90 days delinquent will place a hold on registration for the campus.**

- a. **Skilled and Technical competitions** are open to contestants that have received training at a secondary school in the occupational area registered or are currently receiving training in the occupational area in their CTE program where registered to compete. These training programs must be accepted by the Texas Education Agency.
- b. **Leadership Development competitions** are open to SkillsUSA members in Career and Technical education programs and registered for competition.
- c. **Demonstration competitions** are open to contestants that have received training in the occupational area or are currently receiving training in the occupational area and registered to compete. These competitions are relatively new that are under a period of review. Once fully approved, the competition will become official.
- d. **Occupationally Related competitions** are open to SkillsUSA members in Career and Technical education programs and registered for competition.
- e. **Job Exhibits:** Are open to all SkillsUSA Texas Members. These are Texas only competitions. Job Exhibit participation is limited to 2 entries per student: one individual and one chapter or one multiple exhibit. A notebook is required for all exhibits. Guidelines for the notebook are found further into this document titled Job Exhibit Notebooks.
 - i. Job exhibits must be registered at the district level. **Only the notebook is judged at district.** The project is not brought to district contest. Scoring sheets can be found in this document.
 - ii. Notebooks must be registered and have registration sticker on grade sheet to be evaluated on site at the district contest and a new sticker for state registration.
 - iii. Job Exhibit projects with a state qualified graded and stamped notebook will advance to the state level to be evaluated in person. The project and the notebook (with qualifying stamp on the proper rubric) must be present at state.
 - iv. The notebook grade from district judging will stand as the portion of the score at state.

SkillsUSA Texas is not responsible for the loss or any damages to any job exhibit at the state contest. SkillsUSA Texas is not responsible for setting your job exhibit in the correct area to ensure judging. Job Exhibits left after the removal schedule will be disposed.

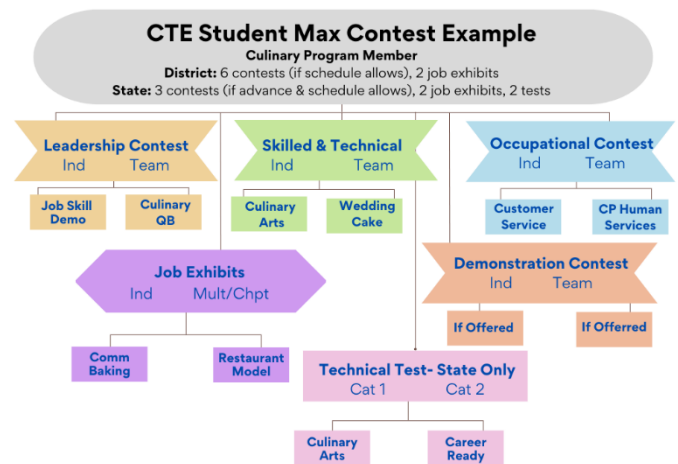
- f. **State Only: Technical Information Category I** tests are open to contestants who placed at district contest but did not qualify for state contest. Technical information testing is provided on a specified day and posted on the conference schedule. No substitutions will be accepted at the state conference for Technical Information Testing. Eligible students can only register for one test in this category.
 - i. If 1st place competes in a Skilled and Technical contest: 2nd & 3rd are eligible for assessment.
 - ii. If 1st & 2nd competes in a Skilled and Technical contest: 3rd & 4th are eligible for the assessment.

- iii. If 1st, 2nd & 3rd competes in a Skilled and Technical contest: 4th & 5th are eligible for the assessment
- g. **State Only: Technical Information Category II** are open to SkillsUSA members in Career and Technical education programs and paid a registration fee to the district level contest event. Students must be enrolled in a course related to the technical information test. Eligible students can only register for one test in this category. Students may take a maximum of **TWO** Technical Information Tests, one from each category.
- h. Campuses with a single or multiple Texas chapters must have a slate of officers (7 student members) and professional member for each Texas chapter to be eligible for competition. Multiple programs may be combined in the same Texas chapter. Advisors cannot have more than one chapter for the same program, but the same advisor can have two different program chapters. If a waiver is required for your campus to compete for this rule please contact the executive director for guidance.
- i. Each SkillsUSA Texas chapter must be in good standing with state and national offices. Advisors and students must be a **joined member** prior to district contest registration closing or February 15th whichever occurs first to be eligible to compete at district contest. The **membership fees must be paid** prior to state contest registration closing to be eligible for state contest registration.

In addition, all past financial obligations concerning the school or chapter must be paid-in-full as stated in ARTICLE VI. FINANCES in SkillsUSA Texas Constitution & By Laws. This includes all registration invoices for the campus for the school year. **Any past due invoices for membership or registration could impede the school's ability to compete.**

- j. **Each joined student** in approved chapter, taking a class that qualifies under the technical standard may enter (up to 10 things for one registration fee at district):

- Skilled and Technical Category: One *individual* competition **AND** one *team* competition **AND**
- Leadership Category: One *individual* competition **AND** one *team* competition **AND**
- Demonstration Category: One *individual* competition **AND** one *team* competition **AND**
- Occupational Related Category: One *individual* competition **AND** one *team* competition **AND**
- Job Exhibits: One *individual* project **AND** one *multiple or chapter* project
- *Technical Tests (state contest only):*
One *Category 1* test **AND** One *Category 2* test



Students must be able to compete at the scheduled contest time. No exceptions made for students that are registered in contests with a scheduling conflict, they will need to choose. Check the contest schedule at district and state and verify student is eligible and able to compete before finalizing registration.

2. District Competitions

Contests listed and approved for SkillsUSA members in the current SkillsUSA CHAMPIONSHIPS TECHNICAL STANDARDS and SkillsUSA Texas Regulations. SkillsUSA Texas will host 13 district conferences and competitions to determine the competitors for the Texas SkillsUSA State Championships. Contests listed in the Texas Regulations are held only in Texas and do not advance to the national level. The district conferences (state qualifying competitions) are held in February at selected locations in each district or virtually.

Competition guidelines:

- a. A contest will be provided when two or more schools report eligible contestants for a competition. If only one school reports a contestant in a competition that competitor must be evaluated at the district level to be eligible to represent their district at the SkillsUSA Texas Leadership and Skills Conference.
- b. Each advisor must be a registered SkillsUSA professional member and if attending must be a paid registrant for the conference. Each charter must have advisors registered to supervise their students.
- c. Each **Texas CHAPTER**, or section on your campus, is eligible to register for **EACH** category:
Leadership, Skilled and Technical, Occupational Related Contests AND Demonstration Contests

- Per Texas Chapter - 5 members PER INDIVIDUAL CONTEST AND
- Per Texas Chapter - 2 teams for each contest

EX: TX Chapter 1234 is joined as a culinary program with 16 students, 1 advisor. Skilled: 5 in Culinary Arts, 5 in Restaurant Services, 5 in Baking. 2 teams Wedding Cake. Leadership: 5 in Job Skill Demo, 5 in Job Interview, 5 in Prepared Spch, 2 teams in Chapter Display, Promo BB and Culinary QB. Occupational: 5 in Customer Service, 5 in Med Math, 5 in First Aid. 2 teams in Entrepreneurship & CP Human Serv. Plus job exhibits. Some of those chapter students are enrolled in an approved CTE classes, like

automotive. Those automotive students in chapter 1234 could enter their program contests. So 5 in MLR, 5 in ASE, 5 in Diesel, 2 teams Auto Quiz Bowl. **Eligibility is the course they are enrolled in and the technical standard rule not the name of the program they are joined under in membership.**

Competition numbers at the district level may be modified by the District Coordinators and the State Office. Historical data, size of District and competition space will be factors in this decision. If there are more participants registered in a competition than a district is able to manage in a one-day competition, there may be an exam or preliminary round to narrow the field. Check the district schedule to confirm.

Total Participation Schools: A school with 100% membership meaning all CTE students at that school campus are members of SkillsUSA Texas, may have six competitors in each individual contest and one additional team per team contest allowed on the district contest schedule.

3. State Competition

Contests listed and approved for SkillsUSA members in the SkillsUSA Texas Regulations should be conducted at the State level as closely to national standards or Texas Regulations as possible as the schedule and time allow. Contests listed in the Texas Regulations are held only at the SkillsUSA Texas Championships and Conference and do not advance to the national level. A contest will be provided:

- When two or more districts report an eligible winner for a competition. (If only one district reports a winner in a competition they must be evaluated prior to registering to compete SkillsUSA Texas Championships.)
- If seven or more districts report a first-place winner in a competition, the first-place winner from each district in each contest is eligible to participate in the skill contest at the SkillsUSA Texas Championships.
- If six or fewer districts report a first-place winner in a competition, the first and second place winner from each district in each contest is eligible to participate in the contest at the SkillsUSA Texas Championships.

Leadership Contests

- Per SkillsUSA Texas District - 1st & 2nd place individual per leadership development contest
- Per SkillsUSA Texas District - 1st & 2nd place team for per leadership development contests

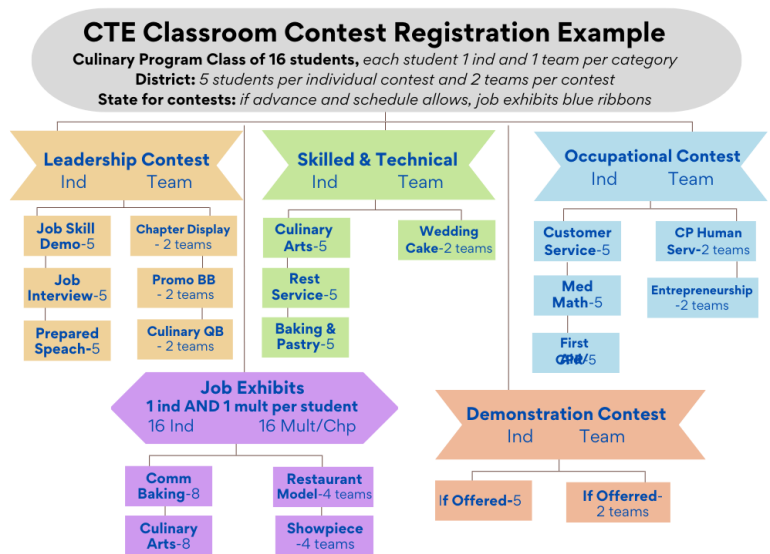
Skilled and Technical, Occupational Related and Demonstration Contests

- Per SkillsUSA Texas District - guidelines under contest list in this document for individuals
- Per SkillsUSA Texas District - guidelines under contest list in this document for teams
- If a Technical Chair of a specific contest requests that fewer or more than places listed above competes at the state level that information will be found in the State Conference APP or contest schedule posted to the state web site.

4. Competition Registration

Only properly registered participants may enter SkillsUSA Texas competitions.

- Registration occurs at www.skillsusa-register.org
- Contestants and Advisors must be JOINED by February 15 or before your district competition registration closes. Membership must be PAID before State registration closes.



- Online registration must be completed by the deadline posted at www.skillsusatx.org.
- A Liability and Release form must be entered into the online registration system, all fields completed. The information populates this form so please be sure to complete all fields.
- Late registrations may be allowed at the discretion of the state office and district leadership with possible late fees charged. Credit Card transactions add a 3.5% processing fee to the invoice total.
- Any registration invoices outstanding after 90 days from the payment due date will be charged a \$50 per invoice, per month past due fee. This charge will be added to your past-due reminder as necessary. Please process your invoices with your accounting department accordingly. A PO number is not considered payment in full.

5. Registration Fees

Registration fees for SkillsUSA Texas District Conferences are as follows provided contracts are not renegotiated by the venue or SkillsUSA Texas: (Cancellations or Refunds, if allowed, must be made by posted deadline, generally 2 weeks prior to conference.)

SkillsUSA Texas Fall Leadership Conferences	\$35.00 per person
SkillsUSA Texas Legislative Day	\$40.00 per person
SkillsUSA Texas District Competitions	\$55.00 per person
Job Exhibit Notebook only NO Contestant	\$25.00 per member
SkillsUSA Texas State Competitions	\$100.00 per person
Job Exhibit Notebook/Project only NO Contestant*	\$50.00 per member
SkillsUSA Texas Summer Leadership Conference (estimate)	\$700.00 per member+lodging
SkillsUSA National Leadership and Skills Conference (estimate)	\$395.00 per member+lodging
SkillsUSA Washington Leadership Training Institute (estimate)	\$750.00 per member+lodging

*Job Exhibits will not be eligible for a Best of Show award if the contestant is not present

6. Substitutions:

- Substitutes are allowed until deadline posted for district or state registration.
- After the deadline, any substitutions must be approved by the district coordinator or state office.
- **District Team Leadership Development, Skilled and Technical and Health Occupations contests:** should a team member drop prior to the district competition, advisors may substitute another student 7 days prior to contest. Teams may compete with one fewer team member in the case of an unforeseen circumstance just prior to the district competition as long as a full team was registered originally and the specific contest guidelines do not state otherwise. No more than 50% of a team may be substituted. Scores may be affected if there is not a complete team competing.
- **State Team Leadership Development, Skilled and Technical and Health Occupations contests:** should a team member drop following district contest, advisors may substitute another student or teams may compete with one fewer team member in the case of an unforeseen circumstance just prior to the state competition as long as a full team was registered originally and the specific contest guidelines do not state otherwise. No more than 50% of any team may be replaced. If more than 50% of the team is to be replaced, the next place team from that district standings will be moved up. Scores may be affected if there is not a complete team competing.
- Substitutions may be made for any member of a team provided the substitute:
 - ✓ Was a SkillsUSA member by February 15
 - ✓ Was registered at the District Contest
 - ✓ Is a member of the local chapter entering the contest
- **Individual Leadership Development, Skilled and Technical and Demonstration competitions** – There will be no substitution for individual competitors. For state contest the next place from district competitions or test will move up.
- **State Technical Information Contests:** no substitutions

7. Contest Materials/Supplies

Participants who do not bring the required materials, as specified in the individual contest regulations or information email, will not be supplied said materials or supplies. A tech chair may deduct up to 2 points per required item not presented and if safety is a concern the student may not be allowed to compete. **District and state contests should confirm requirements; the National standards are requirements for NLSC only.**

8. Safety Requirements

Safety of SkillsUSA Texas contestants in all events is important. Proper safety clothing and proper protective devices are appropriate in contests. General safety regulations are listed in the SkillsUSA National Technical

Standards and Texas Regulations. These regulations will apply at all contests. Required recommends of the CDC, and any State of Texas mandates will be followed.

9. Mandatory Contest Meetings

Contestants must report to the mandatory contest orientation meeting, as scheduled for instructions from the technical committee chairs. This is a critical meeting since technical committee chairs provide specific contest instructions and many times administer written and oral tests at this meeting. Students should wear contest attire to the orientation meeting to be evaluated and to allow changes before competing.

10. Contest Models/Assistants

Must be active SkillsUSA *student* members but are not required to be from the same school as the competitor. They are not considered contestants and are not required to attend contestant orientation meetings. Models/assistants that are not competing in any other events should register as an observer to participate and be dressed appropriately. If the model is also competing in another contest they should register as a contestant and wear that badge when they are a model. Do not register them as both observer and contestant.

11. Resumes

A one-page resume is required for all competitions. Resume style is determined by the student but should be of a professional standard. Failure to submit a resume to the contest chair will be a 10-point penalty. If a student is in more than one competition, the contestant must bring a resume for each contest entered. If an online resume submission is offered, bring hard copies to contest as well. In addition to being a possible penalty if the tech chair needs to break a tie the quality of the resume may be considered. [Middle School Resume Guide](#)

12. General Clothing Requirements

Contestants in *Leadership Development Competitions* **must wear official clothing** as described in the National Technical Standards or Texas Regulations.

In *Skilled and Technical, Demonstration contests, Health Occupations, and Occupationally Related contests*, unless otherwise notified by your technical chair, assigned clothing as described in the national Technical Standards or the Texas Regulations is required. However, this may be the same type clothing described **without the SkillsUSA logo** or being purchased at the official SkillsUSA store. **It is not necessary to purchase this clothing from the official store for the district or state competition** Items of dress such as shoes, hats, belts, etc. should be appropriate for the occupational training objective and follow safety standards for each competition. *Clothing Penalties are all or nothing, not per clothing item, so if you are compliant you will not lose 10 points, if any part of the uniform is not compliant each contestant will have a 10-point deduction. Clothing can be approved at orientation so adjustments can be made prior to the start of the contest.*

The SkillsUSA clothing requirements from the national office can be downloaded [here](#).

Official SkillsUSA Attire (to [purchase](#))

- a. T-shirt-style tops are not approved.
- b. All personal jewelry should contribute to a businesslike appearance. Only official SkillsUSA jewelry is to be worn on a SkillsUSA blazer, jacket or sweater. Official jewelry is described as conference pin, SkillsUSA emblem, officer pin, President's Volunteer Service Award pin, statesman pin (one only) and professional development (one only) pin.
- c. Shoes: No canvas, vinyl, plastic or leather athletic-type shoes, open-toe or open-heel shoes are permitted in any SkillsUSA Texas contest event without penalty. Contestants may be disqualified where improper footwear constitutes a health or safety hazard. When leather work shoes are required: "work shoes" are technically defined as low or high-top leather, lace-up shoes with rubber, skid-resistant soles. They can be steel-or non-steel-toed as stated. Western-style (cowboy) boots must be all-leather, round-toed, flat-soled and industry standard safe.
- d. Eye protection must meet ANSI Z87 requirements. Prescription and non-prescription safety glasses must include side shields designed for the safety glasses by the manufacturer of the eye protection. An imprint with the mark "Z87" will appear on the frame or lens to identify the safety glasses as meeting ANSI Z87 requirements. Approved safety goggles may also be worn to meet these eye protection requirements.
- e. Contestants with long hair or facial hair that poses a possible safety or sanitary hazard must wear hair containment devices (hairnets).
- f. Contestants may be disqualified for lack of safety clothing or attire.
- g. The wearing of accessory items (such as belts) is optional unless otherwise specified in the contest rules.
- h. Only occupational or career patches, competitor patches and Professional Development Program (PDP) patches may be worn on the left shoulder or above the left pocket without penalty. However, they are not required.

- i. No identification of the contestant, school or state is allowed on contest clothing.
- j. Check for specific clothing and safety requirements under the guidelines for each contest.
- k. Clothing penalties in all skill contests will be assessed by the designated committee member in cooperation with the contest chair. SkillsUSA Texas contest technical committees will assess clothing penalties for all leadership contests.

13. Personal Appearance of Piercing and Tattoos

The policy in regards to piercing and tattoos while participating in SkillsUSA Texas is as follows:

- a. Wearing of any piercings should not in any way cause a safety issue. If so determined, the offending item must be removed for the duration of the SkillsUSA Championships contest. Failure to comply will result in a safety penalty or disqualification.
- b. Any tattoo that is considered vulgar, sexual or morbid should be covered while competing in any SkillsUSA Championships contest. Failure to comply will result in a clothing penalty or disqualification.

14. General Observer Rule

The observer rule will be optional and determined by the technical chair of each contest.

- a. No observers or advisors other than those asked to assist will be allowed inside the contest area where a technical skill competition is being held.
- b. Observers or advisors shall not talk or gesture to contestants or judges.
- c. Contestants may be penalized if they accept assistance from observers or SkillsUSA advisors.
- d. No observers will be permitted in the contest holding room or at the contest orientation meeting unless specifically invited by the SkillsUSA Texas contest technical committee.
- e. Neither cameras with flash attachments, cell phones, nor recording devices of any kind will be permitted in any contest area without the consent of the SkillsUSA Texas Conference director.

15. Professional Development Test

A Professional Development test will be required in all contests. The scoring or tie breaker use of this test score may vary between district, state, and national competition. Question content: SkillsUSA Framework, Program of Work, SkillsUSA History and Facts, Emblem, Opening Ceremonies and Membership Handbook. A study guide will be [posted](#) each fall.

16. Tie Breaker

The tech chair of the contest along with the state office will determine if a component of the contest score, the student's resume quality or PD score will be used as a tie breaker if needed.

17. Awards

Ribbons, medals, plaques and any prizes or scholarships will be awarded at the conference closing session.

18. Grievances/Resolution

SkillsUSA Texas Grievance Committees shall consist of individuals from any of the following: SkillsUSA Texas staff, District Advisors, Board Members and State or Teacher Advisory Committees. The advisor must submit the rule from the Technical Standards or the Texas Regulations that was not followed.

- o Form link and deadline to submit will be posted to event page on our website.
- o Action will be taken on any valid resolution properly presented prior to the deadline posted.
- o Upon evaluation of the grievance report, the SkillsUSA Texas grievance committee will notify the teacher filing the report of the action taken.

19. Delegate Meetings

Each Texas chapter will have:

- a. one delegate for the Texas chapter
- b. one delegate for each group of 10 members
- c. one delegate for major fraction of 10 members
- i.e. 16 members = 3 voting delegates 15 members = 2 voting delegates

The time and location for this meeting at district level will be announced in the agenda for that conference. The time and location for the House of Delegates at the State Leadership and Skills Conference will be announced in the agenda and conference app. Items up for vote must be presented 60 days prior.

The SkillsUSA Texas student business meeting will address amendments to the SkillsUSA Texas Constitution. These amendments may be found on the SkillsUSA Texas website after the last district contest is completed.

MIDDLE SCHOOL COMPETITIONS

Code	Contest Name	Team or Individual	Advance to State	Qualifies	Category	Eligible Programs
XAS	ACTION SKILLS	IND	1st & 2nd	NLSC	Leadership Development	Enrolled in a middle school chapter
XAMF	ADDITIVE MANUFACTURING	TEAM-3	1st & 2nd	NLSC	Skilled and Technical	Enrolled in a middle school chapter
XAM	AMERICAN SPIRIT	TEAM-3	1st & 2nd	NLSC	Leadership Development	Enrolled in a middle school chapter
XATOOL	AUTOMOTIVE TOOL ID	IND	10 Per District	STATE	Skilled and Technical	Enrolled in a middle school chapter
XCBP	CHAPTER BUSINESS PROCEDURE	TEAM-5	1st & 2nd	STATE	Leadership Development	Enrolled in a middle school chapter
XDIS	CHAPTER DISPLAY	TEAM-3	1st & 2nd	NLSC	Leadership Development	Enrolled in a middle school chapter
XCAP	COMMUNITY ACTION PROJECT	TEAM-3	1st & 2nd	NLSC	Leadership Development	Enrolled in a middle school chapter
XCS	COMMUNITY SERVICE	TEAM-3	1st & 2nd	NLSC	Leadership Development	Enrolled in a middle school chapter
XCM I	CONSTRUCTION MATERIALS ID	IND	Top 10 per district	STATE	Skilled and Technical	Enrolled in a middle school chapter
XCTOOL	CONSTRUCTION TOOL ID	IND	Top 10 per district	STATE	Skilled and Technical	Enrolled in a middle school chapter
XEC	EMBLEM CEREMONY	TEAM-3	1st & 2nd	STATE	Leadership Development	Enrolled in a middle school chapter
XEDT	ENGINEERING TECHNOLOGY DESIGN	TEAM-3	1st & 2nd	NLSC	Occupational	Enrolled in a middle school chapter
XESPT	ESPORTS	TEAM-3	1st & 2nd	STATE	Skilled and Technical	Enrolled in a middle school chapter
XES	EXTEMPORANEOUS SPEAKING	IND	1st & 2nd	NLSC	Leadership Development	Enrolled in a middle school chapter
XCBP	JOB INTERVIEW	IND	1st & 2nd	STATE	Leadership Development	Enrolled in a middle school chapter
XJSDA	JOB SKILL DEMONSTRATION A	IND	1st & 2nd	NLSC	Leadership Development	Enrolled in a middle school chapter
XJSDO	JOB SKILL DEMONSTRATION OPEN	IND	1st & 2nd	NLSC	Leadership Development	Enrolled in a middle school chapter
XMRT	MOBILE ROBOTICS TECHNOLOGY	TEAM-2	1st & 2nd	NLSC	Skilled and Technical	Enrolled in a middle school chapter
XOCC	OPENING/CLOSING CEREMONIES	TEAM-7	1st & 2nd	NLSC	Leadership Development	Enrolled in a middle school chapter
XOUTS	OUTSTANDING CHAPTER	TEAM-3	1st & 2nd	NLSC	Leadership Development	Enrolled in a middle school chapter
XPIN	PIN DESIGN	IND	1st & 2nd	NLSC	Leadership Development	Enrolled in a middle school chapter
online	TX PIN DESIGN	IND	1st	DIST	Leadership Development	Enrolled in a middle school chapter
XPS	PREPARED SPEECH	IND	1st & 2nd	NLSC	Leadership Development	Enrolled in a middle school chapter
XPBB	PROMOTIONAL BULLETIN BOARD	TEAM-3	1st & 2nd	NLSC	Leadership Development	Enrolled in a middle school chapter
XPP	PROMOTIONAL POSTER	TEAM-2	1st & 2nd	STATE	Leadership Development	Enrolled in a middle school chapter
XQUIZ	QUIZ BOWL	TEAM-7	1st & 2nd	STATE	Leadership Development	Enrolled in a middle school chapter
XUSR	ROBOTICS URBAN SEARCH/RESCUE	TEAM-2	1st & 2nd	NLSC	Skilled and Technical	Enrolled in a middle school chapter
XOUTM	SKILLSUSA TX OUTSTANDING MEMBER	IND	1 per district	STATE	Leadership Development	Enrolled in a middle school chapter
XMEM	SKILLSUSA TX MS MEMORIAL SCHOLARSHIP	CHPTR	1 per district	STATE	Leadership Development	Enrolled in a middle school chapter
XTSD	T-SHIRT DESIGN	IND	1st & 2nd	NLSC	Leadership Development	Enrolled in a middle school chapter
online	TX T-SHIRT DESIGN	IND	1st	DIST	Leadership Development	Enrolled in a middle school chapter
XTEC	TEAM ENGINEERING CHALLENGE	TEAM-4	1st & 2nd	NLSC	Skilled and Technical	Enrolled in a middle school chapter
	All Job exhibits (one individual and one team per student)		2 per student	STATE	Job Exhibits	Enrolled in a middle school chapter

OCCUPATIONAL RELATED COMPETITIONS

Contest Code	Contest Name	Team or Individual	Advance to State	Qualifies	Eligible Programs
CERT	Community Emergency Response Team	TEAM-4	1 st Place	STATE	CTE programs curriculum that integrates TEAM concepts, training and techniques
CUS	Customer Service	IND	1 st & 2 nd	NLSC	Enrolled in state approved CTE program
ENG	Engineering Technology/Design	TEAM-4	1 st Place	NLSC	CTE program that integrates engineering/pre-engineering techniques
ENTR	Entrepreneurship	TEAM-4	1 st & 2 nd	NLSC	Enrolled in state approved CTE program
CPR	First Aid/CPR	IND	1 st & 2 nd	NLSC	Enrolled in state approved CTE program
BOWL	Health Knowledge Bowl	TEAM-4	1 st & 2 nd	NLSC	CTE Program with Health Technology as the occupational objective
HOPP	Health Occupations Professional Portfolio	IND	1 st & 2 nd	NLSC	CTE Programs with Health Technology as the occupational objective
MM	Medical Math	IND	1 st & 2 nd	NLSC	CTE Programs with Health Technology as the occupational objective
MTM	Medical Terminology	IND	1 st & 2 nd	NLSC	CTE Programs with Health Technology as the occupational objective
OHSS	Occupational Health & Safety - Multiple	TEAM-3	1 st & 2 nd	NLSC	Enrolled in state approved CTE program
OHSS	Occupational Health & Safety - Single	TEAM-3	1 st & 2 nd	NLSC	Enrolled in state approved CTE program
PT	Principles of Engineering/Technology	IND	1 st & 2 nd	STATE	Enrolled in state approved CTE program
RTM	Related Technical Math	IND	1 st & 2 nd	NLSC	Enrolled in state approved CTE program
<p><i>Career Pathways: You may enter one of the 16 categories listed at the district level. 1st place in each may attend the state competitions, but you will compete against all categories under that cluster. Only the bolded cluster areas will be awarded medals or awards at the state conference and advance to National Competition.</i></p>					
Career Pathways: Agriculture / Food & Natural Resources					
CPSNRA	Agricultural, Food & Natural Resources	TEAM-3	1 st Place	NLSC	Enrolled in state approved CTE program
Career Pathways: Arts and Communications					
CPSAC	Arts & Communications	TEAM-3	1 st Place	NLSC	Enrolled in state approved CTE program
Career Pathways: Business Management and Technology					
CPSBMT	Business, Management & Administration	TEAM-3	1 st Place	1 st in Cluster to NLSC	Enrolled in state approved CTE program
CPSBMT	Finance	TEAM-3	1 st Place	1 st in Cluster to NLSC	Enrolled in state approved CTE program
CPSBMT	Information Technology	TEAM-3	1 st Place	1 st in Cluster to NLSC	Enrolled in state approved CTE program
CPSBMT	Marketing	TEAM-3	1 st Place	1 st in Cluster to NLSC	Enrolled in state approved CTE program
Career Pathways: Health Services					
CPSHS	Health Services	TEAM-3	1 st Place	NLSC	Enrolled in state approved CTE program
Career Pathways: Human Services					

CPSHUS	Government and Public Administration	TEAM-3	1 st Place	1 st in Cluster to NLSC	Enrolled in state approved CTE program
CPSHUS	Law, Public Safety and Security	TEAM-3	1 st Place	1 st in Cluster to NLSC	Enrolled in state approved CTE program
CPSHUS	Education & Training Services	TEAM-3	1 st Place	1 st in Cluster to NLSC	Enrolled in state approved CTE program
CPSHUS	Human Services	TEAM-3	1 st Place	1 st in Cluster to NLSC	Enrolled in state approved CTE program
CPSHUS	Hospitality & Tourism	TEAM-3	1 st Place	1 st in Cluster to NLSC	Enrolled in state approved CTE program

Career Pathways: Industrial and Engineering Technology

CPSIET	Architecture & Construction	TEAM-3	1 st Place	1 st in Cluster to NLSC	Enrolled in state approved CTE program
CPSIET	Manufacturing	TEAM-3	1 st Place	1 st in Cluster to NLSC	Enrolled in state approved CTE program
CPSIET	Science, Technology, Engineering & Math	TEAM-3	1 st Place	1 st in Cluster to NLSC	Enrolled in state approved CTE program
CPSIET	Transportation Distribution & Logistics	TEAM-3	1 st Place	1 st in Cluster to NLSC	Enrolled in state approved CTE program

LEADERSHIP DEVELOPMENT COMPETITIONS

Contest Code	Contest Name	Team or Individual	Advance to State	Qualifies	Eligible Programs
AS	Action Skills	IND	1 st & 2 nd	NLSC	CTE Program & student is classified under Public Law 105-17, IDEA 1997
AM	American Spirit	TEAM-3	1 st & 2 nd	NLSC	Enrolled in state approved CTE program
AVQB	Audio Visual Production Quiz Bowl	TEAM-7	1 st & 2 nd	STATE	CTE program with audio visual as occupational objective
AUTOBO	Automotive Service Quiz Bowl	TEAM-7	1 st & 2 nd	STATE	CTE program with automotive as occupational objective
CPD	Career Promotion Demonstration	TEAM-2	1 st & 2 nd	STATE	Enrolled in state approved CTE program
CBP	Chapter Business Procedure	TEAM-5	1 st & 2 nd	NLSC	Enrolled in state approved CTE program
DIS	Chapter Display	TEAM-3	1 st & 2 nd	NLSC	Enrolled in state approved CTE program
CAP	Community Action Project	TEAM-3	1 st & 2 nd	NLSC	CTE Program & student is classified under Public Law 105-17, IDEA 1997
CS	Community Service	TEAM-3	1 st & 2 nd	NLSC	Enrolled in state approved CTE program
COBOWL	Cosmetology Quiz Bowl	TEAM-7	1 st & 2 nd	STATE	CTE program with cosmetology as occupational objective
CJBOWL	Criminal Justice Quiz Bowl	TEAM-7	1 st & 2 nd	STATE	CTE program with criminal justice or public safety as occupational objective
CABOWL	Culinary Arts Quiz Bowl	TEAM-7	1 st & 2 nd	STATE	CTE program with culinary as occupational objective
EC	Emblem Ceremony	TEAM-3	1 st & 2 nd	STATE	Enrolled in state approved CTE program
EAP	Employment Application Process	IND	1 st & 2 nd	NLSC	CTE Program & student is classified under Public Law 105-17, IDEA 1997
ES	Extemporaneous Speaking	IND	1 st & 2 nd	NLSC	Enrolled in state approved CTE program
ITQUIZ	IT Quiz Bowl	TEAM-7	1 st & 2 nd	STATE	CTE program with IT as occupational objective
JI	Job Interview	IND	1 st & 2 nd	NLSC	Enrolled in state approved CTE program
JSDA	Job Skill Demonstration "A"	IND	1 st & 2 nd	NLSC	Enrolled in state approved CTE program
JSDO	Job Skill Demonstration Open	IND	1 st & 2 nd	NLSC	Enrolled in state approved CTE program
OCC	Opening & Closing Ceremonies	TEAM-7	1 st & 2 nd	NLSC	Enrolled in state approved CTE program
OUT	Outstanding Chapter	TEAM-3	1 st only	NLSC	Enrolled in state approved CTE program
OUTM	Outstanding SkillsUSA TX Member	IND	1 st only	STATE	Active SkillsUSA student members
PIN	Pin Design	IND	1 st & 2 nd	NLSC	Enrolled in state approved CTE program
PS	Prepared Speech	IND	1 st & 2 nd	NLSC	Enrolled in state approved CTE program
BB	Promotional Bulletin Board Display	TEAM-3	1 st & 2 nd	NLSC	Enrolled in state approved CTE program

Contest Code	Contest Name	Team or Individual	Advance to State	Qualifies	Eligible Programs
TSD	T-Shirt Design	IND	1 st & 2 nd	NLSC	Enrolled in state approved CTE program
QUIZ	Quiz Bowl	TEAM-7	1 st & 2 nd	NLSC	Enrolled in state approved CTE program
CAIN	SkillsUSA Texas Memorial Scholarship	IND	State only	STATE	Active SkillsUSA student members

SKILLED AND TECHNICAL COMPETITIONS

Contest Code	Contest Name	Team or Individual	Advance to State	Qualifies	Eligible Programs
VA	3D Visualization and Animation	TEAM-2	1 st & 2 nd	NLSC	CTE Programs utilizing 3-D imaging and animation as occupational objective
AMF	Additive Manufacturing	TEAM-2	1 st & 2 nd	NLSC	CTE programs with direct digital, Computer Aided Design, design, MFG or additive MFG as the occupational objective.
ADV	Advertising Design	IND	1 st & 2 nd	NLSC	CTE Programs with advertising design or commercial art as the occupational objective
AD	Architectural Drafting	IND	1 st & 2 nd	NLSC	CTE Programs with architectural drafting as the occupational objective
AE	Applied Engineering	TEAM-4	1 st & 2 nd	STATE	CTE Programs with engineering as the occupational objective
RAP	Audio Production	TEAM-2	1 st & 2 nd	NLSC	CTE Programs with radio/audio production as the occupational objective
MFG	Automated Manufacturing Technology	IND	1 st & 2 nd	NLSC	CTE Programs with Precision machining, automated mfg or CAD/CAM or CNC as the occupational objective
CAD	Auto CAD - Civil Design	IND	1 st & 2 nd	STATE	CTE programs utilizing AutoCAD as an occupational objective
MLR	Automobile Maintenance and Light Repair	IND	1 st & 2 nd	NLSC	CTE Programs with Automotive service technology as the occupational objective
ART	Automotive Refinishing Technology	IND	1 st	NLSC	CTE Programs with automotive refinishing as the occupational objective
AST	Automotive Service Technology	IND	1 st & 2 nd	NLSC	CTE Programs with Automotive service technology as the occupational objective
ATOOL	Automotive Trades Tool ID	IND	Top 1-10 ea district	STATE	Automotive related courses, completed no more than two semesters
AMT	Aviation Maintenance Technology	IND	1 st & 2 nd	NLSC	CTE Programs with Aviation maintenance as the occupational objective
CB	Baking & Pastry Arts	IND	1 st & 2 nd	NLSC	CTE Programs with commercial baking/pastry arts as the occupational objective
BAR	Barbering	IND	1 st & 2 nd	NLSC	CTE Programs with Barbering and Cosmetology as the occupational objective.
CARE	Basic Health Care Skills	IND	1 st & 2 nd	NLSC	CTE Programs Health Technology as the occupational objective
BLMT	Building Maintenance	IND	Top 1-6 ea district	NLSC	CTEI Program & student is classified under Public Law 105-17, IDEA 1997
BS	Building/Tactical Search	TEAM-4	1 st	STATE	CTE programs with Law Enforcement as the occupational objective
CM	Cabinetmaking	IND	1 st & 2 nd	NLSC	CTE Programs with cabinetmaking or millwork as the occupational objective
C	Carpentry	IND	1 st & 2 nd	NLSC	CTE Programs with carpentry as the occupational objective
CNCM	CNC 2 Axis Turning Programmer	IND	1 st & 2 nd	NLSC	CTE Programs with precision machining, automated mfg or CNC as occupational objective
PMT	CNC 3 Axis Milling Programmer	IND	1 st & 2 nd	NLSC	CTE Programs with precision machining, automated mfg or CNC as occupational objective
	CNC 5 Axis Milling Programmer	IND	1 st & 2 nd	NLSC	CTE Programs with precision machining, automated mfg or CNC as occupational objective
CNCT	CNC Programmer	IND	1 st & 2 nd	NLSC	CTE Programs with precision machining, automated mfg or CNC as occupational objective
CDA	Collision Damage Appraisal	IND	1 st & 2 nd	NLSC	CTEI Programs with collision technology as the occupational objective
CRT	Collision Repair Technology	IND	1 st	NLSC	CTE Programs with collision repair technology as the occupational objective
DC	Commercial sUAS Drone	TEAM-2	1 st & 2 nd	NLSC	CTE Programs with drone applications.
CP	Computer Programming	IND	1 st & 2 nd	NLSC	CTE Programs with computer programming as the occupational objective

CMI	Construction Materials ID	IND	Top 1-10 ea district	STATE	Construction related courses completed no more than two semesters
CTOOL	Construction Trades Tool ID	IND	Top 1-10 ea district	STATE	Construction related courses completed no more than two semesters
CO	Cosmetology	IND	1 st & 2 nd	NLSC	CTE Programs with cosmetology as the occupational objective
3DNAIL	Cosmetology 3D Freehand Nail Art	IND	1 st & 2 nd	STATE	CTE with Cosmetology/Nail Care as the occupational objective.
CSI	Crime Scene Investigation	TEAM-3	1 st	NLSC	CTE Programs with law enforcement as the occupational objective
CJ	Criminal Justice	IND	1 st	NLSC	CTE Programs with law enforcement or public security as the occupational objective
CA	Culinary Arts	IND	1 st & 2 nd	NLSC	CTE Programs with culinary arts or commercial food trades as the occupational objective
CY	Cyber Security	TEAM-2	1 st & 2 nd	NLSC	CTE programs with Cyber Security, Information Security, or Systems and Networking Security Architecture.
DA	Dental Assisting	IND	1 st & 2 nd	NLSC	CTE Programs with dental assisting as the occupational objective
DP	Desktop Publishing	IND	1 st & 2 nd	NLSC	CTE Programs with graphic communications as the occupational objective
DET	Diesel Equipment Technology	IND	1 st & 2 nd	NLSC	CTE Programs with diesel equipment technology as the occupational objective
VPD	Digital Cinema Production	TEAM-2	1 st & 2 nd	NLSC	CTE Programs with filmmaking/video production as the occupational objective
PRE	Early Childhood Education	IND	1 st & 2 nd	NLSC	CTE Programs with childcare as the occupational objective.
ECW	Electrical Construction Wiring	IND	1 st	NLSC	CTE Programs with residential wiring or electrical trades as the occupational objective
ET	Electronics Technology	IND	1 st & 2 nd	NLSC	CTE Programs with industrial electronics or electronics technology as the occupational objective
EMT	Emergency Medical Technician	TEAM-2	1 st & 2 nd	NLSC	CTE programs with emergency medical technician as the occupational objective.
ESPT	ESports	TEAM-3	1 st	STATE	CTE Programs with software development, IT, Engineering, programming, sports marketing, Arts, A/V Technology and Communications related fields
FACE	Esthetics	IND	1 st & 2 nd	NLSC	CTE Programs with cosmetology as the occupational objective
	Facilathon			NLSC	offered but we do not currently serve
FTS	Felony Traffic Stop	TEAM-2	1 st	STATE	CTE Programs with law enforcement as the occupational objective
FF	Firefighting	IND	1 st & 2 nd	NLSC	CTE Programs with protective services / firefighting as part of the curriculum and occupational objective
FT	Forensic Science Team	TEAM-3	1 st	STATE	CTE Programs with forensic science as part of the career objective
GC	Graphic Communications	IND	1 st & 2 nd	NLSC	CTE Programs with graphic communications as the occupational objective
GIS	Graphic Imaging Sublimation	IND	1 st & 2 nd	NLSC	CTE programs with graphic communications as the occupational objective
HVAC	Heating, Ventilation, Air Conditioning and Refrigeration	IND	1 st & 2 nd	NLSC	CTE Programs with heating, ventilation, air conditioning and refrigeration as the occupational objective
MOTR	Industrial Motor Control	IND	1 st & 2 nd	NLSC	CTE Programs with industrial motor control as the occupational objective
ITS	Information Technology Services	IND	1 st & 2 nd	NLSC	CTE Programs with computer maintenance technology, electronic product servicing or electronics technology as occupational objective
IAGD	Interactive Application & Video Game Development	TEAM-2	1 st & 2 nd	NLSC	CTE programs utilizing interactive-application and/or video-game design and development as an occupational objective
RSI	Internet of Things Smart Home	IND	1 st & 2 nd	NLSC	CTE Programs with Electronics, appliance repair, computer networking or smart house technologies as the occupational objective
WORK	Internetworking	IND	1 st & 2 nd	NLSC	CTE Programs with computer networking as the occupational objective
SUR	Land Surveying	TEAM-3	1 st & 2 nd	STATE	CTE Programs with land surveying as the occupational objective
MT	Marine Service Technology	IND	1 st & 2 nd	NLSC	CTE Programs that include motorcycle service technology as an occupational objective
M	Masonry	IND	1 st & 2 nd	NLSC	CTE Programs with masonry or bricklaying as the occupational objective

MD	Mechanical Drafting	IND	1 st & 2 nd	STATE	CTE Programs with technical/mechanical drafting as the occupational objective
MECH	Mechatronics	TEAM-2	1 st & 2 nd	NLSC	CTE Programs with Mechatronics technology is the occupational objective or industrial electricity, fluid power technology, programmable controls (PLC) technology or industrial automation programs.
MA	Medical Assisting	IND	1 st & 2 nd	NLSC	CTE Programs Health Technology as the occupational objective
MEI	Mobile Electronics Installation	IND	1 st & 2 nd	NLSC	CTE programs which include Mobile electronics installation
MRT	Mobile Robotics Technology	IND	1 st	NLSC	CTE programs which include engineering that integrates robotics engineering or Pre-engineering techniques
MST	Motorcycle Service Technology	IND	1 st & 2 nd	NLSC	CTE Programs that include motorcycle service technology as an occupational objective
NATX	Nail Art	IND	1 st & 2 nd	STATE	CTE Programs with cosmetology / nail care as the occupational objective
NAIL	Nail Care	IND	1 st & 2 nd	NLSC	CTE Programs with cosmetology / nail care as the occupational objective
NEC	National Electrical Code Test	IND	Top 1-3 ea district	STATE	CTE Programs with residential wiring or electrical trades as the occupational objective
NHD	Natural Hair Weaving	IND	1 st & 2 nd	STATE	CTE Programs with cosmetology as the occupational objective
NA	Nurse Assisting	IND	1 st	NLSC	CTE Programs Health Technology as the occupational objective
P	Photography	IND	1 st & 2 nd	NLSC	CTE Programs with photography as the occupational objective
PLB	Plumbing	IND	1 st	NLSC	CTE Programs with residential plumbing as the occupational objective
PAC	Police Application	IND	1 st & 2 nd	STATE	CTE Programs with law enforcement or public security as the occupational objective
PET	Power Equipment Technology	IND	1 st & 2 nd	NLSC	CTE Programs with small air-cooled engine repair or power equipment-related repair as the occupational objective
PN	Practical Nursing	IND	1 st & 2 nd	NLSC	CTE Programs Health Technology as the occupational objective
PMTTX	Precision Machining	IND	1 st & 2 nd	STATE	CTE Programs with precision machining, automated mfg or CNC as the occupational objective
FBS	Restaurant Service	IND	1 st & 2 nd	NLSC	CTE Programs that include food and beverage service as part of their instruction and occupational objective
RAT	Robotics and Automation Technology	TEAM-2	1 st & 2 nd	NLSC	CTE Programs with robotics, automation and or mfg as the occupational objective
USR	Robotics: Urban Search and Rescue	TEAM-2	1 st & 2 nd	NLSC	CTE Programs with Computer Science, Computer Programming or Robotics as the occupational objective
SP	Screen Printing Technology	IND	1 st & 2 nd	NLSC	CTE programs with graphic communications as the occupational objective
SM	Sheet Metal	IND	1 st & 2 nd	NLSC	CTE Programs with sheet metal as the occupational objective
TW	Team Works	TEAM-4	1 st	NLSC	CTE Programs with building trades as the occupational objective
TECH	Technical Computer Applications	IND	1 st	NLSC	CTE Programs enrolled in programs with computer literacy as part or all of the occupational objective
TD	Technical Drafting	IND	1 st & 2 nd	NLSC	CTE Programs with technical drafting as the occupational objective
CAB	Telecommunications Cabling	IND	1 st & 2 nd	NLSC	CTE Programs with carpentry as the occupational objective
TV	Video Production	TEAM-2	1 st & 2 nd	NLSC	CTE Programs with video production as the occupational objective
TVN	Video News Production	TEAM-2	1 st & 2 nd	NLSC	CTE Programs with media technology or news broadcasting as part of the curriculum
WEB	Web Design and Development	IND	1 st & 2 nd	NLSC	CTE Programs utilizing web design or web development as an occupational objective
WCD	Wedding Cake Design	TEAM-2	1 st & 2 nd	STATE	CTE Programs with commercial baking/pastry arts as the occupational objective
W	Welding	IND	1 st	NLSC	CTE Programs with welding as the occupational objective
W1TX	Welding One	IND	1 st	STATE	CTE Program 1 st year, 2 semesters only where welding is the main objective.

WA	Welding Applications	IND	1 st	STATE	CTE programs where welding is NOT the main objective and are not currently/previously enrolled in a program with welding as the main objective.
WAS	Welding Sculpture	IND	1 st & 2 nd	NLSC	CTE Programs with welding or Metal Trades as the occupational objective
WF	Welding Fabrication	TEAM-4	1 st	NLSC	CTE Programs where welding or metal trades as occupational objective

NATIONAL DEMONSTRATION COMPETITIONS

Contest Code	Contest Name	Team or Individual	Advance to State	Qualifies	Eligible Programs
CNC5	CNC 5 Axis	IND	1 st & 2 nd	NLSC	CTE Programs with precision machining, automated mfg/CNC as occupational objective
	Commercial Roofing			NLSC	offered but we do not currently serve
	Heavy Equipment			NLSC	offered but we do not currently serve

JOB EXHIBITS

Contest Code	Contest Name	Team or Individual	Advance to State	Qualifies	Eligible Programs
SJE	Single Student Job Exhibit	IND	1 per student	STATE	Enrolled in a Career and Technical Program relevant to the job exhibit
MJE	Multiple Job Exhibit 2 – 5 Students	TEAM	1 per student w Single	STATE	Enrolled in a Career and Technical Program relevant to the job exhibit
CJE	Chapter Exhibit 6 students or up to chapter enrollment	TEAM	1 per student w Single	STATE	Enrolled in a Career and Technical Program relevant to the job exhibit
NBOOK	Student Notebook	IND	1 per student	STATE	Enrolled in a Career and Technical Program relevant to the job exhibit
EP	Employment Portfolio	IND	1 per student	STATE	Enrolled in a Career and Technical Program relevant to the job exhibit

COMPETITIONS BY PROGRAM OF STUDY

Agriculture, Food, and Natural Resources

Agriculture Business Leadership & Communications, Animal Science, Agriculture Technology and Mechanical Systems, Environmental and Natural Resources, Food Science and Technology and Plant Science.

- CP Showcase: Ag, Food, Natural Resources
- Job Exhibits – TX Only

Architecture and Construction

Architectural Drafting and Design, Carpentry, Construction Management and Inspection, Electrical, HVAC and Sheet Metal, Masonry, Plumbing and Pipefitting.

- Architectural Drafting
- Building Maintenance
- Cabinetmaking
- Carpentry
- Electrical Construction Wiring
- Heat, Ventilation, Air Cond, Refrig (HVACR)
- Masonry
- Plumbing
- Sheet Metal
- TeamWorks
- Auto CAD Civil Design – TX ONLY
- Construction Tool ID – TX ONLY
- Construction Materials ID – TX ONLY
- Mechanical Drafting – TX ONLY
- Job Exhibits – TX ONLY

Arts, A/V Technology and Communications

Graphic Design and Interactive Media, Digital Communications, Printing and Imaging

- 3-D Visualization and Animation
- Advertising Design
- Audio Production
- CP Showcase: Arts and Communication
- Digital Cinema Production
- Graphic Communications
- Graphic Imaging Sublimation
- Interactive Application and Video Game Dev
- Photography
- Screen Printing Technology
- Telecommunications Cabling
- Video Production
- Video News Production
- Web Design and Development
- Audio Visual Quiz Bowl – TX ONLY
- Desktop Publishing – TX ONLY
- Job Exhibits – TX ONLY

Business, Marketing and Finance

Accounting and Financial Services, Business Management, Entrepreneurship, Marketing and Sales, Real Estate, Retail Management

- CP Showcase: Business Mgmt and Tech
- CP Showcase: Finance Services
- CP Showcase: Marketing, Sales, and Services
- Customer Service
- Promotional Bulletin Board
- Entrepreneurship
- Job Exhibits – TX ONLY

Education and Training

Early Learning, Teaching and Training

- CP Showcase: Education and Training Services
- Early Childhood Education
- Job Exhibits – TX ONLY

Energy

Oil and Gas Exploration and Production, Refining and Chemical Processes, Renewable Energy

- CP Showcase: Industrial & Engineering Tech
- Job Exhibits – TX ONLY

Health Science

Exercise Science, Wellness and Restoration, Health Informatics, Diagnostic and Therapeutic Services, Nursing Science, Biomedical Science

- Basic Health Care Skills
- CP Showcase: Health Science
- Dental Assisting
- First Aid/CPR
- Health Knowledge Bowl
- Health Occupations Professional Portfolio
- Medical Assisting
- Medical Math
- Medical Terminology
- Nurse Assisting
- Practical Nursing
- Job Exhibits – TX ONLY

Hospitality and Tourism

Culinary Arts, Lodging and Resort Management, Travel, Tourism and Attractions

- Baking and Pastry Arts
- CP Showcase: Hospitality and Tourism
- Culinary Arts
- Restaurant Service
- Culinary Arts Quiz Bowl – TX ONLY
- Wedding Cake Design– TX ONLY
- Job Exhibits – TX ONLY

Human Services

Family and Community Services, Health and Wellness, Cosmetology and Personal Care

- Barbering
- CP Showcase: Human Services
- Cosmetology
- Esthetics
- Nail Care
- Cosmetology 3D Freehand Nail Art – TX ONLY
- Cosmetology Quiz Bowl – TX ONLY
- Nail Art – TX ONLY
- Natural Hair Weaving – TX ONLY
- Job Exhibits – TX ONLY

Information Technology

Information Technology Support and Services, Networking Systems, Web Development, Cyber Security, Programming and Software Development

- CP Showcase: Information Technology
- Computer Programming
- Cyber Security
- Information Technology Services
- Internet of Things Smart Home
- Internetworking
- Technical Computer Applications
- ESports– TX ONLY
- IT Quiz Bowl – TX ONLY
- Job Exhibits – TX ONLY

Law and Public Service

Fire Science, Government and Public Administration, Law Enforcement, Legal Studies

- CP Showcase: Law, Public Safety and Security
- Crime Scene Investigation
- Criminal Justice
- Emergency Medical Technician
- Firefighting
- Building/Tactical Search-TX ONLY
- CERT-TX ONLY
- Criminal Justice Quiz Bowl – TX ONLY
- Felony Traffic Stop – TX ONLY
- Forensic Science Team – TX ONLY
- Police Application – TX ONLY
- Job Exhibits – TX ONLY
- CP Showcase: Government and Public Admin

Leadership

Eligibility is not tied to a specific Career Technology Education Career Cluster. Leadership competitions are established for SkillsUSA members to demonstrate related SkillsUSA Framework skills through a competitive process.

- Action Skills
- American Spirit
- Career Pathways
- Chapter Business Procedure
- Chapter Display
- Community Action Project
- Community Service
- Employment Application Process
- Entrepreneurship
- Extemporaneous Speaking
- Job Interview
- Job Skill Demonstration A
- Job Skill Demonstration Open
- Occupational Health & Safety (Single/Multiple)
- Opening and Closing Ceremonies
- Outstanding Chapter
- Prepared Speech
- Pin Design
- Prepared Speech
- Promotional Bulletin Board
- Quiz Bowl
- T Shirt Design
- Career Promotion Demo-TX ONLY
- Emblem Ceremony – TX ONLY
- Outstanding SkillsUSA Member – TX ONLY
- SkillsUSA Memorial Scholarship – TX ONLY
- Job Exhibits – TX ONLY

Manufacturing

Robotics and Automation Technology, Manufacturing Technology, Welding, Industrial Maintenance, Electronics Technology, Advanced Manufacturing and Industrial Technology

- Additive Manufacturing
- Automated Manufacturing Technology
- CP Showcase: Industrial & Engineering Techn
- CNC 2-Axis Turning Programmer
- CNC 3-Axis Milling Programmer
- CNC 5 Axis Milling Programmer
- CNC Programmer
- Industrial Motor Control
- Mechatronics
- Robotics and Automation Technology
- Precision Machining – TX ONLY
- Technical Drafting
- Electronics Technology
- Welding Applications – TX ONLY
- Welding Fabrication
- Welding
- Welding One – TX ONLY
- Welding Sculpture
- Job Exhibits – TX ONLY

Engineering

Engineering Foundations, Mechanical and Aerospace Engineering, Electrical Engineering, Civil Engineering, Geospatial Engineering and Land Surveying, Drone

- CP Showcase: Industrial & Engineering Tech
- Commercial sUAS Drone
- Engineering Technology Design
- Mobile Electronics Installation
- Mobile Robotics Technology
- Principles of Engineering Technology
- Related Technical Math
- Robotics: Urban Search and Rescue
- Team Engineering Challenge
- Applied Engineering - TX ONLY
- Land Survey – TX ONLY
- Job Exhibits – TX ONLY

Transportation Distribution and Logistics

Automotive and Collision Repair, Aviation Maintenance, Diesel and Heavy Equipment Maintenance and Commercial Driving, Distribution, Logistics and Warehousing, Aviation (pilots), Maritime

- Automotive Maintenance and Light Repair
- Automotive Refinishing Technology
- Automotive Service Technology
- Aviation Maintenance Technology
- Collision Damage Appraisal
- Collision Repair Technology
- Diesel Equipment Technology
- Marine Service Technology
- Motorcycle Service Technology
- Power Equipment Technology
- Automotive Quiz Bowl-TX ONLY
- Automotive Tool ID – TX ONLY
- Job Exhibits – TX ONLY

TECHNICAL INFORMATION CONTESTS-LIST PENDING REVIEW

PURPOSE

To determine the amount of related technical information each student has acquired specific to related study in their Career and Technical Program.

ELIGIBILITY **Technical information tests are conducted at the state level only.**

Technical Information tests will be given in trade areas related to courses where SkillsUSA student members are enrolled throughout the state, and provided there are at least three (3) eligible contestants reported to the state office by the SkillsUSA District Directors. **Students may take only ONE Technical Information Test from EACH category at the state level if they qualify under the standards provided below. No more than 2 tests per student.**

Eligibility: There are two categories of tests for contestants to participate in the Technical Information contest at the state meeting. (Refer to technical information contest list in this publication)

Category I - Limited to only 2nd and 3rd place contest winners in the Skilled and Technical Science Competitions as well as some demonstration competitions determined from each district level meeting in categories that are offered or as otherwise designated on the technical information contest list in this publication. Should the 1st and 2nd place contestant compete in the skills competition then 3rd and 4th place may take the Technical Information Tests. No substitutions will be made for technical information testing.

Category II - Open to SkillsUSA members in Career and Technical education programs approved for membership by Texas Education Agency and paid a registration fee to the district level contest event. Students must be enrolled in a course related to the technical information test, or have an individual training plan in related technical information test. No substitutions will be made for technical information testing.

CLOTHING REQUIREMENT

1. Official Dress as described in the SkillsUSA Leadership Handbook OR
2. White polo with black slacks or black skirt OR
3. Official SkillsUSA Texas State Conference T-shirt with black slacks, black skirt, or nice jeans. (No shorts, tattered jeans or anything that would be considered unacceptable in an office environment.) OR
4. SkillsUSA Texas district polo or t-shirt with black slacks or black skirt or with nice jeans or casual pants. (no shorts, tattered jeans or anything that would be considered unacceptable in an office environment.)

OBSERVER RULES

Since the Technical Information Tests are given as a written test in a classroom situation or on the computer as an individual test, there will be no observers present during the test.

PROCEDURE

1. Students are allowed to take one Technical Information Test per category.
2. Contestants must report to the designated room at the scheduled time, per conference schedule.
3. A computerized test will be given to each contestant.
4. There will be a two-hour limit for taking the test.
5. Questions will be asked pertaining to the trade area where the contestant has been registered and professional development questions.

AWARDS

100 – 90 = Gold Medal

89 – 80 = Silver Medal

79 – to Cut Score = Bronze Medal

In any testing area where no student receives a score above the cut score no medal will be awarded.

This list is constantly being re-evaluated. When a Career Essentials Assessment test is made available, it will be substituted for any association or other test. Blueprints for assessments that are made available from the Career Essentials Assessment may be viewed at their web site – www.workforcereadysystem.org. All tests will be completed electronically at the conference.

<i>Trade Association generated test bank.</i>	<i>End of year type test to be updated by each trade association</i>
<i>Test is SkillsUSA Assessment Industry Driven</i>	<i>Certificate available for tests with a passing grade. http://www.careeressentials.org/assessments/assessment-areas</i>

	CODE	Technical Information Name	Category	Type of Test
1.	TI3D	3D Visualization & Animation	Category I	Career Essentials Assessment, Auto Desk Materials allowed
2.	TIAD	Advertising Design	Category I	
3.	TIARD	Architectural Drafting	Category I	Career Essentials Assessment
4.	TIRP	Audio-Radio Production	Category I	Career Essentials Assessment
5.	TIAAC	Auto Air Conditioning	Category II	A-7 Delmar Study Guide 5th Edition
6.	TIAAT	Auto Automatic Transmission	Category II	A-2 Delmar Study Guide 5th Edition
7.	TIAB	Auto Brakes	Category II	A-5 Delmar Study Guide 5th Edition
8.	TICAD	Auto CAD Civil Design	Category I	
9.	TIAE	Auto Electricity & Electronics	Category II	A-6 Delmar Study Guide 5th Edition
10.	TIAER	Auto Engine Repair	Category II	A-1 Delmar Study Guide 5th Edition
11.	TIAMA	Auto Engine Performance	Category II	A-8 Delmar Study Guide 5th Edition
12.	TITRANS	Auto Manuel Drive Trains & Axels	Category II	A-3 Delmar Study Guide 5th Edition
13.	TIAPC	Auto Parts Specialists	Category II	P-2 Delmar Study Guide 5th Edition
14.	TIAS	Auto Suspension and Steering	Category II	A-4 Delmar Study Guide 5th Edition
15.	TIAMT	Automated Manufacturing	Category I	Career Essentials Assessment, calculator allowed
16.	TIMLR	Automotive Maintenance & Light Repair	Category I	Classmarker
17.	TIART	Automotive Refinishing Technology	Category I	
18.	TIAST	Automotive Service Technology	Category I	A1 – A7 Delmar Study Guides
19.	TIBAR	Barbering	Category I	Salon Fundamentals, Pivot Point current version, Milady standard 2016
20.	TIBHC	Basic Health Care	Category I	
21.	TITVN	Broadcast News Production	Category I	Association
22.	TIBS	Building Search	Category I	TCOLE
23.	TICERT	C.E.R.T	Category I	
24.	TICAB	Cabinetmaking	Category I	Career Essentials Assessment, non-programmable calculator allowe
25.	TICAR	Carpentry	Category I	Career Essentials Assessment, non-programmable calculator allowe
26.	TICNC	CNC Milling & Turning Technology	Category I	Career Essentials Assessment, machinist calculator allowed
27.	TICDA	Collision Damage Appraisal	Category I	I-Car – ASE-AYES
28.	TICR	Collision Repair Technician	Category I	I-Car – ASE-AYES
29.	TICB	Commercial Baking	Category I	Career Essentials Assessment, non-programmable calculator allowe
30.	TICP	Computer Programming	Category I	
31.	TICT	Computer Technology – Theory	Category II	Association
32.	TICOS	Cosmetology	Category I	Salon Fundamentals, Pivot Point current version, Milady standard 2016
33.	TI3DNAIL	Cosmetology 3D Freehand, Nail Art	Category I	Salon Fundamentals, Pivot Point current version, Milady 2016
34.	TICOST	Cosmetology Theory	Category II	Salon Fundamentals, Pivot Point current version, Milady standard 2016
35.	TICSI	Crime Scene Investigation	Category I	Career Essentials Assessment
36.	TICJ	Criminal Justice	Category I	Career Essentials Assessment
37.	TICJT	Criminal Justice – Theory	Category II	TCOLE
38.	TICA	Culinary Arts	Category I	Career Essentials Assessment, non-programmable calculator allowe
39.	TICS	Customer Service	Category I	Career Essentials Assessment
40.	TICYS	Cyber Security	Category I	
41.	TDP	Desktop Publishing	Category I	
42.	TIDE	Diesel Equipment Mechanics	Category I	To Be Determined
43.	TIRW	Electrical Construction Wiring	Category I	Career Essentials Assessment, 2008 or newer national code boo allowed
44.	TIET	Electronics Technology	Category I	Career Essentials Assessment, non-programmable calculator allowe

45.	TICR	Career Ready Technical Test	Category II	Classmarker
46.	TIENG	Engineering Technology	Category I	Career Essentials Assessment
47.	TIFAC	Esthetics	Category I	Salon Fundamentals, Pivot Point current version, Milady standard 2016
48.	TIFTS	Felony Traffic Stop	Category I	TCOLE
49.	TICPR	First Aide CPR	Category I	
50.	TIFS	Forensic Science Test	Category I	Saperstein Forensic Science 3 rd Edition
51.	TIGC	Graphic Communications	Category I	Career Essentials Assessment (PrintED co-brand) replaces Ad Design
52.	TIHVAC	HVAC	Category I	
53.	TIIMC	Industrial Motor Control	Category I	Association
54.	TIWORK	Internetworking	Category I	Career Essentials Assessment
55.	TIITS	Information Technology Services	Category I	Career Essentials Assessment
56.	TISUR	Land Surveying	Category I	Association - TSPS
57.	TIMT	Marine Service Technology	Category I	Career Essentials Assessment
58.	TIMAS	Masonry	Category I	Career Essentials Assessment
59.	TIMECH	Mechatronics	Category I	Career Essentials Assessment, calculator allowed
60.	TIMA	Medical Assisting	Category I	Career Essentials Assessment
61.	TIMRT	Mobile Robotics Technology		
62.	TIMS	Motorcycle Service Technology	Category I	Career Essentials Assessment
63.	TINART	Nail Art	Category I	Salon Fundamentals, Pivot Point current version, Milady standard 2016
64.	TINC	Nail Care	Category I	Career Essentials Assessment
65.	TINA	Nurse Assisting	Category I	Career Essentials Assessment
66.	TP	Painter	Category II	NCCER
67.	TIP	Photography	Category I	Career Essentials Assessment
68.	TIPLB	Plumbing	Category I	Career Essentials Assessment
69.	TIPET	Power Equipment Technology	Category I	Career Essentials Assessment
70.	TIPRN	Practical Nursing	Category I	
71.	TIPCM	Precision Machining	Category I	Career Essentials Assessment
72.	TIRS	Restaurant Services	Category I	TBD
73.	TIMAR	Residential Commercial Appliance	Category I	
74.	TIUSR	Robotics – Urban Search and Rescue	Category I	
75.	TIR	Robotics and Automation	Category I	Career Essentials Assessment
76.	TISP	Screen Printing Technology	Category I	Career Essentials Assessment (PrintED co-brand)
77.	TITW	Team Works	Category I	Each student may register for 1 test in their area of expertise, Plumbing, Carpentry, Electrical, Masonry etc. NOT A GROUP TEST
78.	TITCA	Technical Computer Applications	Category I	Association
79.	TITD	Technical Drafting	Category I	Career Essentials Assessment, machinist handbook allowed
80.	TICAM	Television Camera Operator	Category II	Cyber College
81.	TITV	Television Video Production	Category I	Career Essentials Assessment
82.	TIWPD	Web Page Design	Category I	Association
83.	TIW	Welding	Category I	Career Essentials Assessment, non-programmable calculator allowed
84.	TIWELDI	Welding 1	Category I	Career Essentials Assessment, non-programmable calculator allowed
85.	TIWAP	Welding Applications (welding test)	Category I	Career Essentials Assessment, non-programmable calculator allowed
86.	TIWFAB	Welding Fabrication (welding test)	Category I	Career Essentials Assessment, non-programmable calculator allowed

EMPLOYMENT PORTFOLIO NOTEBOOK CONTEST, TX ONLY

Purpose: to evaluate contestants understanding of written employment procedures they will face when applying for positions in the occupational areas for which they are training. Notebooks can be found under job exhibits in registration. Open to active SkillsUSA student members. Middle and High School eligible.

Event Preparation

The following requirements must be included in the Employment Portfolios:

1. 3 ring, "one" inch notebook in red, black, or white is required. SkillsUSA notebooks are acceptable, no decorations.
2. Table of Contents is the first page of the notebook. It identifies all the documents as dictated by the syllabus and have been included in the notebook.
3. Description of current job, work, and or student activities being performed presently or in the past by the student should be included in the resume.
4. A job description is the advertisement/internet job posting or other documentation which describes the position, and the necessary skills required by the employer. This is critical for judges determining if the job seeker possesses the skill sets as required by the employer.
5. Key words in the student's resume, letter of application, letters of recommendation, and thank you letter should be consistent with the key words, phrases, and or elements discussed or requested in the job description. This is a critical requirement as many companies making hiring decisions use key word search of job seeker responses, to reduce the about of time spent reading every line.
6. Each document submitted in the project notebook must demonstrate continuity of thought and work with other written documents contained in the notebook. The job seeker is advised to use the same stationary for all typed written letters and documents.
7. Students may use or quote other sources to support their leadership essay. Students using a source must give credit and acknowledge the source. If a student uses a source without credit a score of "0" will be given.

Contest Guidelines

1. **Binder:** - Black, red, or white 3 ring, "one" inch binder. SkillsUSA notebooks are also acceptable. No decorations.
2. **Title Page:** Includes Student's Name, Occupation, School Name, Chapter Number and Graduation Year
3. **Table of Contents:** Is the first page of the notebook. It identifies all the documents as dictated by the syllabus and included in the notebook.
4. **Resume:** The job seeker should convey their qualifications, work and or classroom experiences for the desired job by highlighting strengths, accomplishments, and responsibilities that demonstrate their ability to perform. The resume is to contain a clearly stated job objective which supports or applies to the job sought. It should speak to the job as described in the **Job Description** (see below) as required by the syllabus. The resume should be pleasing to the eye as to capture the interviewer's interest with its layout and easy readability. The resume may contain the following – job objective, educational background, work experiences/skills, special experiences, activities, honors, and references. Careful attention to content is expected.
5. **Request Letters of Recommendation** – Letters ask specifically for a recommendation "letter" to be completed by a specified date. For consistency, the recommendation providers should be the same as those indicated in the job seeker's resume. These letters are formal requests and contain an address line, (contact information of the job seeker), date, greeting, and opening, reason for the letter, body, closing, salutation, and signature. The request should ask the provider to speak to the job seeker's performance, specific skills sets, and or accomplishments and be consistent with the job seeker's resume. Careful attention to content & detail is expected.
6. **Letter requesting a letter of Recommendation (max of three):** These are formal letters. It is recommended that these letters contain an address line, (contact information of the respondent), date, greeting, and opening with a reason for the letter, body (name job seeker who is the subject of the recommendation letter), closing, salutation and signature. It is recommended that the letter of recommendation address the employer specifically. For letters of recommendation to be effective, they should address the employer by name and title instead of "To whom it may concern". The body of the letter should state the relationship of the respondent to the job seeker. Letters will be judged on neatness, readability, content, and consistency in complying with specifics asked for in "Request Letters of Recommendation" above. Letters of recommendation must come from individuals who actually know the job applicant. Judges want letters from those who were requested to write a letter or where given as a reference on the applicant's resume and supports continuity with the other syllabus documents. Letters of recommendation should speak to the job seeker's skills, accomplishments, and responsibilities and be consistent with the job seeker's resume. The letter of recommendation should add value to the job seeker's portfolio, not detract from it. Letters of acceptance from a college are commendable, may be included, but cannot be considered as one of the three required letters. Why...because a college/university does not know the job seeker personally and cannot make recommendation in employment situations. Use of college acceptance letter for the required letter of recommendation is cause for point deduction. Care should be taken when deciding which letter of recommendation, a student uses in their portfolio. Although the student does not

produce the letter, it is advisable to use only those letters which exemplifies professionalism and leadership. No matter how readable, neat and well formatted a letter may be a poorly written letter should never be used in the portfolio for competition or in the real world. The objective of this contest is to prepare job seeker/students for the expectations of hiring decision makers in this new millennium. We recognize that the student cannot control what is written by someone else. However, the bottom line is if a recommendation letter is not carefully written, it can cause the job seeker/student un-recoverable harm in their job seeking process and should not be used. Total points may not be received for poorly written letters that are used in the portfolio.

7. **High School Transcript:** An "official high school transcript" is required. It contains specifics as to honor and general courses taken by the job seeker, final grades and test scores achieved, the embossed high school seal, recommend or distinguished diploma track, and TAKS achievement ratings, SAT or ACT scores are also indicated. Other pertinent information is usually included on the back of transcripts. Example – student's health or shot record.
8. **Leadership Essay:** The job seeker speaks to the elements of leadership and its impact on themselves and others. The essay is a composition devised by the student and is relevant to the job seeker/student as they prepare for the writing requirements of the job and writing portions of college entrance exams such as THEA, SAT, ACT or Accuplacer. Careful attention to content is expected. Student must give source credit for any reference material or quotes used. If a student uses a source in their essay and does not give credit, score of "0" will be given.
9. **Job Description:** This is a description of the job that the applicant seeks. It can be the ad from the newspaper or Internet, retyped of course for presentation in the portfolio. This should not be the description of the job the job seeker currently holds. The student should provide their current job information in their resume. The job description is the document used by judges to determine if the job seeker's resume and other support materials/documents included in the portfolio qualifies, meets the requirements and expectations of the interviewer/employer. Consistency and continuity with other documents in the job seeker's portfolio is expected.
10. **Letter of Application:** This is commonly referred to as a "cover letter" for the job seeker's resume. This is a formal document in the job seeker's arsenal to explain their reason for contacting the company or individual, expresses interest, and maintains consistency with the job seeker's resume. The letter refers to the ad and the position sought or the insider source providing the information about the job opening. The cover letter may highlight an important aspect of the applicant's background, include information that does not necessarily appear in the resume, ask specifically for the opportunity to interview, and ask for a timely response. The letter should be typed and use the same stationary as the resume. It should contain an address line, date, subject line, greeting, and opening, with a reason for the letter, body, closing, salutation, and signature. Careful attention to detail and content is expected.
11. **Thank You Letter (follow-up letter):** This is a formal letter and expresses the job seeker's appreciation and interest in the position and addresses the interviewer/employer by name. It contains an address line, date, subject line, greeting, and opening, a reason for the letter, body, closing, salutation, and signature. It must contain the interviewer's/employer's name and applicant's signature. The job seeker has a small amount of space to get the interviewer's attention. This is where the job seeker uses what was learned in the interview and makes use of it to write, "sales copy" highlighting qualifications, assets, accomplishments, and or convincingly describes how they can benefit the employer. All those words said during the interview are dwindling down to one or two remarks; the job seeker's image is fading fast and is competing with others for the position. Content should be created carefully. This is the one letter in the portfolio that can be submitted in the contestant's own handwriting. This is because in the real world, the handwritten thank you letter with envelop stands out above the pile of mail or e-mail that decision makers receive daily.
12. **Letter of Acceptance from job seeker:** This letter demonstrates the job seeker's confidence in their decision to accept the job opportunity as offered by the interviewer/employer. This is where the job seeker may say they are anticipating an opportunity to contribute. This is a formal letter and should contain an address line, date, subject line, greeting, and opening, reason for the letter, body, closing, salutation, and signature with careful attention to content. It must contain the interviewer's name and job seeker's signature. Careful attention to content is expected.
13. **Letter of Regret from job seeker:** This letter demonstrates the job seeker's confidence in their decision "not" to accept the job as offered by the interviewer/employer. This is where the applicant says in writing that they have made another decision and why. Their reason should be short, use action words, be specific, and maintains continuity with the other documents contained in the portfolio. This is a formal letter and should contain an address line, date, subject line, greeting, and opening, reason for the letter, body, closing, salutation, and signature. It must contain the interviewer/employer's name and job seeker's signature. Careful attention to content is expected.
14. **Certificates, Awards, newspaper articles of job seeker:** These are considered icing on the cake and should support the job seeker's accomplishments, responsibilities, skills set, and goals achieved and be consistent with resume and other elements of the portfolio. Certificates may be placed in sheet protectors.

EMPLOYMENT PORTFOLIO NOTEBOOK RATING SHEET

DISTRICT LEVEL JUDGING CRITERIA	Points	Awarded
Binder – Black, overall appearance	15	
Title Page includes all elements (total of 5 points)	5	
Resume (Include three references on second page)	50	
Letter Requesting Letters of Recommendations	20	
Letter of Recommendation (3 required, 10 points ea)	30	
High School Transcript	10	
SkillsUSA Leadership Essay	10	
Job Description	10	
Letter of Application	10	
Thank You Letter (follow-up letter)	10	
Letter of Acceptance	10	
Letter of Regret	10	
Certificates, Awards since the 9 th grade	10	
TOTAL POINTS AWARDED AT DISTRICT	200	
STATE LEVEL JUDGING CRITERIA	Points	Awarded
Neatness and readability - frankness, consistency, accuracy, initiative, ingenuity on the part of the job seeker.	20	
Quality of written documents -correct and appropriate use of grammar, vocabulary, spelling, punctuation, sentence structure, document format and appearance.	40	
Ability to express self in written form, convince and impress a new employer with regards to the standards of the occupation/job being sought – careful attention to detail, content, persuasiveness, and job seeker confidence.	40	
Job seeker qualifications, education and occupational experiences, discretion, and tactfulness. Document demonstrates consistency and continuity with other documents in the portfolio.	40	
Quality, effort, and originality. Portfolio documents and elements indicate considerable study, research, and effort expended in its development, construction, design, or arrangement.	10	
Oral Defense: student interview with judge, answer questions about execution & process	50	
TOTAL SCORE STATE (200 District and 200 State Total)	400	

* If a notebook is rated less than qualified for state or superior, then judges should explain why below:

Score	DISTRICT
180 - 200	Qualified for State
160-179	Excellent
140-159	Good
Below 140	N/A

Score	STATE
360 - 400	Superior
320 – 359	Excellent
280 – 319	Very Good
0 - 279	N/A

District Registration Sticker Should Be Placed Here

29 | Page

State Registration Sticker Should Be Placed Here

8/30/2024 12:04:56 PM updated

INDIVIDUAL STUDENT NOTEBOOK CONTEST, TX ONLY

PURPOSE

The Notebook Contest is designed to encourage students to keep a notebook containing items of technical information related to the trade they are learning. Notebooks will be complete with questions answered by the students in their own handwriting. This contest is open to individual Middle School and High School students.

NOTE TO ADVISORS

1. Each chapter advisor is encouraged to screen each member's notebook so that member notebooks submitted contains **outstanding** examples of written material related to their Career and Technical Education. These notebooks can be found under job exhibits for registration.
2. This is a notebook only, no project included contest. Notebooks at district are dropped with the other job exhibit notebooks. At state there will be an area for these notebooks to be placed for judging. Be sure the proper score sheet with the registration sticker applied is the first page of the notebook. One for district and one for state, this is not the same scoresheet as the notebook score sheet for job exhibits that have projects as well.

OBSERVER RULE

Notebooks shall be judged in the exhibit hall. Observers will not be allowed in the exhibit hall while notebooks are being judged. After the notebooks are judged, they will be on display for viewing.

RULES

1. Notebooks to be bound in 2 or 3 ring notebook covers. (Plain covers or official notebooks only)
2. Lined loose-leaf notebook paper must be used for all written work and unlined paper or graph paper for drawings. (Plastic fillers may be used for preserving drawings only.)
3. Notebooks must contain the following in this order:
 - a. Individual Note Book Grade Sheet
 - b. Cover Sheet
 - i. Student's name
 - ii. Name of occupational program
 - iii. Chapter number
 - c. Table of contents
 - i. Title of related assignments
 - ii. Page number of assignments in notebook
 - d. Preface or Introduction Body
 - e. Bibliography-Sources of all material used in notebook.
 - f. Student Resume
4. All pages in notebook must be numbered and correspond with numbers in the table of contents.
5. Grades and error marking of teachers must appear on written assignments. (Teachers should carefully check each page of the notebook.)
6. All written assignments are to be written in student's handwriting as prepared in class. If assignment done online a printed version may be submitted.
7. Notebooks rated "State Qualified" at District may advance to State meeting.

INDIVIDUAL MEMBER NOTEBOOK RATING SHEET

DISTRICT LEVEL JUDGING CRITERIA	Points	Awarded
The notebook shows originality and initiative on the part of the student	30	
The notebook contains appropriate content per standard	50	
Notebook bound in Plain Cover or Official notebook.	20	
Cover sheet-name of student's name, occupation, chapter number.	10	
Table of Contents: title of study assignment and page numbers	10	
Preface or Introduction	10	
Sources of pictures and cutout periodicals used in notebook.	10	
Bibliography	10	
All pages must be numbered and correspond to table of contents	10	
Grades, error marking or notes from the teacher must appear on assignments.	20	
Student Resume	20	
TOTAL POINTS AWARDED AT DISTRICT	200	
STATE LEVEL JUDGING CRITERIA	Points	Awarded
Does the notebook accurately meet the specifications or description submitted and does it have adequate evidence of the work performed?	30	
Does the notebook meet the standards of the program for quality, finish, neatness, pleasing in appearance?	30	
Does the notebook indicate that considerable study and effort that was expended in the assignments and teacher feedback?	30	
Is the work documented typical of one found currently in the program student noted on cover sheet?	30	
Does the notebook display the level of professionalism which should be expected of the student(s) involved?	20	
Does the notebook show originality and initiative on the part of the student	10	
Oral Defense: student interview with judge, answer questions about execution & process	50	
TOTAL SCORE STATE (200 District and 200 State Total)	400	

* If a notebook is rated less than qualified for state or superior, then judges should explain why below:

Score	DISTRICT
180 - 200	Qualified for State
160-179	Excellent
140-159	Good
Below 140	N/A

Score	STATE
360 - 400	Superior
320 – 359	Excellent
280 – 319	Very Good
0 - 279	N/A

District Registration Sticker Should Be Placed Here

State Registration Sticker Should Be Placed Here

BEST OF SHOW JOB EXHIBITS-STATE ONLY

Job Exhibit Best of Show Guidelines

PURPOSE

- Best of Show is only awarded at the State level. Job exhibits and contestants must be present, at the state conference to be considered for Best of Show awards.
- Job exhibits with superior ratings from the state conference are considered for Best of Show.
- Best of Show Divisions may include an individual and/or group job exhibit indicated in the categories below. (Individual and group categories awarded at the judge's discretion)
- No Best of Show Awards for Member Notebooks, Employment Portfolios or Photo Panels.

JUDGING CRITERIA

1. Objective of the exhibit.
2. Amount of time needed to achieve the objective.
3. Complexity of the exhibit.
4. Uniqueness of the exhibit
5. Craftsmanship demonstrated.
6. Documentation in the exhibit notebook.
7. Oral interview, defense of work

Best of show or overall best of show awards may not be given in all categories if judges determine none of the submissions meets the criteria.

Overall Best of Show Awards

One (1) Overall Best of Show will be chosen from each of the CTE Program of Study categories eligible to participate in SkillsUSA Texas. Job Exhibits must be present at the state conference to be considered for an Overall Best of Show award. The winner will be announced at the closing awards ceremony.

All Best of Show and Overall Best of Show Committee decisions are final. There will be no appeal or grievance allowed. Written suggestions should be given to the Teacher Advisory Committee.

Best of Show Categories:

- AV Technology & Communications
- Agriculture, Food & Natural Resources
- Architecture and Construction
- Education & Training
- Health Science
- Hospitality and Tourism
- Human Services
- Information Technology
- Law, Public Safety, Corrections & Security
- Manufacturing
- Marketing
- STEM
- Transportation Distribution & Logistics

Every Job Exhibit (excluding Member Notebooks, Employment Portfolios and Photo Panels) falls under one of the categories listed above. One winner from each category will be eligible to win the overall Best of Show award.

JOB EXHIBIT LIST

Job Exhibit Name	Categories	Grading Sheet	Best of Show Category
2D/3D Animation Short Film	Ind, Mult, Chap	Specific	Arts, A/V Tech & Comm
3D Animation	Ind, Mult, Chap	Specific	Arts, A/V Tech & Comm
Advertising Design Campaign	Ind, Mult	Specific	Marketing
Advertising Design	Ind	Specific	Marketing
Audio Production	Ind, Mult	Specific	Arts, A/V Tech & Comm
Auto Collision Repair Custom	Ind, Mult, Chap	Specific	Transp, Dist & Logistics
Auto Collision Repair Tech	Ind, Mult, Chap	Specific	Transp, Dist & Logistics
Auto Diesel Components	Ind, Mult, Chap	Specific	Transp, Dist & Logistics
Auto Electrical Components	Ind, Mult, Chap	Specific	Transp, Dist & Logistics
Auto Motorcycle	Ind, Mult, Chap	Specific	Transp, Dist & Logistics
Auto Outdoor Power Equipment	Ind, Mult, Chap	Specific	Transp, Dist & Logistics
Auto Service Technology	Ind, Mult, Chap	Specific	Transp, Dist & Logistics
Auto Single Engine	Ind, Mult, Chap	Specific	Transp, Dist & Logistics
Aviation Maintenance Technology	Ind, Mult, Chap	Generic	Transp, Dist & Logistics
Cabinetmaking and Millwork	Ind, Mult, Chap	Specific	Arch & Construction
Carpentry Project	Ind, Mult, Chap	Specific	Arch & Construction
CJ Crime Scene Model	Ind, Mult	Specific	Law, PS, Corr & Sec
CJ Display Panel	Ind, Mult	Specific	Law, PS, Corr & Sec
Commercial Baking	Ind	Specific	Human Services
Commercial Baking 1-2 Tier	Ind	Specific	Hospitality & Tourism
Commercial Baking 3-5 Tier	Ind, Mult	Specific	Hospitality & Tourism
Commercial Baking Showpiece	Ind, Mult	Specific	Hospitality & Tourism
Computer Maintenance Technology	Ind, Mult	Specific	Information Technology
Cosmo 3D Nail Art	Ind	Specific	Human Services
Cosmo Braiding	Ind	Specific	Human Services
Cosmo Day or Evening	Ind	Specific	Human Services
Cosmo Fantasy	Ind	Specific	Human Services
Cosmo Flat Nail Art	Ind	Specific	Human Services
Cosmo Men's Classic	Ind	Specific	Human Services
Cosmo Men's Cutting Edge	Ind	Specific	Human Services
Cosmo Salon	Ind, Mult	Specific	Human Services
Cosmo Women's Cutting Edge	Ind	Specific	Human Services
Criminal Justice Crime Scene Model	Ind, Mult	Specific	Law, PS, Corr & Sec
Culinary Restaurant Model	Ind, Mult	Specific	Human Services
Digital Illustration	Ind	Specific	Arts, A/V Tech & Comm
Digital Image Manipulation	Ind	Specific	Arts, A/V Tech & Comm
Drafting Architectural Modeling	Ind, Mult, Chap	Specific	Architect & Construction
Drafting CAD Architectural Project	Ind, Mult	Specific	Architect & Construction
Drafting CAD Technical	Ind, Mult	Specific	Architect & Construction
Drafting Civil Engineering	Ind	Specific	Architect & Construction
Drafting Technical Illustration	Ind, Mult	Specific	Architect & Construction
Electrical Trades	Ind, Mult, Chap	Specific	Architect & Construction
Electronic Design	Ind, Mult	Specific	STEM

Job Exhibit Name	Categories	Grading Sheet	Best of Show Category
Electronic Kit Project	Ind, Mult	Specific	Architect & Construction
Employment Portfolio (MS and HS)	Ind	Specific	Education and Training
Engineering Related Design Exhibit	Ind, Mult, Chap	Specific	STEM
Fashion Design	Ind, Mult, Chap	Specific	Human Services
Graphic Communications Digital Exhibit	Ind, Mult	Specific	Arts, A/V Tech & Comm
Graphic Communications Offset Exhibit	Ind, Mult	Specific	Arts, A/V Tech & Comm
Health Sciences Display Panel	Ind, Mult	Specific	Education and Training
Heating, Ventilation, AC, Refrigeration	Ind, Mult, Chap	Generic	Architect & Construction
Individual Member Notebook (MS and HS)	Ind	Specific	Education and Training
Innovative Architecture & Construction	Ind, Mult, Chap	Innovative General	Architect & Construction
Innovative Arts A-V Tech & Communication	Ind, Mult, Chap	Innovative General	Arts, A/V Tech & Comm
Innovative Cosmetology	Ind, Mult, Chap	Innovative General	Human Services
Innovative Hospitality & Tourism	Ind, Mult, Chap	Innovative General	Hospitality & Tourism
Innovative Information Tech	Ind, Mult, Chap	Innovative General	Information Technology
Innovative Law Public Safety & Correction	Ind, Mult, Chap	Innovative General	Law, PS, Corr & Sec
Innovative Manufacturing	Ind, Mult, Chap	Innovative General	Manufacturing
Innovative STEM	Ind, Mult, Chap	Innovative General	STEM
Innovative Tran Distribution & Logistics	Ind, Mult, Chap	Innovative General	Transp, Dist & Logistics
Interior Design	Ind, Mult, Chap	Specific	Human Services
Internet of Things	Ind, Mult, Chap	Specific	Information Technology
Internetworking	Ind, Mult, Chap	Specific	Information Technology
JOB EXHIBIT OTHER MIDDLE SCHOOL	Ind, Mult, Chap	Generic	
Job Exhibit Other	Ind, Mult, Chap	Generic	
Landscape Horticulture	Ind, Mult	Specific	Architect & Construction
Photo Panel (MS and HS)	Ind	Specific	NA
Photo Commercial	Ind, Mult	Specific	Arts, A/V Tech & Comm
Photo General	Ind	Specific	Arts, A/V Tech & Comm
Photo Portrait	Ind	Specific	Arts, A/V Tech & Comm
Plumbing	Ind, Mult, Chap	Generic	Architect & Construction
Power Equip Technology	Ind, Mult, Chap	Specific	Transp, Dist & Logistics
Precision Mach Technology	Ind, Mult, Chap	Specific	Manufacturing
Real Estate	Ind	Specific	Marketing
TV Video Production	Ind, Mult	Specific	Arts, A/V Tech & Comm
Web Page Design	Ind	Specific	Marketing
Welding All Categories	Ind, Mult, Chap	Welding General	Manufacturing

JOB EXHIBIT GUIDELINES

NOTEBOOKS and PROJECTS

Job Exhibits are designed to allow students to document the real-world knowledge, procedures and job skills used in their programs. Trainers and live work are all part of the curriculum; therefore, this notebook and project is intended to allow students to demonstrate and document their ability to perform trade specific skills within their program.

The project notebook should demonstrate core academic abilities. The student should demonstrate the use of proper English, Math, and Science in the project. Academics should be a major emphasis in the notebook. The notebook is calculated as a 200-point value of each job exhibit total rating. This notebook is required for all job exhibits. The Notebook only is judged at the district level. The qualifying notebook and project are judged in person at state along with an oral defense.

GRADING SHEETS

The scoring for district notebook and state project are on the same sheet. The registration sticker for district and state should be placed on the grading sheet not the outside of the notebook. The grade sheet should be the first page of the notebook. The notebook portion will not be judged again at state.

If the notebook receives a blue ribbon at district the project advances to state.

If the job exhibits table states, the grade sheet is "specific", please to go that job exhibit page in this document and print the specific project rating sheet. You will need the district notebook grading sheet and the state specific grading sheet.

If the job exhibits table states, the grade sheet is "generic", please go the generic state project rating sheet and print that for the notebook. You will need the district notebook grading sheet and the state generic grading sheet.

RULES

1. All text is typed except for sketches if provided. The use of preprinted materials such as manuals or course textbook is allowed only as reference material of technical specifications or of procedures and **will not** replace the student narrative.
2. Job Exhibit Notebook for multiple and chapter entries:
 - a. One Notebook for the job exhibit, not one notebook per student
 - b. Must contain a resume for all members of the team
3. For all Job Exhibit Notebook, must contain the following in this order:
 - a. Job Exhibit Notebook Grade Sheet (district) with registration sticker attached
 - b. Job Exhibit Project Grade Sheet (state) with registration sticker attached
 - c. Cover Sheet:
 - i. Student's name (if Multiple or chapter include the other team members)
 - ii. School Name
 - iii. Chapter number
 - iv. Four pictures minimum, 2"x3", of **completed** project from Multiple angles, including close ups of any important details. (for 2 dimensional projects one image)
 - v. One image 4x6 of the student and the completed project. Must be a JPG or PNG of printing resolution.
 - d. Resume (If a group or Multiple project - each student must have resume.)
 - e. Preface or Introduction: Why chose this job exhibit category. Brief education recap for program studies. Any significance of purpose for the exhibit or value. Quality of writing - correct use of grammar, spelling, vocabulary, document format, project quality, effort, and originality are all factors that will be considered in notebook scoring.
 - f. Body of notebook – project description Student(s) narrative of task (if a group each student should have their own narrative).

- i. Detailed descriptions of work. Pre-planning/Brainstorming, Design/Construction, Testing/problems that changed plan, final result.
 - ii. Step by step list of tasks performed. Students should include detailed step-by-step description that contains charts and diagrams explaining work performed, specifications, tests, safety considerations, and results.
 - iii. Drawings, sketches, schematics, measurements, etc.
 - iv. List of parts, ingredients, products, etc.
 - v. Tool/Implementation/Equipment/Software List
 - vi. Material List (with receipts) or if donated list of items (acknowledge donator)
 - g. Student Work photos - a minimum of six photographs 2"x3" showing the student(s) involvement in each aspect or phase of the job completion. These photos should be time and date stamped, taken from multiple angles and proximity highlighting quality of work. Photos should depict critical steps and proper safety procedures. Student should be in all of the photos with the work (not just hands). If a team submission each team member should have at least one photo with the project.
 - h. Bibliography – Sources of all material, including electronic, used in notebook.
4. Notebook can be a 1" 3 ring binder with clear cover sleeve or Report cover w brads with clear cover.
5. Must register for district and state as either
- a. a contestant – student is coming to the conference with the notebook/project OR as
 - b. a participant only, student is not attending the conference but a school representative is bringing the notebook/project for judging. If the student is not attending the job exhibit will not be eligible for Best of Show awards at state.
6. Job Exhibit participation 2 per student: one exhibit and/or one individual notebook may be entered and a Multiple or Chapter job exhibit. The student may add only one Multiple **or** one-Chapter exhibit but not both. Exhibits may be produced as the following:
- a. Individual job exhibits one per student
 - b. Multiple Job Exhibit – 2 to 5 students.
 - c. Chapter Job Exhibit – 6 or more students up to # of members in a chapter.
7. The state project grading sheet includes an oral portion. Please be sure student is prepared.
- a. Student interview with judge, answer questions about execution and process, 50 points
 - b. Possible questions: Why did you use that specific technique, where did your creative process start, would do you anything differently if you tried again, what aspects of project did you need the most assistance executing.
8. Grievances may be reviewed by a specified deadline. Reasons that will be considered for grievances for job exhibit notebooks are as follows:
- a. Mathematical error
 - b. Job Exhibit not judged

JOB EXHIBITS GENERIC RATING SHEET

DISTRICT LEVEL JUDGING CRITERIA	Points	Awarded
Notebook contains: Cover sheet, Table of contents, Resume(s), Preface, Body, Tool list, Material list, Timeline photos, Bibliography, Completed documentation (5 points for ea)	50	
Notebook describes job, occupation, or skills accurately?	30	
Notebook meets project specifications/description submitted, evidence of work performed?	20	
Notebook photos meet standards of the occupation quality, finish, neatness, appearance?	20	
Notebooks shows project indicates study/effort expended in design, construction, assembly or arrangement?	10	
Narrative adequately explains steps taken in proper order, with documentation?	20	
Is the procedure documented typical of one found currently in the workplace?	5	
Photographs demonstrate the specific skill, proper safety precautions?	15	
Notebook displays level of professionalism expected of the student(s) involved?	15	
Notebook shows originality and initiative project, reflects work qualified to advance to state?	15	
TOTAL POINTS AWARDED AT DISTRICT	200	
STATE LEVEL JUDGING CRITERIA	Points	Awarded
Project meets the specifications/description submitted with evidence of work/effort?	20	
Project meets standards of the occupation for quality, finish, neatness, appearance?	20	
Project indicates considerable study/effort in design, construction, assembly, arrangement?	20	
Project reflects steps taken in the proper order, with specifications used?	20	
Project is typical of one found currently in the workplace?	10	
Photographs reflect the project being evaluated?	20	
Project displays level of professionalism expected of the student(s) involved?	20	
Project show originality and initiative on the part of the student?	20	
Oral Defense: student interview with judge, answer questions about execution & process	50	
TOTAL SCORE STATE (200 District and 200 State Total)	400	

* If an exhibit is rated less than qualified for state or superior, then judges should explain why below:

Score	DISTRICT
180 - 200	Qualified for State
160-179	Excellent
140-159	Good
Below 140	N/A

Score	STATE
360 - 400	Superior
320 – 359	Excellent
280 – 319	Very Good
0 - 279	N/A

District Registration Sticker Should Be Placed Here

State Registration Sticker Should Be Placed Here

2D / 3D ANIMATION SHORT FILM JOB EXHIBIT

THIS DOCUMENT SHOULD BE THE 2nd ITEM IN YOUR NOTEBOOK

Purpose

A 2D/3D Animation Short Film job exhibit is a short film that highlights student's creative and technical abilities in animation, including but not limited to digital, hand-drawn, stop motion, Claymation, cutout.

Specifications

- Entries must be started and completed during the current school year, beginning no earlier than August 1st.
- Entries can be by an individual, group (2-5), or chapter (6+)
- All content, including music, must be original OR royalty free. *
- Entry must be 3 minutes or less (not including pre-program).
- Each exhibit must include a notebook secured in a binder or folder.

Principles of Animation

The basic principles of animation should be considered and applied to all entries.

- Squash & Stretch
- Anticipation
- Staging
- Straight ahead action & Pose to pose
- Follow through & Overlapping action
- Slow in & Slow out
- Arc
- Secondary Action
- Timing
- Exaggeration
- Solid Drawing
- Appeal

All Job Exhibits Require a Notebook. Notebook description is found in this document titled Job Exhibit Guidelines. Be sure to include in the body of this notebook:

- a. Body of notebook if 2D
 - i. Conceptualization
 - ii. Modeling
 - iii. Texturing
 - iv. Lighting
 - v. Rendering
- b. Body of notebook if 3D
 - i. Conceptualization
 - ii. Storyboarding
 - iii. Character Development
 - iv. Problems and Solutions

2D/3D ANIMATION - SHORT FILM JOB EXHIBIT RATING SHEET

DISTRICT LEVEL JUDGING CRITERIA	Points	Awarded
Notebook contains: Cover sheet, Table of contents, Resume(s), Preface, Body, Tool list, Material list, Timeline photos, Bibliography, Completed documentation (5 points for ea)	50	
Notebook describes job, occupation, or skills accurately?	30	
Notebook meets project specifications/description submitted, evidence of work performed?	20	
Notebook photos meet standards of the occupation quality, finish, neatness, appearance?	20	
Notebooks shows project indicates study/effort expended in design, construction, assembly or arrangement?	10	
Narrative adequately explains steps taken in proper order, with documentation?	20	
Is the procedure documented typical of one found currently in the workplace?	5	
Photographs demonstrate the specific skill, proper safety precautions?	15	
Notebook displays level of professionalism expected of the student(s) involved?	15	
Notebook shows originality and initiative project, reflects work qualified to advance to state?	15	
TOTAL POINTS AWARDED AT DISTRICT	200	
STATE LEVEL JUDGING CRITERIA	Points	Awarded
Pre-Program: 2 sec black, 2 sec slate (ch. number, contestant name, run time), 2 sec black	20	
Visual: Framing, Movement, Depth, Angles, Lighting, Graphics	20	
Audio: Levels, Mixing, Use of Music/Effects, Lack of Distortion/Noise* (if no audio is present please mark 20* do NOT count off for absence of sound)	20	
Modeling: Quality, Clean Edges, Complexity of Model	20	
Texturing: Complexity of Textures; is the depth apparent and appropriate? Does the shading/specular match the subject?	20	
Editing: Shot Selection, Variety, Pacing, Use of Effective Editing Techniques	20	
Interpretation and Complexity: Artistic ability, overall appeal with regard to animations of equal education and experience, with clear message or objective	30	
Oral Defense: student interview with judge, answer questions about execution and process	50	
Copyrighted Material PENALTY: All content must be original OR royalty free	-20	
Time PENALTY: All videos must be 3 minutes or less.	-10	
TOTAL SCORE STATE (200 District and 200 State Total)	400	

* If an exhibit is rated less than qualified for state or superior, then judges should explain why below:

Score	DISTRICT
180 - 200	Qualified for State
160-179	Excellent
140-159	Good
Below 140	N/A

Score	STATE
360 - 400	Superior
320 – 359	Excellent
280 – 319	Very Good
0 - 279	N/A

District Registration Sticker Should Be Placed Here

39 | Page

State Registration Sticker Should Be Placed Here

8/30/2024 12:04:56 PM updated

3D ANIMATION - TECHNICAL RENDER JOB EXHIBIT

THIS DOCUMENT SHOULD BE THE 2nd ITEM IN YOUR NOTEBOOK

Purpose

An Animation Technical Render job exhibit is a rendered frame that highlights student's creative and technical abilities in animation.

Specifications

- Entries must be started and completed during the current school year, beginning no earlier than August 1st.
- Entries can be by an individual, group (2-5), or chapter (6+)
- All content must be original
- Each exhibit must include a notebook

12 Principles of Animation

Each entry should consider and apply the basic principles of animation.

- Squash & Stretch
- Anticipation
- Staging
- Straight ahead action & Pose to pose
- Follow through & Overlapping action
- Slow in & Slow out
- Arc
- Secondary Action
- Timing
- Exaggeration
- Solid Drawing
- Appeal

Elements & Principles of Design

Each entry should consider and apply basic elements and principles of design, including any of the following:

- Elements: line, shape, color, texture, pattern, value, form
- Principles: contrast, alignment, repetition, proximity, balance, unity, emphasis, rhythm, and proportion

Dimensions

Each submission or print may fill a space no larger than 2' x 2' x 3' when displayed, including matting and display stands.

Notebook – see all job exhibit notebook specification sheet for more detail

All Job Exhibits Require a Notebook. Notebook description is found in this document titled Job Exhibit Guidelines. Be sure to include the following in the body of the notebook included:

- v. Conceptualization
- vi. Modeling
- vii. Texturing
- viii. Lighting
- ix. Rendering
- x. Problems and Solutions

3D ANIMATION - TECHNICAL RENDER JOB EXHIBIT RATING SHEET

DISTRICT LEVEL JUDGING CRITERIA	Points	Awarded
Notebook contains: Cover sheet, Table of contents, Resume(s), Preface, Body, Tool list, Material list, Timeline photos, Bibliography, Completed documentation (5 points for ea)	50	
Notebook describes job, occupation, or skills accurately?	30	
Notebook meets project specifications/description submitted, evidence of work performed?	20	
Notebook photos meet standards of the occupation quality, finish, neatness, appearance?	20	
Notebooks shows project indicates study/effort expended in design, construction, assembly or arrangement?	10	
Narrative adequately explains steps taken in proper order, with documentation?	20	
Is the procedure documented typical of one found currently in the workplace?	5	
Photographs demonstrate the specific skill, proper safety precautions?	15	
Notebook displays level of professionalism expected of the student(s) involved?	15	
Notebook shows originality and initiative project, reflects work qualified to advance to state?	15	
TOTAL POINTS AWARDED AT DISTRICT	200	
STATE LEVEL JUDGING CRITERIA	Points	Awarded
Modeling: Complexity, clean lines, realism	20	
Lighting: Is realistic? Are the lighting angles realistic? Does it convey the focus? Do shadows follow real word attributes? Is the lighting/shading distracting or emplacing?	20	
Composition Incorporates Elements and Principles of Design: The use of type, line, texture, pattern, form, contrast, color etc. enhances the entry?	20	
Impact: How well does the entry capture the attention of the viewer or target?	20	
Texturing: Complexity, is depth apparent/appropriate? Shading/specular match the subject?	20	
Interpretation/Complexity: Artistic ability, appeal, technical renders equal education/experience	20	
Production Quality/Presentation: quality and workmanship enhance the final appearance of the work? This includes matting and overall neatness of the final project.	30	
Oral Defense: student interview with judge, answer questions about execution and process	50	
Copyrighted Material PENALTY: All content must be original OR royalty free	-20	
Dimensions PENALTY: Entry must fit within a 2' x 2' x 3' space when displayed	-10	
TOTAL SCORE STATE (200 District and 200 State Total)	400	

* If an exhibit is rated less than qualified for state or superior, then judges should explain why below:

Score	DISTRICT
180 - 200	Qualified for State
160-179	Excellent
140-159	Good
Below 140	N/A

Score	STATE
360 - 400	Superior
320 – 359	Excellent
280 – 319	Very Good
0 - 279	N/A

District Registration Sticker Should Be Placed Here

41 | Page

State Registration Sticker Should Be Placed Here

8/30/2024 12:04:56 PM updated

ADVERTISING DESIGN CAMPAIGN JOB EXHIBIT

THIS DOCUMENT SHOULD BE THE 2nd ITEM IN YOUR NOTEBOOK

Purpose

An advertising design campaign job exhibit is a series of advertisement messages that share a single idea and theme which advertise a company, product or event in any of the following categories.

Categories

- Logos
- Identity (Letterhead packages, brochures and catalogs)
- Packaging (No product or industrial design in this category)
- Posters
- Miscellaneous design (Invitations, announcements, wearables, etc.)
- Print Advertising
 - Consumer & Retail
 - Business to Business
 - Public Service
- Industrial Design (Appliances, clothing, automobiles etc.) – Mockup of advertisements

Specifications

- Entries must be started and completed during the current school year, beginning no earlier than August 1st.
- All content must be original
- Campaigns are projects created by an individual, group (2-5).
- Campaigns are a series of 3 or more pieces, counted as one entry.
- Elements of a Campaign cannot be entered in any other category.
- Pieces can all be from one category, such as 3 magazine ads or a series of varied pieces such as a billboard, radio script and television commercial, but all of the pieces should promote one product or service.
- Each exhibit must include a notebook secured in a binder or folder.

Elements & Principles of Design

Each entry should consider and apply basic elements and principles of design, including any of the following:

- Elements: line, shape, color, texture, pattern, value, form, type
- Principles: contrast, alignment, repetition, proximity, balance, unity, emphasis, rhythm, and proportion

Dimensions

Each submission or print may fill a space no larger than 3' x 3' x 3' when displayed, including matting and display stands.

All Job Exhibits Require a Notebook. Notebook description is found in this document titled Job Exhibit Guidelines. Body of the notebook should include Conceptualization

- i. Modeling
- ii. Texturing
- iii. Lighting
- iv. Rendering

ADVERTISING DESIGN CAMPAIGN JOB EXHIBIT RATING SHEET

DISTRICT LEVEL JUDGING CRITERIA	Points	Awarded
Notebook contains: Cover sheet, Table of contents, Resume(s), Preface, Body, Tool list, Material list, Timeline photos, Bibliography, Completed documentation (5 points for ea)	50	
Notebook describes job, occupation, or skills accurately?	30	
Notebook meets project specifications/description submitted, evidence of work performed?	20	
Notebook photos meet standards of the occupation quality, finish, neatness, appearance?	20	
Notebooks shows project indicates study/effort expended in design, construction, assembly or arrangement?	10	
Narrative adequately explains steps taken in proper order, with documentation?	20	
Is the procedure documented typical of one found currently in the workplace?	5	
Photographs demonstrate the specific skill, proper safety precautions?	15	
Notebook displays level of professionalism expected of the student(s) involved?	15	
Notebook shows originality and initiative project, reflects work qualified to advance to state?	15	
TOTAL POINTS AWARDED AT DISTRICT	200	
STATE LEVEL JUDGING CRITERIA	Points	Awarded
Overall Design of Logo: Does it represent the product well? Is it easily distinguishable?	20	
Clarity of Message: Subject matter appropriate, timely, well planned, clear purpose/theme? Fulfills need of client? Is message bold, compelling, multiple layered? Goes beyond obvious?	20	
Creativity/Originality: Presents creative thought/original idea? Shows initiative/ingenuity?	30	
Impact: How well does the entry capture the attention of the viewer or target?	20	
Composition Incorporates Elements and Principles of Design: Does the use of type, line, texture, pattern, form, contrast, color etc. enhance the entry?	20	
Typography: Do the typefaces, fonts and effects help to create a strong verbal-visual connection within the work? Are font sizes appropriate?	20	
Production Quality/Presentation: Does the quality of the entry/workmanship enhance the final appearance of the work? includes matting and overall neatness of the final project and notebook	20	
Oral Defense: student interview with judge, answer questions about execution and process	50	
Copyrighted Material PENALTY: All content must be original OR royalty free	-20	
Dimensions PENALTY: Entry must fit within a 3' x 3' x 3' space when displayed	-10	
TOTAL SCORE STATE (200 District and 200 State Total)	400	

* If an exhibit is rated less than qualified for state or superior, then judges should explain why below:

Score	DISTRICT
180 - 200	Qualified for State
160-179	Excellent
140-159	Good
Below 140	N/A

Score	STATE
360 - 400	Superior
320 – 359	Excellent
280 – 319	Very Good
0 - 279	N/A

District Registration Sticker Should Be Placed Here

43 | Page

State Registration Sticker Should Be Placed Here

8/30/2024 12:04:56 PM updated

ADVERTISING DESIGN JOB EXHIBIT

THIS DOCUMENT SHOULD BE THE 2nd ITEM IN YOUR NOTEBOOK

Purpose

An advertising design job exhibit is a single advertisement, which advertises a company, product or event in any of the following categories.

Categories

- Logos
- Identity (Letterhead packages, brochures and catalogs)
- Packaging (No product or industrial design in this category)
- Posters
- Miscellaneous design (Invitations, announcements, wearables, etc.)
- Print Advertising
 - Consumer & Retail
 - Business to Business
- Public Secure Announcement
- Point-of-Sale Mock-up

Specifications

- Entries must be started and completed during the current school year, beginning no earlier than August 1st.
- All content must be original
- Content can be for same product in campaign but not an element in the campaign
- Entry created by only one individual
- May submit only one entry from any of the categories listed
- Each exhibit must include a notebook secured in a binder or folder.

Elements & Principles of Design

Each entry should consider and apply basic elements and principles of design, including any of the following:

- Elements: line, shape, color, texture, pattern, value, form, type
- Principles: contrast, alignment, repetition, proximity, balance, unity, emphasis, rhythm, and proportion.

Dimensions

Each submission or print may fill a space no larger than 2' x 2' x 3' when displayed, including matting and display stands.

Notebook – see all job exhibit notebook specification sheet for more detail

- a. Cover Sheet
- b. Table of contents:
- c. Resume (If a group or Multiple project - each student must have resume.)
- d. Preface or Introduction
- e. Body of notebook
- f. Sketchup, or Vision Boarding
- g. Tool/Implementation/Equipment/Software List
- h. Student Work photos
- i. Bibliography – Sources of all material, including electronic, used in notebook.
- j. Complete Project photos

ADVERTISING DESIGN JOB EXHIBIT RATING SHEET

DISTRICT LEVEL JUDGING CRITERIA	Points	Awarded
Notebook contains: Cover sheet, Table of contents, Resume(s), Preface, Body, Tool list, Material list, Timeline photos, Bibliography, Completed documentation (5 points for ea)	50	
Notebook describes job, occupation, or skills accurately?	30	
Notebook meets project specifications/description submitted, evidence of work performed?	20	
Notebook photos meet standards of the occupation quality, finish, neatness, appearance?	20	
Notebooks shows project indicates study/effort expended in design, construction, assembly or arrangement?	10	
Narrative adequately explains steps taken in proper order, with documentation?	20	
Is the procedure documented typical of one found currently in the workplace?	5	
Photographs demonstrate the specific skill, proper safety precautions?	15	
Notebook displays level of professionalism expected of the student(s) involved?	15	
Notebook shows originality and initiative project, reflects work qualified to advance to state?	15	
TOTAL POINTS AWARDED AT DISTRICT	200	
STATE LEVEL JUDGING CRITERIA	Points	Awarded
Overall Design of Logo: Does it represent the product well? Is it easily distinguishable?	20	
Clarity of Message: Subject matter appropriate, timely, well planned, clear purpose/theme? Fulfills need of client? Message is bold, compelling, multiple layered? Goes beyond obvious?	30	
Creativity/Originality: Entry presents creative thought/original idea? Shows initiative/ingenuity?	20	
Impact: How well does the entry capture the attention of the viewer or target?	20	
Composition Incorporates Elements and Principles of Design: Does the use of type, line, texture, pattern, form, contrast, color etc. enhance the entry?	20	
Typography: Typeface, fonts, effects create verbal-visual connection? Font sizes appropriate?	20	
Production Quality/Presentation: Quality/workmanship enhances the final appearance of the work? This includes matting and overall neatness of the final project and notebook.	20	
Oral Defense: student interview with judge, answer questions about execution and process	50	
Copyrighted Material PENALTY: All content must be original OR royalty free	-20	
Dimensions PENALTY: Entry must fit within a 2' x 2' x 3' space when displayed	-10	
TOTAL SCORE STATE (200 District and 200 State Total)	400	

* If an exhibit is rated less than qualified for state or superior, then judges should explain why below:

Score	DISTRICT
180 - 200	Qualified for State
160-179	Excellent
140-159	Good
Below 140	N/A

Score	STATE
360 - 400	Superior
320 – 359	Excellent
280 – 319	Very Good
0 - 279	N/A

District Registration Sticker Should Be Placed Here

45 | Page

State Registration Sticker Should Be Placed Here

8/30/2024 12:04:56 PM updated

AUDIO PRODUCTION JOB EXHIBIT

THIS DOCUMENT SHOULD BE THE 2nd ITEM IN YOUR NOTEBOOK

Purpose

An Audio Production job exhibit is a single recording, which indicates the student's ability to produce an audio production.

Specifications

- Entries must be started and completed during the current school year, beginning no earlier than August 1st.
- Entry created by one individual or multiple (2-5)

Notebook – see all job exhibit notebook specification sheet for more detail

- a. Cover Sheet
- b. Table of contents:
- c. Resume (If a group or Multiple project - each student must have resume.)
- d. Preface or Introduction
- e. Body of notebook
 - Preproduction: contact information, booking of the studio, email contact, etc.
 - Production Notes: Location Scouting, Talent Releases, etc.)
 - Detailed Description of Work: Timeline, Production Schedule, what problems did you encounter and how did you overcome them)
- f. Tool/Implementation/Equipment/Software List
- g. Material List (with receipts) or if donated list of items (acknowledge donator)
- h. Student Work photos
- i. Bibliography – Sources of all material, including electronic, used in notebook.
- j. Complete Project photos

AUDIO PRODUCTION JOB EXHIBIT RATING SHEET

DISTRICT LEVEL JUDGING CRITERIA	Points	Awarded
Notebook contains: Cover sheet, Table of contents, Resume(s), Preface, Body, Tool list, Material list, Timeline photos, Bibliography, Completed documentation (5 points for ea)	50	
Notebook describes job, occupation, or skills accurately?	30	
Notebook meets project specifications/description submitted, evidence of work performed?	20	
Notebook photos meet standards of the occupation quality, finish, neatness, appearance?	20	
Notebooks shows project indicates study/effort expended in design, construction, assembly or arrangement?	10	
Narrative adequately explains steps taken in proper order, with documentation?	20	
Is the procedure documented typical of one found currently in the workplace?	5	
Photographs demonstrate the specific skill, proper safety precautions?	15	
Notebook displays level of professionalism expected of the student(s) involved?	15	
Notebook shows originality and initiative project, reflects work qualified to advance to state?	15	
TOTAL POINTS AWARDED AT DISTRICT	200	
STATE LEVEL JUDGING CRITERIA	Points	Awarded
Levels: are balanced within industry standard and not clipping	30	
Audio Mixing: audio elements have proper relationship in mix	30	
Use of Music/Effects: the use of music/effects are appropriate for intent and mood of piece	30	
Lack of Distortion/Noise: product is free of extraneous sounds (pops, buzzes, and hisses)	20	
Talent: on mic performance and voice narration	20	
Originality: Does the project show originality and initiative and/or ingenuity?	20	
Oral Defense: student interview with judge, answer questions about execution and process	50	
Copyrighted Material PENALTY: All content must be original OR royalty free/proof of licensing	-20	
Time PENALTY: Entry must be 3 min or less	-10	
TOTAL SCORE STATE (200 District and 200 State Total)	400	

* If an exhibit is rated less than qualified for state or superior, then judges should explain why below:

Score	DISTRICT
180 - 200	Qualified for State
160-179	Excellent
140-159	Good
Below 140	N/A

Score	STATE
360 - 400	Superior
320 – 359	Excellent
280 – 319	Very Good
0 - 279	N/A

District Registration Sticker Should Be Placed Here

State Registration Sticker Should Be Placed Here

AUTOMOTIVE CATEGORY JOB EXHIBITS

THIS DOCUMENT SHOULD BE THE 2nd ITEM IN YOUR NOTEBOOK

- A. Job exhibits must be single component, ready to install, typical of the occupation (mock-ups, teaching aids and carburetors not accepted.)
- B. Machined, sealing or electrical conducting surfaces will not be painted.
- C. Job specific score sheet included in the SkillsUSA Texas Regulations will be for judging.
- D. Automotive Batteries or fuel may not accompany job exhibits due to fire regulations.
- E. Automotive and diesel components must be ready for installation on vehicles.
- F. No Points will be given or taken away for the use of non-OEM parts.

Notebook includes:

- a. Cover Sheet
- b. Table of contents:
- c. Resume (If a group or Multiple project - each student must have resume.)
- d. Preface or Introduction
- e. Body of notebook
- f. Tool/Implementation/Equipment/Software List
- g. Material List (with receipts) or if donated list of items (acknowledge donator)
- h. Student Work photos
- i. Bibliography – Sources of all material, including electronic, used in notebook.
- j. Complete Project photos

Include in notebook in appropriate section

- Section G should include original parts invoice with current school year dates
- Section E ii should include step by step procedure in paragraph form of:
 - a. disassembly
 - b. cleaning
 - c. inspection
 - d. testing
 - e. adjustment
 - f. assembly
- Section I Bibliography should include a printed copy of the referenced procedures that were used to complete the task. Photocopies of printed materials and diagrams (Mitchell on Demand, All Data, or OE repair information) may be used.

Automotive Service Grade Sheet

1. A notebook should document and record the diagnosing and repairing of vehicle systems using current industry standard information systems and procedures. Drivability Issues, Engine Diagnosis, Fuel Systems, Emissions, ABS, ECM, Four Wheel Alignment, OBD or equivalent technology as well as industry standard repairs which are current occurrences in shops across the state today. Suspension repairs, disc and drum brake repairs, electrical system repairs and others.
2. Projects and notebooks should contain outstanding examples of material related to the Automotive Service Industry. They should demonstrate current automotive technology repair and service in alignment with current shop standards. Trainers and live work are all part of the curriculum, it is intended to allow students to demonstrate and document their ability to service the complicated systems on modern automobiles.

I. **Cylinder Head Projects**

- a. Must be displayed with all valves of one combustion chamber removed and all valves must accompany the project. (No keepers, springs, seals, or retainers should be included with the displayed valves.)
- b. Displayed valves must show face to seat contact patch and be within specifications.
- c. No polished valve ports or combustion chambers.
- d. All rust, carbon, grease, old gasket, and dirt must be removed.

- e. Stem to guide clearance must meet manufacturer's specifications as stated in the project notebook.
- f. Head deck surface must meet manufacturer's specifications

II. Automatic Transmissions/ Trans Axle

- a. Must be displayed with the pan off and NO torque converter, pan or gasket are to be displayed.
- b. Shift lever and modulator must be installed if required.
- c. Paint is optional.

III. Manual Transmissions/ Trans Axles

- a. Must be displayed with shift cover or inspection plate removed and NOT displayed with project. Paint optional.

IV. Rear Wheel Drive Differential

- a. Ring gear must be visible and marked for tooth contact pattern.

V. Brake Components

- a. Master cylinders will not be painted or brake fluid in the reservoir.
- b. Master cylinders will not be mounted on a brake booster or stand.
- c. Drums, Rotors, and wheel cylinders are not considered Projects.

VI. Miscellaneous

- a. Miscellaneous automotive projects not specifically mentioned will be judged under this grade sheet. Carburetors not considered a viable project.

Automotive Engines Grade Sheet

I. Engines Long Block (No complete Engines.)

- a. Must be displayed on an engine stand, with the oil pan, timing cover(s) and valve cover(s) removed for inspection.
- b. Accessories must not be installed (i.e. manifolds, starter, alternator, brackets, distributors, pulleys, water pump, fuel pump, spark plugs, or engine mounts.
- c. Oil pumps must be installed.
- d. All valve train components must be installed and adjusted.

II. Engine Short Blocks

- a. Assemblies must be displayed on engine stands (no lifters, oil pan, timing cover, oil pump).
- b. Short blocks must include; block, pistons with rings installed, camshaft, crankshaft, timing gears, chain and gears (except overhead cam blocks).

Diesel Components Grade Sheet

1. diesel cylinder heads and or engine accessories components. (starters, alternators, blowers and turbochargers)
2. farm equipment, off road components

Electrical/Electrical Components Grade Sheet

1. Alternator and generator electrically conductive surfaces must not be painted.
2. All starters and alternators will be subjected to random testing at the state level.
3. Circuits, power window/lock, speakers, amplifier or automotive wiring components. Must include an electrical power supply or jump box to test the circuit

Motorcycle Grade Sheet

Motorcycle must be motorcycle single engine (single/multiple-cylinder), ready to install on end item

Power Equipment Grade Sheet

Power equipment must be outdoor single engine (single/multiple-cylinder), ready to install on end item

Collision Repair Components Grade Sheet

A collision repair job exhibit should represent a typical repair job in the collision repair field.

Collision Repair Custom Components Grade Sheet

A custom collision repair job displays an artistic flare to the repair job, allowing student to express creativity in their design.

AUTOMOTIVE SERVICE TECHNOLOGY JOB EXHIBIT RATING SHEET

DISTRICT LEVEL JUDGING CRITERIA	Points	Awarded
Notebook contains: Cover sheet, Table of contents, Resume(s), Preface, Body, Tool list, Material list, Timeline photos, Bibliography, Completed documentation (5 points for ea)	50	
Notebook describes job, occupation, or skills accurately?	30	
Notebook meets project specifications/description submitted, evidence of work performed?	20	
Notebook photos meet standards of the occupation quality, finish, neatness, appearance?	20	
Notebooks shows project indicates study/effort expended in design, construction, assembly or arrangement?	10	
Narrative adequately explains steps taken in proper order, with documentation?	20	
Is the procedure documented typical of one found currently in the workplace?	5	
Photographs demonstrate the specific skill, proper safety precautions?	15	
Notebook displays level of professionalism expected of the student(s) involved?	15	
Notebook shows originality and initiative project, reflects work qualified to advance to state?	15	
TOTAL POINTS AWARDED AT DISTRICT	200	
STATE LEVEL JUDGING CRITERIA	Points	Awarded
Does the project meet the job specific rules of the automotive student job exhibit contest? Drivability Issues, Engine Diagnosis, Fuel Systems, Emissions, ABS, ECM, Four Wheel Alignment, OBD or equivalent technology, industry standard repairs. Cylinder Heads, Automatic/Manual Trans Axle, Rear wheel drive differential, Brake components	80	
Does the project meet the standards of the occupation for quality, finish, neatness, and pleasing in appearance?	40	
Does the project show that considerable study and effort was expended in the disassembly, construction or assembly of the project?	30	
Oral Defense: student interview with judge, answer questions about execution and process	50	
TOTAL SCORE STATE (200 District and 200 State Total)	400	

* If an exhibit is rated less than qualified for state or superior, then judges should explain why below:

Score	DISTRICT
180 - 200	Qualified for State
160-179	Excellent
140-159	Good
Below 140	N/A

Score	STATE
360 - 400	Superior
320 – 359	Excellent
280 – 319	Very Good
0 - 279	N/A

District Registration Sticker Should Be Placed Here

State Registration Sticker Should Be Placed Here

AUTOMOTIVE SINGLE ENGINE READY TO INSTALL RATING SHEET

DISTRICT LEVEL JUDGING CRITERIA	Points	Awarded
Notebook contains: Cover sheet, Table of contents, Resume(s), Preface, Body, Tool list, Material list, Timeline photos, Bibliography, Completed documentation (5 points for ea)	50	
Notebook describes job, occupation, or skills accurately?	30	
Notebook meets project specifications/description submitted, evidence of work performed?	20	
Notebook photos meet standards of the occupation quality, finish, neatness, appearance?	20	
Notebooks shows project indicates study/effort expended in design, construction, assembly or arrangement?	10	
Narrative adequately explains steps taken in proper order, with documentation?	20	
Is the procedure documented typical of one found currently in the workplace?	5	
Photographs demonstrate the specific skill, proper safety precautions?	15	
Notebook displays level of professionalism expected of the student(s) involved?	15	
Notebook shows originality and initiative project, reflects work qualified to advance to state?	15	
TOTAL POINTS AWARDED AT DISTRICT	200	
STATE LEVEL JUDGING CRITERIA	Points	Awarded
Job exhibit is typical of occupation and is original and shows initiative on the part of the contestant. Single or Multiple Cylinder Engine. Long or Short Block	30	
Engine accurately meets the specifications or description specified in the student notebook and shows adequate evidence of the work performed. Engine cannot be new, must be disassembled and rebuilt	40	
Engine meets the standards of the occupation for quality, finish, and the engine restored to original manufacturer's specifications	40	
The engine must indicate that considerable study and effort was expended in its disassembly, repair, and reassembly	40	
Oral Defense: student interview with judge, answer questions about execution and process	50	
TOTAL SCORE STATE (200 District and 200 State Total)	400	

* If an exhibit is rated less than qualified for state or superior, then judges should explain why below:

Score	DISTRICT
180 - 200	Qualified for State
160-179	Excellent
140-159	Good
Below 140	N/A

Score	STATE
360 - 400	Superior
320 – 359	Excellent
280 – 319	Very Good
0 - 279	N/A

District Registration Sticker Should Be Placed Here

State Registration Sticker Should Be Placed Here

AUTOMOTIVE – DIESEL JOB EXHIBIT RATING SHEET

DISTRICT LEVEL JUDGING CRITERIA	Points	Awarded
Notebook contains: Cover sheet, Table of contents, Resume(s), Preface, Body, Tool list, Material list, Timeline photos, Bibliography, Completed documentation (5 points for ea)	50	
Notebook describes job, occupation, or skills accurately?	30	
Notebook meets project specifications/description submitted, evidence of work performed?	20	
Notebook photos meet standards of the occupation quality, finish, neatness, appearance?	20	
Notebooks shows project indicates study/effort expended in design, construction, assembly or arrangement?	10	
Narrative adequately explains steps taken in proper order, with documentation?	20	
Is the procedure documented typical of one found currently in the workplace?	5	
Photographs demonstrate the specific skill, proper safety precautions?	15	
Notebook displays level of professionalism expected of the student(s) involved?	15	
Notebook shows originality and initiative project, reflects work qualified to advance to state?	15	
TOTAL POINTS AWARDED AT DISTRICT	200	
STATE LEVEL JUDGING CRITERIA	Points	Awarded
Does the project meet the job specific rules of the diesel job exhibit contest? Diesel cylinder heads, engine accessories components. (starters, alternators, blowers and turbochargers)	80	
Does the project meet the standards of the occupation for quality, finish, neatness, and pleasing in appearance?	40	
Does the project show that considerable study and effort was expended in the disassembly, construction or assembly of the project?	30	
Oral Defense: student interview with judge, answer questions about execution and process	50	
TOTAL SCORE STATE (200 District and 200 State Total)	400	

* If an exhibit is rated less than qualified for state or superior, then judges should explain why below:

Score	DISTRICT
180 - 200	Qualified for State
160-179	Excellent
140-159	Good
Below 140	N/A

Score	STATE
360 - 400	Superior
320 – 359	Excellent
280 – 319	Very Good
0 - 279	N/A

District Registration Sticker Should Be Placed Here

State Registration Sticker Should Be Placed Here

AUTOMOTIVE – ELECTRICAL/ELECTRICAL COMPONENTS EXHIBIT RATING

DISTRICT LEVEL JUDGING CRITERIA	Points	Awarded
Notebook contains: Cover sheet, Table of contents, Resume(s), Preface, Body, Tool list, Material list, Timeline photos, Bibliography, Completed documentation (5 points for ea)	50	
Notebook describes job, occupation, or skills accurately?	30	
Notebook meets project specifications/description submitted, evidence of work performed?	20	
Notebook photos meet standards of the occupation quality, finish, neatness, appearance?	20	
Notebooks shows project indicates study/effort expended in design, construction, assembly or arrangement?	10	
Narrative adequately explains steps taken in proper order, with documentation?	20	
Is the procedure documented typical of one found currently in the workplace?	5	
Photographs demonstrate the specific skill, proper safety precautions?	15	
Notebook displays level of professionalism expected of the student(s) involved?	15	
Notebook shows originality and initiative project, reflects work qualified to advance to state?	15	
TOTAL POINTS AWARDED AT DISTRICT	200	
STATE LEVEL JUDGING CRITERIA	Points	Awarded
Does the project meet the job specific rules of the diesel job exhibit contest? All starters and alternators will be subjected to testing. Circuits, power window/lock, speakers, amplifier or automotive wiring components. Must include an electrical power supply or jump box to test the circuit	80	
Does the project meet the standards of the occupation for quality, finish, neatness, and pleasing in appearance? Alternator and generator electrically conductive surfaces must not be painted.	20	
Does the project show that considerable study and effort was expended in the disassembly, construction or assembly of the project?	40	
Does project pass testing of the electrical elements?	10	
Oral Defense: student interview with judge, answer questions about execution and process	50	
TOTAL SCORE STATE (200 District and 200 State Total)	400	

SHEET

* If an exhibit is rated less than qualified for state or superior, then judges should explain why below:

Score	DISTRICT
180 - 200	Qualified for State
160-179	Excellent
140-159	Good
Below 140	N/A

Score	STATE
360 - 400	Superior
320 – 359	Excellent
280 – 319	Very Good
0 - 279	N/A

District Registration Sticker Should Be Placed Here

State Registration Sticker Should Be Placed Here

AUTOMOTIVE–MOTORCYCLE JOB EXHIBIT RATING SHEET

DISTRICT LEVEL JUDGING CRITERIA	Points	Awarded
Notebook contains: Cover sheet, Table of contents, Resume(s), Preface, Body, Tool list, Material list, Timeline photos, Bibliography, Completed documentation (5 points for ea)	50	
Notebook describes job, occupation, or skills accurately?	30	
Notebook meets project specifications/description submitted, evidence of work performed?	20	
Notebook photos meet standards of the occupation quality, finish, neatness, appearance?	20	
Notebooks shows project indicates study/effort expended in design, construction, assembly or arrangement?	10	
Narrative adequately explains steps taken in proper order, with documentation?	20	
Is the procedure documented typical of one found currently in the workplace?	5	
Photographs demonstrate the specific skill, proper safety precautions?	15	
Notebook displays level of professionalism expected of the student(s) involved?	15	
Notebook shows originality and initiative project, reflects work qualified to advance to state?	15	
TOTAL POINTS AWARDED AT DISTRICT	200	
STATE LEVEL JUDGING CRITERIA	Points	Awarded
Job exhibit must be single engine (single or Multiple-cylinder), ready to install on end item?	10	
Is the job exhibit typical of the occupation, and does the job show originality and initiative on the part of the contestant?	30	
Does the engine accurately meet the specifications or description submitted with the job, and does it have adequate evidence of the work performed.	30	
Evidence that engine is not a new engine, disassembled and reassembled.	20	
Does the engine meet the standards of the occupation for quality, finish, and is it restored to original manufacture specifications?	30	
Does the engine indicate considerable study and effort was expended in its disassembly, repair and reassembly?	30	
Oral Defense: student interview with judge, answer questions about execution and process	50	
TOTAL SCORE STATE (200 District and 200 State Total)	400	

* If an exhibit is rated less than qualified for state or superior, then judges should explain why below:

Score	DISTRICT
180 - 200	Qualified for State
160-179	Excellent
140-159	Good
Below 140	N/A

Score	STATE
360 - 400	Superior
320 – 359	Excellent
280 – 319	Very Good
0 - 279	N/A

District Registration Sticker Should Be Placed Here

State Registration Sticker Should Be Placed Here

AUTOMOTIVE-OUTDOOR POWER EQUIPMENT JOB EXHIBIT RATING SHEET

DISTRICT LEVEL JUDGING CRITERIA	Points	Awarded
Notebook contains: Cover sheet, Table of contents, Resume(s), Preface, Body, Tool list, Material list, Timeline photos, Bibliography, Completed documentation (5 points for ea)	50	
Notebook describes job, occupation, or skills accurately?	30	
Notebook meets project specifications/description submitted, evidence of work performed?	20	
Notebook photos meet standards of the occupation quality, finish, neatness, appearance?	20	
Notebooks shows project indicates study/effort expended in design, construction, assembly or arrangement?	10	
Narrative adequately explains steps taken in proper order, with documentation?	20	
Is the procedure documented typical of one found currently in the workplace?	5	
Photographs demonstrate the specific skill, proper safety precautions?	15	
Notebook displays level of professionalism expected of the student(s) involved?	15	
Notebook shows originality and initiative project, reflects work qualified to advance to state?	15	
TOTAL POINTS AWARDED AT DISTRICT	200	
STATE LEVEL JUDGING CRITERIA	Points	Awarded
Job exhibit must be single engine (single or Multiple-cylinder), ready to install on end item	10	
Is the job exhibit typical of the occupation, and does the job show originality and initiative on the part of the contestant?	30	
Does the engine accurately meet the specifications or description submitted with the job, and does it have adequate evidence of the work performed.	30	
Engine must not be a new engine, disassembled and reassembled.	20	
Does the engine meet the standards of the occupation for quality, finish and is it restored to original manufacture specifications?	30	
Does the engine indicate considerable study and effort was expended in its disassembly, repair and reassembly?	30	
Oral Defense: student interview with judge, answer questions about execution and process	50	
TOTAL SCORE STATE (200 District and 200 State Total)	400	

* If an exhibit is rated less than qualified for state or superior, then judges should explain why below:

Score	DISTRICT
180 - 200	Qualified for State
160-179	Excellent
140-159	Good
Below 140	N/A

Score	STATE
360 - 400	Superior
320 – 359	Excellent
280 – 319	Very Good
0 - 279	N/A

District Registration Sticker Should Be Placed Here

State Registration Sticker Should Be Placed Here

AUTOMOTIVE COLLISION REPAIR JOB EXHIBIT RATING SHEET

DISTRICT LEVEL JUDGING CRITERIA	Points	Awarded
Notebook contains: Cover sheet, Table of contents, Resume(s), Preface, Body, Tool list, Material list, Timeline photos, Bibliography, Completed documentation (5 points for ea)	50	
Notebook describes job, occupation, or skills accurately?	30	
Notebook meets project specifications/description submitted, evidence of work performed?	20	
Notebook photos meet standards of the occupation quality, finish, neatness, appearance?	20	
Notebooks shows project indicates study/effort expended in design, construction, assembly or arrangement?	10	
Narrative adequately explains steps taken in proper order, with documentation?	20	
Is the procedure documented typical of one found currently in the workplace?	5	
Photographs demonstrate the specific skill, proper safety precautions?	15	
Notebook displays level of professionalism expected of the student(s) involved?	15	
Notebook shows originality and initiative project, reflects work qualified to advance to state?	15	
TOTAL POINTS AWARDED AT DISTRICT	200	
STATE LEVEL JUDGING CRITERIA	Points	Awarded
Is the job typical of the occupation, and does the job show originality and initiative and/or ingenuity on the part of the contestant?	40	
Does the job accurately meet the specifications or description submitted with the job, and does it have adequate evidence of the work performed.	40	
Does the job meet the standards of the occupation Quality, Finish, Neatness, Appearance	40	
Does the job indicate that considerable study and effort was expended? In its design (if applicable), construction, assembly and/or arrangement.	30	
Oral Defense: student interview with judge, answer questions about execution and process	50	
TOTAL SCORE STATE (200 District and 200 State Total)	400	

* If an exhibit is rated less than qualified for state or superior, then judges should explain why below:

Score	DISTRICT
180 - 200	Qualified for State
160-179	Excellent
140-159	Good
Below 140	N/A

Score	STATE
360 - 400	Superior
320 – 359	Excellent
280 – 319	Very Good
0 - 279	N/A

District Registration Sticker Should Be Placed Here

State Registration Sticker Should Be Placed Here

AUTOMOTIVE COLLISION REPAIR CUSTOM JOB EXHIBIT RATING SHEET

DISTRICT LEVEL JUDGING CRITERIA	Points	Awarded
Notebook contains: Cover sheet, Table of contents, Resume(s), Preface, Body, Tool list, Material list, Timeline photos, Bibliography, Completed documentation (5 points for ea)	50	
Notebook describes job, occupation, or skills accurately?	30	
Notebook meets project specifications/description submitted, evidence of work performed?	20	
Notebook photos meet standards of the occupation quality, finish, neatness, appearance?	20	
Notebooks shows project indicates study/effort expended in design, construction, assembly or arrangement?	10	
Narrative adequately explains steps taken in proper order, with documentation?	20	
Is the procedure documented typical of one found currently in the workplace?	5	
Photographs demonstrate the specific skill, proper safety precautions?	15	
Notebook displays level of professionalism expected of the student(s) involved?	15	
Notebook shows originality and initiative project, reflects work qualified to advance to state?	15	
TOTAL POINTS AWARDED AT DISTRICT	200	
STATE LEVEL JUDGING CRITERIA	Points	Awarded
Is the job typical of the occupation, and does the job show originality and initiative and/or ingenuity on the part of the contestant?	30	
Does the job accurately meet the specifications or description submitted with the job, and does it have adequate evidence of the work performed.	40	
Does the job meet the standards of the occupation Quality, Finish, Neatness, Appearance	30	
Does the job indicate that considerable study and effort was expended? In its design (if applicable), construction, assembly and/or arrangement.	30	
Does the artistic custom work enhance the piece, show thoughtful design/creativity	20	
Oral Defense: student interview with judge, answer questions about execution and process	50	
TOTAL SCORE STATE (200 District and 200 State Total)	400	

* If an exhibit is rated less than qualified for state or superior, then judges should explain why below:

Score	DISTRICT
180 - 200	Qualified for State
160-179	Excellent
140-159	Good
Below 140	N/A

Score	STATE
360 - 400	Superior
320 – 359	Excellent
280 – 319	Very Good
0 - 279	N/A

District Registration Sticker Should Be Placed Here

State Registration Sticker Should Be Placed Here

CABINETMAKING/MILLWORK JOB EXHIBIT RATING SHEET

DISTRICT LEVEL JUDGING CRITERIA	Points	Awarded
Notebook contains: Cover sheet, Table of contents, Resume(s), Preface, Body, Tool list, Material list, Timeline photos, Bibliography, Completed documentation (5 points for ea)	50	
Notebook describes job, occupation, or skills accurately?	30	
Notebook meets project specifications/description submitted, evidence of work performed?	20	
Notebook photos meet standards of the occupation quality, finish, neatness, appearance?	20	
Notebooks shows project indicates study/effort expended in design, construction, assembly or arrangement?	10	
Narrative adequately explains steps taken in proper order, with documentation?	20	
Is the procedure documented typical of one found currently in the workplace?	5	
Photographs demonstrate the specific skill, proper safety precautions?	15	
Notebook displays level of professionalism expected of the student(s) involved?	15	
Notebook shows originality and initiative project, reflects work qualified to advance to state?	15	
TOTAL POINTS AWARDED AT DISTRICT	200	
STATE LEVEL JUDGING CRITERIA	Points	Awarded
Is project typical of the occupation, and show originality and initiative and/or ingenuity?	20	
Does the project accurately meet the specifications or description submitted with the job, and does it have adequate evidence of the work performed.	20	
Project meet the standards of occupation-Precision (dimensional accuracy)	20	
Project meet the standards of occupation -Quality (correct/appropriate joinery and tightness/flushness of joints and assembly)	20	
Project meet the standards of occupation -Finish (type appropriate to the piece and execution of the finish system (sheen, fill, defects such orange peel, drips, sags, etc.)	20	
Project meet the standards of occupation -Overall Aesthetic (material selection, matching of solid to veneer, color, etc.)	20	
Does the job indicate that considerable study and effort was expended? In its design (if applicable), construction, assembly and/or arrangement.	30	
Oral Defense: student interview with judge, answer questions about execution and process	50	
TOTAL SCORE STATE (200 District and 200 State Total)	400	

* If an exhibit is rated less than qualified for state or superior, then judges should explain why below:

Score	DISTRICT
180 - 200	Qualified for State
160-179	Excellent
140-159	Good
Below 140	N/A

Score	STATE
360 - 400	Superior
320 – 359	Excellent
280 – 319	Very Good
0 - 279	N/A

District Registration Sticker Should Be Placed Here

State Registration Sticker Should Be Placed Here

CARPENTRY JOB EXHIBIT RATING SHEET

DISTRICT LEVEL JUDGING CRITERIA	Points	Awarded
Notebook contains: Cover sheet, Table of contents, Resume(s), Preface, Body, Tool list, Material list, Timeline photos, Bibliography, Completed documentation (5 points for ea)	50	
Notebook describes job, occupation, or skills accurately?	30	
Notebook meets project specifications/description submitted, evidence of work performed?	20	
Notebook photos meet standards of the occupation quality, finish, neatness, appearance?	20	
Notebooks shows project indicates study/effort expended in design, construction, assembly or arrangement?	10	
Narrative adequately explains steps taken in proper order, with documentation?	20	
Is the procedure documented typical of one found currently in the workplace?	5	
Photographs demonstrate the specific skill, proper safety precautions?	15	
Notebook displays level of professionalism expected of the student(s) involved?	15	
Notebook shows originality and initiative project, reflects work qualified to advance to state?	15	
TOTAL POINTS AWARDED AT DISTRICT	200	
STATE LEVEL JUDGING CRITERIA	Points	Awarded
Is project typical of the occupation, and show originality and initiative and/or ingenuity?	20	
Does the project accurately meet the specifications or description submitted with the job, and does it have adequate evidence of the work performed.	20	
Project meet the standards of occupation-Precision (dimensional accuracy)	20	
Project meet the standards of occupation -Quality (correct/appropriate joinery and tightness/flushness of joints and assembly)	20	
Project meet the standards of occupation -Finish (type appropriate to the piece and execution of the finish system (sheen, fill, defects such orange peel, drips, sags, etc.)	20	
Project meet the standards of occupation -Overall Aesthetic (material selection, matching of solid to veneer, color, etc.)	20	
Does the job indicate that considerable study and effort was expended? In its design (if applicable), construction, assembly and/or arrangement.	30	
Oral Defense: student interview with judge, answer questions about execution and process	50	
TOTAL SCORE STATE (200 District and 200 State Total)	400	

* If an exhibit is rated less than qualified for state or superior, then judges should explain why below:

Score	DISTRICT
180 - 200	Qualified for State
160-179	Excellent
140-159	Good
Below 140	N/A

Score	STATE
360 - 400	Superior
320 – 359	Excellent
280 – 319	Very Good
0 - 279	N/A

District Registration Sticker Should Be Placed Here

State Registration Sticker Should Be Placed Here

COMMERCIAL BAKING – SHOWPIECE JOB EXHIBIT

THIS DOCUMENT SHOULD BE THE 2nd ITEM IN YOUR NOTEBOOK

This can be individual or group job exhibit.

ELIGIBILITY

Student must be currently enrolled in Hospitality and Tourism Pathway course.

PURPOSE

To allow student the ability express creativity through food design and to enter a display describing the skills learned during project creation. i.e. Bread, sugar, and chocolate sculptures, cookie house, sculpted 6+ tier cakes or multiple dimension products.

RULES

1. The baked goods project will consist of a minimum of 10 photographs of the student-performed tasks, photos should be taken of every task completed for the project.
2. Notebook description is found in this document titled Job Exhibit Notebook. The project notebook should demonstrate core academic abilities. The student should demonstrate the use of proper English, Math, and Science in the project. Academics should be a major emphasis in the notebook
3. The project shall be displayed in an area that is no larger than 2' x 2' area on table. If project exceeds given dimensions it will not be displayed.
4. Projects are to be student designed, arranged, and completed during the current school year in which the exhibit is to be displayed.
5. Job Exhibit notebook score sheets with registration stickers attached and district qualifying stamp along with project score sheet below with state registration sticker attached must be in the notebook.
6. The project will be judged as indicated on the rating sheet.
7. Project work must be completed in school year, starting no earlier than Aug 1st.
8. DECORATIONS MUST BE EDIBLE IN NATURE AND NOT USE TRADEMARKED /COPYWRITE MATERIALS OR IDEAS

NOTE TO ADVISORS

- Pictures must show face and hands, together, of actual students creating the project.
- Decorations must be edible; *it is recommended cake bases not be edible*
- Any content deemed inappropriate for a secondary school project, will be disqualified.
- Any projects that are not edible will not be judged.

COMMERCIAL BAKING JOB EXHIBIT – SHOWPIECE RATING SHEET

DISTRICT LEVEL JUDGING CRITERIA				Points	Awarded
Notebook contains: Cover sheet, Table of contents, Resume(s), Preface, Body, Tool list, Material list, Timeline photos, Bibliography, Completed documentation (5 points for ea)				50	
Notebook describes job, occupation, or skills accurately?				30	
Notebook meets project specifications/description submitted, evidence of work performed?				20	
Notebook photos meet standards of the occupation quality, finish, neatness, appearance?				20	
Notebooks shows project indicates study/effort expended in design, construction, assembly or arrangement?				10	
Narrative adequately explains steps taken in proper order, with documentation?				20	
Is the procedure documented typical of one found currently in the workplace?				5	
Photographs demonstrate the specific skill, proper safety precautions?				15	
Notebook displays level of professionalism expected of the student(s) involved?				15	
Notebook shows originality and initiative project, reflects work qualified to advance to state?				15	
TOTAL POINTS AWARDED AT DISTRICT				200	
STATE LEVEL JUDGING CRITERIA				Points	Awarded
Project reflects clever adaptation of original/creative idea through the use of multiple techniques?					
At least 5 unique techniques & project fully demonstrates originality/intuition. (50)	At least 4, unique techniques & project shows some originality/intuition. (40)	Only 3 unique technique & project shows little originality/intuition. (30)	2 unique technique & project does not show originality/ intuition. (20)	50	
Project meets professional standards/appeal for industry: finish, neatness, appearance?					
Superior Quality, Finish, Appearance (50)	Excellent Quality, Finish, Appearance (40)	Good Quality, Finish, and Appearance (30)	OK Quality, Finish, and Appearance (20)	50	
Does the project indicate that considerable study and effort was spent on total design components such as: construction, assembly and/or arrangement?					
Spent obvious time & effort to complete. Looks impressive (50)	Spent time & effort to complete. Looks appealing (40)	Spent some time & effort to complete. Fairly appealing (30)	Spent little time & effort to complete. Not appealing (20)	50	
Oral Defense: student interview with judge, answer questions about execution and process				50	
TOTAL SCORE STATE (200 District and 200 State Total)				400	

* If an exhibit is rated less than qualified for state or superior, then judges should explain why below:

Score	DISTRICT
180 - 200	Qualified for State
160-179	Excellent
140-159	Good
Below 140	N/A

Score	STATE
360 - 400	Superior
320 – 359	Excellent
280 – 319	Very Good
0 - 279	N/A

District Registration Sticker Should Be Placed Here

61 | Page

State Registration Sticker Should Be Placed Here

COMMERCIAL BAKING – 1-2 TIER CAKES JOB EXHIBIT

THIS DOCUMENT SHOULD BE THE 2nd ITEM IN YOUR NOTEBOOK

This project guide is for individuals only.

ELIGIBILITY

Student must be currently enrolled in Hospitality and Tourism Pathway course.

PURPOSE

To allow student the ability express creativity through edible cake design and to enter a display describing the skills learned during project creation.

RULES

1. The cake project will consist of a minimum of 10 photographs of the student-performed tasks, photos should be taken of every task completed for the project.
2. Notebook description is found in this document titled Job Exhibit Notebook. The project notebook should demonstrate core academic abilities. The student should demonstrate the use of proper English, Math, and Science in the project. Academics should be a major emphasis in the notebook.
3. The cake project shall be displayed in an area that is no larger than 2' x 2' area on table. If cake exceeds given dimensions it will not be displayed.
4. Cake projects are to be student designed, arranged, and completed during the current school year in which the exhibit is to be displayed.
5. Job Exhibit notebook score sheets with registration stickers attached and district qualifying stamp along with project score sheet below with state registration sticker attached must be in the notebook.
6. The cake project will be judged as indicated on the rating sheet.
7. Project work must be completed in school year, starting no earlier than Aug 1st.
8. DECORATIONS MUST BE EDIBLE IN NATURE AND NOT USE TRADEMARKED /COPYWRITE MATERIALS OR IDEAS

NOTE TO ADVISORS

- Pictures must show face and hands, together, of actual students creating the project.
- Decorations must be edible; *it is recommended cake bases not be edible*
- Any content deemed inappropriate for a secondary school project, will be disqualified.
- Any project decorations that are not edible will not be judged.

COMMERCIAL BAKING JOB EXHIBIT – 1-2 TIER RATING SHEET

DISTRICT LEVEL JUDGING CRITERIA				Points	Awarded
Notebook contains: Cover sheet, Table of contents, Resume(s), Preface, Body, Tool list, Material list, Timeline photos, Bibliography, Completed documentation (5 points for ea)				50	
Notebook describes job, occupation, or skills accurately?				30	
Notebook meets project specifications/description submitted, evidence of work performed?				20	
Notebook photos meet standards of the occupation quality, finish, neatness, appearance?				20	
Notebooks shows project indicates study/effort expended in design, construction, assembly or arrangement?				10	
Narrative adequately explains steps taken in proper order, with documentation?				20	
Is the procedure documented typical of one found currently in the workplace?				5	
Photographs demonstrate the specific skill, proper safety precautions?				15	
Notebook displays level of professionalism expected of the student(s) involved?				15	
Notebook shows originality and initiative project, reflects work qualified to advance to state?				15	
TOTAL POINTS AWARDED AT DISTRICT				200	
STATE LEVEL JUDGING CRITERIA				Points	Awarded
Project reflects clever adaptation of original/creative idea through the use of multiple techniques?					
At least 4 unique techniques & project fully demonstrates originality/intuition. (50)	At least 3, unique techniques & project shows some originality/intuition. (40)	Only 2 unique technique & project shows little originality/intuition. (30)	1 unique technique & project does not show originality/ intuition. (20)	50	
Project meets professional standards/appeal for industry: finish, neatness, appearance?					
Superior Quality, Finish, Appearance (50)	Excellent Quality, Finish, Appearance (40)	Good Quality, Finish, and Appearance (30)	OK Quality, Finish, and Appearance (20)	50	
Does the project indicate that considerable study and effort was spent on total design components such as: construction, assembly and/or arrangement?					
Spent obvious time & effort to complete. Looks impressive (50)	Spent time & effort to complete. Looks appealing (40)	Spent some time & effort to complete. Fairly appealing (30)	Spent little time & effort to complete. Not appealing (20)	50	
Oral Defense: student interview with judge, answer questions about execution and process				50	
TOTAL SCORE STATE (200 District and 200 State Total)				400	

* If an exhibit is rated less than qualified for state or superior, then judges should explain why below:

Score	DISTRICT
180 - 200	Qualified for State
160-179	Excellent
140-159	Good
Below 140	N/A

Score	STATE
360 - 400	Superior
320 – 359	Excellent
280 – 319	Very Good
0 - 279	N/A

District Registration Sticker Should Be Placed Here

State Registration Sticker Should Be Placed Here

COMMERCIAL BAKING – 3-5 TIER CAKES JOB EXHIBIT

THIS DOCUMENT SHOULD BE THE 2nd ITEM IN YOUR NOTEBOOK

This project guide is for individual or group.

ELIGIBILITY

Student must be currently enrolled in Hospitality and Tourism Pathway course.

PURPOSE

To allow student the ability express creativity through edible cake design and to enter a display describing the skills learned during project creation.

RULES

1. The cake project will consist of a minimum of 10 photographs of the student-performed tasks, photos should be taken of every task completed for the project.
2. Can use krispies, mold or real cake for base
3. Notebook description is found in this document titled Job Exhibit Notebook. The project notebook should demonstrate core academic abilities. The student should demonstrate the use of proper English, Math, and Science in the project. Academics should be a major emphasis in the notebook.
4. The cake project shall be displayed in an area that is no larger than 2' x 2' area on table. If cake exceeds given dimensions it will not be displayed.
5. Cake projects are to be student designed, arranged, and completed during the current school year in which the exhibit is to be displayed.
6. Job Exhibit notebook score sheets with registration stickers attached and district qualifying stamp along with project score sheet below with state registration sticker attached must be in the notebook.
7. The cake project will be judged as indicated on the rating sheet.
8. Project work must be completed in school year, starting no earlier than Aug 1st.
9. DECORATIONS MUST BE EDIBLE IN NATURE AND NOT USE TRADEMARKED /COPYWRITE MATERIALS OR IDEAS

NOTE TO ADVISORS

- Pictures must show face and hands, together, of actual students creating the project.
- Decorations must be edible; *it is recommended cake bases not be edible*
- Any content deemed inappropriate for a secondary school project, will be disqualified.
- Any decoration that is not edible will not be judged.

COMMERCIAL BAKING JOB EXHIBIT – 3-5 TIER RATING SHEET

DISTRICT LEVEL JUDGING CRITERIA				Points	Awarded
Notebook contains: Cover sheet, Table of contents, Resume(s), Preface, Body, Tool list, Material list, Timeline photos, Bibliography, Completed documentation (5 points for ea)				50	
Notebook describes job, occupation, or skills accurately?				30	
Notebook meets project specifications/description submitted, evidence of work performed?				20	
Notebook photos meet standards of the occupation quality, finish, neatness, appearance?				20	
Notebooks shows project indicates study/effort expended in design, construction, assembly or arrangement?				10	
Narrative adequately explains steps taken in proper order, with documentation?				20	
Is the procedure documented typical of one found currently in the workplace?				5	
Photographs demonstrate the specific skill, proper safety precautions?				15	
Notebook displays level of professionalism expected of the student(s) involved?				15	
Notebook shows originality and initiative project, reflects work qualified to advance to state?				15	
TOTAL POINTS AWARDED AT DISTRICT				200	
STATE LEVEL JUDGING CRITERIA				Points	Awarded
Project reflects clever adaptation of original/creative idea through the use of multiple techniques?					
At least 4 unique techniques & project fully demonstrates originality/intuition. (50)	At least 3, unique techniques & project shows some originality/intuition. (40)	Only 2 unique technique & project shows little originality/intuition. (30)	1 unique technique & project does not show originality/ intuition. (20)	50	
Project meets professional standards/appeal for industry: finish, neatness, appearance?					
Superior Quality, Finish, Appearance (50)	Excellent Quality, Finish, Appearance (40)	Good Quality, Finish, and Appearance (30)	OK Quality, Finish, and Appearance (20)	50	
Does the project indicate that considerable study and effort was spent on total design components such as: construction, assembly and/or arrangement?					
Spent obvious time & effort to complete. Looks impressive (50)	Spent time & effort to complete. Looks appealing (40)	Spent some time & effort to complete. Fairly appealing (30)	Spent little time & effort to complete. Not appealing (20)	50	
Oral Defense: student interview with judge, answer questions about execution and process				50	
TOTAL SCORE STATE (200 District and 200 State Total)				400	

* If an exhibit is rated less than qualified for state or superior, then judges should explain why below:

Score	DISTRICT
180 - 200	Qualified for State
160-179	Excellent
140-159	Good
Below 140	N/A

Score	STATE
360 - 400	Superior
320 – 359	Excellent
280 – 319	Very Good
0 - 279	N/A

District Registration Sticker Should Be Placed Here

State Registration Sticker Should Be Placed Here

COMPUTER MAINTENANCE JOB EXHIBIT

THIS DOCUMENT SHOULD BE THE 2nd ITEM IN YOUR NOTEBOOK

This project guide is for individual or group (2-5)

Categories

- Business
 - This should be a pre-planned computer production that is made from store bought components and parts.
 - The computer needs to have a specific work function, task, and/or audience in mind (CAD modeling, Server, Small business computer, cheap computer for Grandma)
 - Estimates, budgets, and pricing do matter.
 - \$3000 max on budget and required material lists (with receipts)

- Fantasy
 - This should be an innovative, reimagined computer production that is made from bought or donated components.
 - The computer needs to have a specific thematic construction and not be a typical computer case.
 - Designs, schematics, and craftsmanship do matter.
 - Suggested \$3000 max on budget and required material lists (with receipts)

COMPUTER MAINTENANCE JOB EXHIBIT RATING SHEET

* If an exhibit is rated less than qualified for state or superior, then judges should explain why below:

DISTRICT LEVEL JUDGING CRITERIA	Points	Awarded
Notebook contains: Cover sheet, Table of contents, Resume(s), Preface, Body, Tool list, Material list, Timeline photos, Bibliography, Completed documentation (5 points for ea)	50	
Notebook describes job, occupation, or skills accurately?	30	
Notebook meets project specifications/description submitted, evidence of work performed?	20	
Notebook photos meet standards of the occupation quality, finish, neatness, appearance?	20	
Notebooks shows project indicates study/effort expended in design, construction, assembly or arrangement?	10	
Narrative adequately explains steps taken in proper order, with documentation?	20	
Is the procedure documented typical of one found currently in the workplace?	5	
Photographs demonstrate the specific skill, proper safety precautions?	15	
Notebook displays level of professionalism expected of the student(s) involved?	15	
Notebook shows originality and initiative project, reflects work qualified to advance to state?	15	
TOTAL POINTS AWARDED AT DISTRICT	200	
STATE LEVEL JUDGING CRITERIA	Points	Awarded
Does the completed job fit the intended purpose of the project proposal?	10	
Does the project fit the thematic element described? Business or Fantasy	10	
Is the job functional and marketable for its intended audience?	10	
Is the design innovative and deviates from normal computer builds?	10	
What is the level of neatness and the quality of the work?	10	
Is the completed project aesthetically pleasing?	10	
Is there evidence of effort throughout the project's design?	10	
How would you rate the level of difficulty or complexity in the original design or proposal?	20	
Does the level of work in the project reflect the level of difficulty of the overall intended project?	20	
Does the operating system meet the needs of its intended audience? (20 points)	20	
Is the software and applications installed relevant for the project? (20 points)	20	
Oral Defense: student interview with judge, answer questions about execution and process	50	
TOTAL SCORE STATE (200 District and 200 State Total)	400	

Score	DISTRICT
180 - 200	Qualified for State
160-179	Excellent
140-159	Good
Below 140	N/A

Score	STATE
360 - 400	Superior
320 – 359	Excellent
280 – 319	Very Good
0 - 279	N/A

District Registration Sticker Should Be Placed Here

67 | Page

State Registration Sticker Should Be Placed Here

COSMETOLOGY JOB EXHIBITS

THIS DOCUMENT SHOULD BE THE 2nd ITEM IN YOUR NOTEBOOK

Purpose: To evaluate contestant's mastery of entry level job skills and to recognize outstanding students for excellence and professionalism in the specific cosmetology exhibit category.

Oversized projects will be disqualified. Do not put score sheets inside a sheet protector. The project base is not gradable.

Hair Project standard: Base 24" x 24" Height 24"

Nail Project Base 15" X 12" X Height 12"

Salon Dimensions: 24" x 36" max, 12" Height max per story, 2 story max

Rating Sheets for each specific category follow below:

- **Braiding:** Individual only. Entry-level job skills, excellence and professionalism in the field of Braiding and Hair Extensions
- **Day Evening:** Individual only. Entry-level job skills, excellence and professionalism in the field of hair design.
- **Fantasy:** Individual only. Entry-level job skills, creativity, excellence and professionalism in the field of hair design
- **Men's Classic Cut** Individual only. Entry-level job skills, excellence and professionalism in the field of field of men's classic cut
- **Men's Design Cut** Individual only. Entry-level job skills, creativity, excellence and professionalism in the field of field of men's design cut
- **Flat Nail Art** Individual only. Entry-level job skills, excellence and professionalism in the field of field of nail art, 5 nails only
- **Nail Art 3D** Individual only. Entry-level job skills, excellence and professionalism in the field of field of 3D nail art, 5 nails only
- **Salon Job Exhibit** Individual or team of 2. Entry-level job skills, excellence and professionalism in the field of field of entrepreneurship or salon business.
- **Women's Edge Cut & Color** Individual only. Entry-level job skills, excellence and professionalism in the field of field of women's edge cut and color

COSMETOLOGY – BRAIDING/HAIR EXTENSIONS JOB EXHIBIT RATING SHEET

DISTRICT LEVEL JUDGING CRITERIA	Points	Awarded
Notebook contains: Cover sheet, Table of contents, Resume(s), Preface, Body, Tool list, Material list, Timeline photos, Bibliography, Completed documentation (5 points for ea)	50	
Notebook describes job, occupation, or skills accurately?	30	
Notebook meets project specifications/description submitted, evidence of work performed?	20	
Notebook photos meet standards of the occupation quality, finish, neatness, appearance?	20	
Notebooks shows project indicates study/effort expended in design, construction, assembly or arrangement?	10	
Narrative adequately explains steps taken in proper order, with documentation?	20	
Is the procedure documented typical of one found currently in the workplace?	5	
Photographs demonstrate the specific skill, proper safety precautions?	15	
Notebook displays level of professionalism expected of the student(s) involved?	15	
Notebook shows originality and initiative project, reflects work qualified to advance to state?	15	
TOTAL POINTS AWARDED AT DISTRICT	200	
STATE LEVEL JUDGING CRITERIA	Points	Awarded
Design & Originality	50	
Smoothness	25	
Clean Uniform Partings	25	
Finished Style/ Technique	50	
Oral Defense: student interview with judge, answer questions about execution and process	50	
TOTAL SCORE STATE (200 District and 200 State Total)	400	

* If an exhibit is rated less than qualified for state or superior, then judges should explain why below:

Score	DISTRICT
180 - 200	Qualified for State
160-179	Excellent
140-159	Good
Below 140	N/A

Score	STATE
360 - 400	Superior
320 – 359	Excellent
280 – 319	Very Good
0 - 279	N/A

District Registration Sticker Should Be Placed Here



State Registration Sticker Should Be Placed Here

COSMETOLOGY-DAY & EVENING HAIR DESIGN JOB EXHIBIT RATING SHEET

DISTRICT LEVEL JUDGING CRITERIA	Points	Awarded
Notebook contains: Cover sheet, Table of contents, Resume(s), Preface, Body, Tool list, Material list, Timeline photos, Bibliography, Completed documentation (5 points for ea)	50	
Notebook describes job, occupation, or skills accurately?	30	
Notebook meets project specifications/description submitted, evidence of work performed?	20	
Notebook photos meet standards of the occupation quality, finish, neatness, appearance?	20	
Notebooks shows project indicates study/effort expended in design, construction, assembly or arrangement?	10	
Narrative adequately explains steps taken in proper order, with documentation?	20	
Is the procedure documented typical of one found currently in the workplace?	5	
Photographs demonstrate the specific skill, proper safety precautions?	15	
Notebook displays level of professionalism expected of the student(s) involved?	15	
Notebook shows originality and initiative project, reflects work qualified to advance to state?	15	
TOTAL POINTS AWARDED AT DISTRICT	200	
STATE LEVEL JUDGING CRITERIA	Points	Awarded
Design & Originality	50	
Smoothness	25	
Balance	25	
Overall Finished Style	50	
Oral Defense: student interview with judge, answer questions about execution and process	50	
TOTAL SCORE STATE (200 District and 200 State Total)	400	

* If an exhibit is rated less than qualified for state or superior, then judges should explain why below:

Score	DISTRICT
180 - 200	Qualified for State
160-179	Excellent
140-159	Good
Below 140	N/A

Score	STATE
360 - 400	Superior
320 – 359	Excellent
280 – 319	Very Good
0 - 279	N/A

District Registration Sticker Should Be Placed Here



State Registration Sticker Should Be Placed Here

COSMETOLOGY – FANTASY JOB EXHIBIT RATING SHEET

DISTRICT LEVEL JUDGING CRITERIA	Points	Awarded
Notebook contains: Cover sheet, Table of contents, Resume(s), Preface, Body, Tool list, Material list, Timeline photos, Bibliography, Completed documentation (5 points for ea)	50	
Notebook describes job, occupation, or skills accurately?	30	
Notebook meets project specifications/description submitted, evidence of work performed?	20	
Notebook photos meet standards of the occupation quality, finish, neatness, appearance?	20	
Notebooks shows project indicates study/effort expended in design, construction, assembly or arrangement?	10	
Narrative adequately explains steps taken in proper order, with documentation?	20	
Is the procedure documented typical of one found currently in the workplace?	5	
Photographs demonstrate the specific skill, proper safety precautions?	15	
Notebook displays level of professionalism expected of the student(s) involved?	15	
Notebook shows originality and initiative project, reflects work qualified to advance to state?	15	
TOTAL POINTS AWARDED AT DISTRICT	200	
STATE LEVEL JUDGING CRITERIA	Points	Awarded
Movement	50	
Smoothness	25	
Creativity	25	
Balanced	50	
Oral Defense: student interview with judge, answer questions about execution and process	50	
TOTAL SCORE STATE (200 District and 200 State Total)	400	

* If an exhibit is rated less than qualified for state or superior, then judges should explain why below:

Score	DISTRICT
180 - 200	Qualified for State
160-179	Excellent
140-159	Good
Below 140	N/A

Score	STATE
360 - 400	Superior
320 – 359	Excellent
280 – 319	Very Good
0 - 279	N/A

District Registration Sticker Should Be Placed Here



State Registration Sticker Should Be Placed Here

COSMETOLOGY – MEN’S CLASSIC CUT JOB EXHIBIT RATING SHEET

DISTRICT LEVEL JUDGING CRITERIA	Points	Awarded
Notebook contains: Cover sheet, Table of contents, Resume(s), Preface, Body, Tool list, Material list, Timeline photos, Bibliography, Completed documentation (5 points for ea)	50	
Notebook describes job, occupation, or skills accurately?	30	
Notebook meets project specifications/description submitted, evidence of work performed?	20	
Notebook photos meet standards of the occupation quality, finish, neatness, appearance?	20	
Notebooks shows project indicates study/effort expended in design, construction, assembly or arrangement?	10	
Narrative adequately explains steps taken in proper order, with documentation?	20	
Is the procedure documented typical of one found currently in the workplace?	5	
Photographs demonstrate the specific skill, proper safety precautions?	15	
Notebook displays level of professionalism expected of the student(s) involved?	15	
Notebook shows originality and initiative project, reflects work qualified to advance to state?	15	
TOTAL POINTS AWARDED AT DISTRICT	200	
STATE LEVEL JUDGING CRITERIA	Points	Awarded
Precision of/blending/tapering	50	
Clean Fade Neck Line/outline	25	
Detail of cut	25	
Finished Style	50	
Oral Defense: student interview with judge, answer questions about execution and process	50	
TOTAL SCORE STATE (200 District and 200 State Total)	400	

* If an exhibit is rated less than qualified for state or superior, then judges should explain why below:

Score	DISTRICT
180 - 200	Qualified for State
160-179	Excellent
140-159	Good
Below 140	N/A

Score	STATE
360 - 400	Superior
320 – 359	Excellent
280 – 319	Very Good
0 - 279	N/A

District Registration Sticker Should Be Placed Here



State Registration Sticker Should Be Placed Here

COSMETOLOGY - MEN'S DESIGN CUT JOB EXHIBIT RATING SHEET

DISTRICT LEVEL JUDGING CRITERIA	Points	Awarded
Notebook contains: Cover sheet, Table of contents, Resume(s), Preface, Body, Tool list, Material list, Timeline photos, Bibliography, Completed documentation (5 points for ea)	50	
Notebook describes job, occupation, or skills accurately?	30	
Notebook meets project specifications/description submitted, evidence of work performed?	20	
Notebook photos meet standards of the occupation quality, finish, neatness, appearance?	20	
Notebooks shows project indicates study/effort expended in design, construction, assembly or arrangement?	10	
Narrative adequately explains steps taken in proper order, with documentation?	20	
Is the procedure documented typical of one found currently in the workplace?	5	
Photographs demonstrate the specific skill, proper safety precautions?	15	
Notebook displays level of professionalism expected of the student(s) involved?	15	
Notebook shows originality and initiative project, reflects work qualified to advance to state?	15	
TOTAL POINTS AWARDED AT DISTRICT	200	
STATE LEVEL JUDGING CRITERIA	Points	Awarded
Creativity of Design	50	
Clean Lines / Fading	25	
Techniques/Tapering	25	
Overall Style	50	
Oral Defense: student interview with judge, answer questions about execution and process	50	
TOTAL SCORE STATE (200 District and 200 State Total)	400	

* If an exhibit is rated less than qualified for state or superior, then judges should explain why below:

Score	DISTRICT
180 - 200	Qualified for State
160-179	Excellent
140-159	Good
Below 140	N/A

Score	STATE
360 - 400	Superior
320 – 359	Excellent
280 – 319	Very Good
0 - 279	N/A

District Registration Sticker Should Be Placed Here



State Registration Sticker Should Be Placed Here

COSMETOLOGY – FLAT NAIL ART JOB EXHIBIT RATING SHEET

DISTRICT LEVEL JUDGING CRITERIA	Points	Awarded
Notebook contains: Cover sheet, Table of contents, Resume(s), Preface, Body, Tool list, Material list, Timeline photos, Bibliography, Completed documentation (5 points for ea)	50	
Notebook describes job, occupation, or skills accurately?	30	
Notebook meets project specifications/description submitted, evidence of work performed?	20	
Notebook photos meet standards of the occupation quality, finish, neatness, appearance?	20	
Notebooks shows project indicates study/effort expended in design, construction, assembly or arrangement?	10	
Narrative adequately explains steps taken in proper order, with documentation?	20	
Is the procedure documented typical of one found currently in the workplace?	5	
Photographs demonstrate the specific skill, proper safety precautions?	15	
Notebook displays level of professionalism expected of the student(s) involved?	15	
Notebook shows originality and initiative project, reflects work qualified to advance to state?	15	
TOTAL POINTS AWARDED AT DISTRICT	200	
STATE LEVEL JUDGING CRITERIA	Points	Awarded
Creativity of Design	50	
Detail of Application, verify no prohibited materials used	25	
Flow of Theme	25	
Overall Appearance of Display	50	
Oral Defense: student interview with judge, answer questions about execution and process	50	
TOTAL SCORE STATE (200 District and 200 State Total)	400	

The following are NOT allowed, if they are the project will be disqualified and not be judged:

- | | | |
|--|---|--|
| <ul style="list-style-type: none"> • GEMS • SKINS • FEATHERS • RHINESTONES • CRYSTALS • TRANSFER FOILS | <ul style="list-style-type: none"> • GLITTERS • THREADS • FABRICS • FOILS • BEADS • TAPES | <ul style="list-style-type: none"> • STAMPING PLATES • JEWELRY • DECALS • CAST MOLDING, • 3-DIMENSIONAL FORMS • STENCILS |
|--|---|--|

* If an exhibit is rated less than qualified for state or superior, then judges should explain why below:

Score	DISTRICT
180 - 200	Qualified for State
160-179	Excellent
140-159	Good
Below 140	N/A

Score	STATE
360 - 400	Superior
320 – 359	Excellent
280 – 319	Very Good
0 - 279	N/A

District Registration Sticker Should Be Placed Here



State Registration Sticker Should Be Placed Here

COSMETOLOGY – NAIL ART 3D JOB EXHIBIT RATING SHEET

DISTRICT LEVEL JUDGING CRITERIA	Points	Awarded
Notebook contains: Cover sheet, Table of contents, Resume(s), Preface, Body, Tool list, Material list, Timeline photos, Bibliography, Completed documentation (5 points for ea)	50	
Notebook describes job, occupation, or skills accurately?	30	
Notebook meets project specifications/description submitted, evidence of work performed?	20	
Notebook photos meet standards of the occupation quality, finish, neatness, appearance?	20	
Notebooks shows project indicates study/effort expended in design, construction, assembly or arrangement?	10	
Narrative adequately explains steps taken in proper order, with documentation?	20	
Is the procedure documented typical of one found currently in the workplace?	5	
Photographs demonstrate the specific skill, proper safety precautions?	15	
Notebook displays level of professionalism expected of the student(s) involved?	15	
Notebook shows originality and initiative project, reflects work qualified to advance to state?	15	
TOTAL POINTS AWARDED AT DISTRICT	200	
STATE LEVEL JUDGING CRITERIA	Points	Awarded
Creativity	50	
Detail of Application, no prohibited items used	25	
Clarity of Design	25	
Overall Appearance of Display	50	
Oral Defense: student interview with judge, answer questions about execution and process	50	
TOTAL SCORE STATE (200 District and 200 State Total)	400	

The following are NOT allowed, if they are used the project will be disqualified and not be judged:

- | | | |
|--|---|---|
| <ul style="list-style-type: none"> • GEMS • SKINS • FEATHERS • RHINESTONES • TRANSFER FOILS | <ul style="list-style-type: none"> • GLITTER • THREADS • FABRICS • FOILS • BEADS • TAPES • STAMPING PLATES | <ul style="list-style-type: none"> • CRYSTALS • JEWELRY • PAINTS • POLISH LACQUERS • GELS • MOLDS • STENCILS |
|--|---|---|

* If an exhibit is rated less than qualified for state or superior, then judges should explain why below:

Score	DISTRICT
180 - 200	Qualified for State
160-179	Excellent
140-159	Good
Below 140	N/A

Score	STATE
360 - 400	Superior
320 – 359	Excellent
280 – 319	Very Good
0 - 279	N/A



District Registration Sticker Should Be Placed Here

State Registration Sticker Should Be Placed Here

COSMETOLOGY – SALON JOB EXHIBIT RATING SHEET

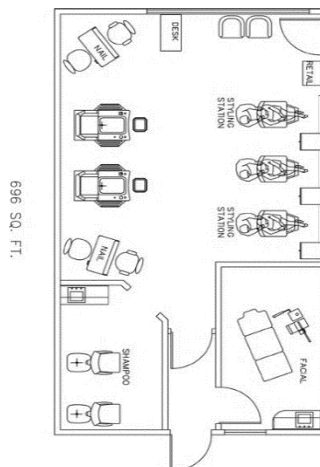
DISTRICT LEVEL JUDGING CRITERIA	Points	Awarded
Notebook contains: Cover sheet, Table of contents, Resume(s), Preface, Body, Tool list, Material list, Timeline photos, Bibliography, Completed documentation (5 points for ea)	50	
Notebook describes job, occupation, or skills accurately?	30	
Notebook meets project specifications/description submitted, evidence of work performed?	20	
Notebook photos meet standards of the occupation quality, finish, neatness, appearance?	20	
Notebooks shows project indicates study/effort expended in design, construction, assembly or arrangement?	10	
Narrative adequately explains steps taken in proper order, with documentation?	20	
Is the procedure documented typical of one found currently in the workplace?	5	
Photographs demonstrate the specific skill, proper safety precautions?	15	
Notebook displays level of professionalism expected of the student(s) involved?	15	
Notebook shows originality and initiative project, reflects work qualified to advance to state?	15	
TOTAL POINTS AWARDED AT DISTRICT	200	
STATE LEVEL JUDGING CRITERIA	Points	Awarded
Design & Originality	50	
Detail	25	
Construction	25	
Overall Model	50	
Oral Defense: student interview with judge, answer questions about execution and process	50	
TOTAL SCORE STATE (200 District and 200 State Total)	400	

* If an exhibit is rated less than qualified for state or superior, then judges should explain why below:

Score	DISTRICT
180 - 200	Qualified for State
160-179	Excellent
140-159	Good
Below 140	N/A

Score	STATE
360 - 400	Superior
320 – 359	Excellent
280 – 319	Very Good
0 - 279	N/A

District Registration Sticker Should Be Placed Here



State Registration Sticker Should Be Placed Here

COSMETOLOGY-WOMEN'S EDGE CUT & COLOR JOB EXHIBIT RATING SHEET

DISTRICT LEVEL JUDGING CRITERIA		Points	Awarded
Notebook contains: Cover sheet, Table of contents, Resume(s), Preface, Body, Tool list, Material list, Timeline photos, Bibliography, Completed documentation (5 points for ea)		50	
Notebook describes job, occupation, or skills accurately?		30	
Notebook meets project specifications/description submitted, evidence of work performed?		20	
Notebook photos meet standards of the occupation quality, finish, neatness, appearance?		20	
Notebooks shows project indicates study/effort expended in design, construction, assembly or arrangement?		10	
Narrative adequately explains steps taken in proper order, with documentation?		20	
Is the procedure documented typical of one found currently in the workplace?		5	
Photographs demonstrate the specific skill, proper safety precautions?		15	
Notebook displays level of professionalism expected of the student(s) involved?		15	
Notebook shows originality and initiative project, reflects work qualified to advance to state?		15	
TOTAL POINTS AWARDED AT DISTRICT		200	
STATE LEVEL JUDGING CRITERIA		Points	Awarded
Creativity		50	
Design/Cut		25	
Detail/Color		25	
Overall Style		50	
Oral Defense: student interview with judge, answer questions about execution and process		50	
TOTAL SCORE STATE (200 District and 200 State Total)		400	

* If an exhibit is rated less than qualified for state or superior, then judges should explain why below:

Score	DISTRICT
180 - 200	Qualified for State
160-179	Excellent
140-159	Good
Below 140	N/A

Score	STATE
360 - 400	Superior
320 – 359	Excellent
280 – 319	Very Good
0 - 279	N/A

District Registration Sticker Should Be Placed Here



State Registration Sticker Should Be Placed Here

CRIMINAL JUSTICE – CRIME SCENE MODEL JOB EXHIBIT

THIS DOCUMENT SHOULD BE THE 2nd ITEM IN YOUR NOTEBOOK

PURPOSE

The Criminal Justice Crime Scene Model is designed to encourage students currently enrolled in a criminal justice or law enforcement CTE program to enter a model of a crime scene **illustrating technical skills learned** in the criminal justice or law enforcement field.

Eligibility: Student currently enrolled in a criminal justice or law enforcement CTE Program. Each student will be permitted one entry in panel exhibit. This may be a team of 2 or individual display.

NOTE TO ADVISORS

Each chapter advisor will screen each member's model so that model submitted contains outstanding examples of technical skills related to their criminal justice or law enforcement Career and Technical Education program. Representations of deceased victims should be a one-dimensional outline. Any content deemed inappropriate for a school project will be disqualified.

RULES

1. The model should be no larger than 24" x 36" max 12" high per story
2. The model must contain 3 dimensional representations of a crime scene location.
3. In the body of the notebook a detailed step by step explanation of proper handling of the depicted crime scene should be included.
4. Models are to be student designed, arranged, and completed during the current school year in which the exhibit is to be displayed.
5. The panel will be judged on the standards listed in the score sheet.

Model Dimensions: 24" x 36" or smaller, 12" high max per story

CRIMINAL JUSTICE – CRIME SCENE MODEL JOB EXHIBIT RATING SHEET

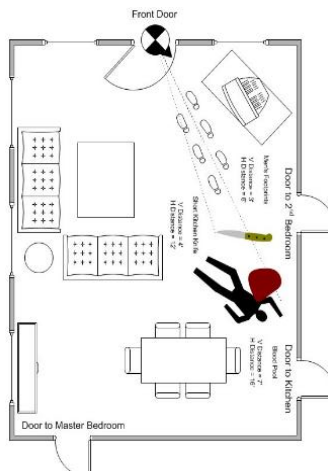
DISTRICT LEVEL JUDGING CRITERIA		Points	Awarded
Notebook contains: Cover sheet, Table of contents, Resume(s), Preface, Body, Tool list, Material list, Timeline photos, Bibliography, Completed documentation (5 points for ea)		50	
Notebook describes job, occupation, or skills accurately?		30	
Notebook meets project specifications/description submitted, evidence of work performed?		20	
Notebook photos meet standards of the occupation quality, finish, neatness, appearance?		20	
Notebooks shows project indicates study/effort expended in design, construction, assembly or arrangement?		10	
Narrative adequately explains steps taken in proper order, with documentation?		20	
Is the procedure documented typical of one found currently in the workplace?		5	
Photographs demonstrate the specific skill, proper safety precautions?		15	
Notebook displays level of professionalism expected of the student(s) involved?		15	
Notebook shows originality and initiative project, reflects work qualified to advance to state?		15	
TOTAL POINTS AWARDED AT DISTRICT		200	
STATE LEVEL JUDGING CRITERIA		Points	Awarded
Detail and Documentation		50	
Construction		25	
Proper Terminology and Equipment		25	
All steps in crime scene process depicted in model		50	
Oral Defense: student interview with judge, answer questions about execution and process		50	
TOTAL SCORE STATE (200 District and 200 State Total)		400	

* If an exhibit is rated less than qualified for state or superior, then judges should explain why below:

Score	DISTRICT
180 - 200	Qualified for State
160-179	Excellent
140-159	Good
Below 140	N/A

Score	STATE
360 - 400	Superior
320 – 359	Excellent
280 – 319	Very Good
0 - 279	N/A

District Registration Sticker Should Be Placed Here



State Registration Sticker Should Be Placed Here

CRIMINAL JUSTICE / LAW ENFORCEMENT DISPLAY PANEL JOB EXHIBIT

THIS DOCUMENT SHOULD BE THE 2nd ITEM IN YOUR NOTEBOOK

PURPOSE

The Criminal Justice Display Panel is designed to encourage students currently enrolled in a criminal justice or law enforcement CTE program to enter a display **describing a technical skill learned** in the criminal justice or law enforcement field.

Eligibility: Student currently enrolled in a criminal justice or law enforcement CTE Program. Each student will be permitted one entry in panel exhibit. This may be a team of 2 or individual display.

NOTE TO ADVISORS

Each chapter advisor will screen each member's panel so that member panels submitted contain outstanding examples of a technical skill related to their criminal justice or law enforcement Career and Technical Education program. Any content deemed inappropriate for a school project will be disqualified.

RULES

6. The panel shall be: a three-panel foam core or cardboard panel no larger than 30" by 60" that is self-supporting with **NO** electrical needs. No other props will be allowed, must fold flat.
7. The panel will consist of 10 or more photographs of the student-performing tasks associated with a specific skill learned in the laboratory class.
8. Typed Explanation of the logical steps in the process of the end product, the display panel, or steps taken to perform the skill being described on the panel. This may be on the panel itself or in the notebook.
9. Resume to be included in the notebook.
10. Panels are to be student designed, arranged, and completed during the current school year in which the exhibit is to be displayed.
11. Documentation will be attached according to the notebook requirements.
12. The panel will be judged on the standards listed in the score sheet.

a three-panel foam core or cardboard panel

- no larger than 36" by 60" that is
- self-supporting with
- **NO** electrical needs.
- No other props will be allowed,
- must fold flat.

CRIMINAL JUSTICE DISPLAY PANEL JOB EXHIBIT RATING SHEET

DISTRICT LEVEL JUDGING CRITERIA	Points	Awarded
Notebook contains: Cover sheet, Table of contents, Resume(s), Preface, Body, Tool list, Material list, Timeline photos, Bibliography, Completed documentation (5 points for ea)	50	
Notebook describes job, occupation, or skills accurately?	30	
Notebook meets project specifications/description submitted, evidence of work performed?	20	
Notebook photos meet standards of the occupation quality, finish, neatness, appearance?	20	
Notebooks shows project indicates study/effort expended in design, construction, assembly or arrangement?	10	
Narrative adequately explains steps taken in proper order, with documentation?	20	
Is the procedure documented typical of one found currently in the workplace?	5	
Photographs demonstrate the specific skill, proper safety precautions?	15	
Notebook displays level of professionalism expected of the student(s) involved?	15	
Notebook shows originality and initiative project, reflects work qualified to advance to state?	15	
TOTAL POINTS AWARDED AT DISTRICT	200	
STATE LEVEL JUDGING CRITERIA	Points	Awarded
Exhibit Construction – Layout Esthetically Pleasing	30	
Neatness of the panel	40	
Originality	40	
Technical skill displayed is typical to the Criminal Justice/Law Enforcement field	40	
Oral Defense: student interview with judge, answer questions about execution and process	50	
TOTAL SCORE STATE (200 District and 200 State Total)	400	

* If an exhibit is rated less than qualified for state or superior, then judges should explain why below:

Score	DISTRICT
180 - 200	Qualified for State
160-179	Excellent
140-159	Good
Below 140	N/A

Score	STATE
360 - 400	Superior
320 – 359	Excellent
280 – 319	Very Good
0 - 279	N/A

District Registration Sticker Should Be Placed Here

State Registration Sticker Should Be Placed Here

CULINARY/BAKED GOOD JOB EXHIBIT

THIS DOCUMENT SHOULD BE THE 2nd ITEM IN YOUR NOTEBOOK

This is an individual only job exhibit.

ELIGIBILITY

Student must be currently enrolled in Hospitality and Tourism Pathway course. Projects are to be student designed, arranged, and completed during the current school year in which the exhibit is to be submitted for judging.

PURPOSE

To allow student the ability express creativity with culinary presentation, baked goods and to enter a display describing the skills learned during project creation. i.e. spun sugar, breads, pies, cupcakes.

RULES

1. The project will consist of a photo panel with a minimum of 10 photographs of the student-performed tasks, photos should be taken of every task completed for the project.
2. Notebook description is found in this document titled Job Exhibit Notebook. The project notebook should demonstrate core academic abilities. The student should demonstrate the use of proper English, Math, and Science in the project. Academics should be a major emphasis in the notebook
3. The project shall be displayed in an area that is no larger than 2' x 2' area on table. If project exceeds given dimensions it will not be displayed.
4. Projects are to be student designed, arranged, and completed during the current school year in which the exhibit is to be displayed.
5. Job Exhibit notebook score sheets with registration stickers attached and district qualifying stamp along with project score sheet below with state registration sticker attached must be in the notebook.
6. The final product described in the photos should be displayed with the panel.
7. The project will be judged as indicated on the rating sheet.

NOTE TO ADVISORS

- Pictures must show face and hands together of actual students creating the project.
- Creations must be edible
- Any content deemed inappropriate for a secondary school project, will be disqualified.
- Any component of the project that is not edible will not be judged.

CULINARY/BAKED GOODS JOB EXHIBIT RATING SHEET

DISTRICT LEVEL JUDGING CRITERIA				Points	Awarded
Notebook contains: Cover sheet, Table of contents, Resume(s), Preface, Body, Tool list, Material list, Timeline photos, Bibliography, Completed documentation (5 points for ea)				50	
Notebook describes job, occupation, or skills accurately?				30	
Notebook meets project specifications/description submitted, evidence of work performed?				20	
Notebook photos meet standards of the occupation quality, finish, neatness, appearance?				20	
Notebooks shows project indicates study/effort expended in design, construction, assembly or arrangement?				10	
Narrative adequately explains steps taken in proper order, with documentation?				20	
Is the procedure documented typical of one found currently in the workplace?				5	
Photographs demonstrate the specific skill, proper safety precautions?				15	
Notebook displays level of professionalism expected of the student(s) involved?				15	
Notebook shows originality and initiative project, reflects work qualified to advance to state?				15	
TOTAL POINTS AWARDED AT DISTRICT				200	
STATE LEVEL JUDGING CRITERIA				Points	Awarded
Project reflects clever adaptation of original/creative idea through the use of multiple techniques?				20	
At least 3 unique techniques & project fully demonstrates originality/intuition. (50)	At least 3, unique techniques & project shows some originality/intuition. (40)	Only 2 unique technique & project shows little originality/intuition. (30)	1 unique technique & project does not show originality/ intuition. (20)	20	
Project meets professional standards/appeal for industry: finish, neatness, appearance?				20	
Superior Quality, Finish, and Appearance (50)	Excellent Quality, Finish, and Appearance (40)	Good Quality, Finish, and Appearance (30)	OK Quality, Finish, and Appearance (20)	20	
Does the project indicate that considerable study and effort was spent on total design components such as: construction, assembly and/or arrangement?				20	
Spent obvious time & effort to complete. Looks impressive (50)	Spent time & effort to complete. Looks appealing (40)	Spent some time & effort to complete. Fairly appealing (30)	Spent little time & effort to complete. Not appealing (20)	20	
Oral Defense: student interview with judge, answer questions about execution and process				50	
TOTAL SCORE STATE (200 District and 200 State Total)				400	

* If an exhibit is rated less than qualified for state or superior, then judges should explain why below:

Score	DISTRICT
180 - 200	Qualified for State
160-179	Excellent
140-159	Good
Below 140	N/A

Score	STATE
360 - 400	Superior
320 – 359	Excellent
280 – 319	Very Good
0 - 279	N/A

District Registration Sticker Should Be Placed Here

83 | Page

State Registration Sticker Should Be Placed Here

8/30/2024 12:04:56 PM updated

CULINARY – RESTAURANT MODEL JOB EXHIBIT

THIS DOCUMENT SHOULD BE THE 2nd ITEM IN YOUR NOTEBOOK

PURPOSE: The Culinary Restaurant Model job exhibit is designed to encourage students currently enrolled in a culinary CTE program to enter a display *illustrating a working kitchen and service space from skills learned* in the program courses.

Eligibility: Student currently enrolled in a culinary CTE Program. Each student will be permitted one entry in panel exhibit. This may be a team of 2 or individual display.

NOTE TO ADVISORS: Each chapter advisor will screen each member's model so that the model submitted contain examples of a skills related to their culinary Career and Technical Education program. Any content deemed inappropriate for a school project will be disqualified.

RULES

1. The model must be no larger than 24" x 36" no more than 12" in height per story.
2. The model must contain 3 dimensional representations of the prep and service spaces.
3. Sample business plan in the body of the notebook containing:
 - a. Name of Business
 - b. Business Concept
 - c. Organization Chart
 - d. Operations Budget
 - e. Logo
 - f. Target Market with 1 specific idea for attracting new customers
 - i. Social media is a medium – not content. Must show the actual content.
 - g. Sample Menu
 - i. Minimum of 12 items (beverages do not count)
 - ii. Design must reflect style of business
 - iii. Must be original work.
 - h. Interior & Design
 - i. Pictures of Uniforms for front and back of house
 - ii. Explain the flow of the restaurant
 - iii. Explain and elaborate on the model and why specific choices were made in the design process.
4. Models are to be student designed, arranged, and completed during the current school year in which the exhibit is to be displayed.
5. No registered trademarks or logos allowed, penalty for showing images of logos or trademarks in model.
6. Work must be completed within school year, starting no earlier than Aug 1st
7. The panel will be judged on the standards listed in the score sheet.

Model Dimensions: 24" x 36" or smaller, max 12" in height per story, max 24

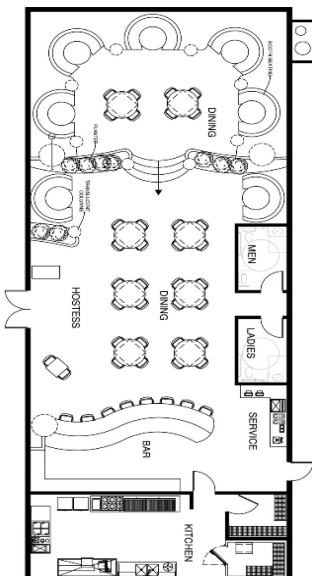
CULINARY – RESTAURANT MODEL JOB EXHIBIT RATING SHEET

DISTRICT LEVEL JUDGING CRITERIA	Points	Awarded
Notebook contains: Cover sheet, Table of contents, Resume(s), Preface, Body, Tool list, Material list, Timeline photos, Bibliography, Completed documentation (5 points for ea)	50	
Notebook describes job, occupation, or skills accurately?	30	
Notebook meets project specifications/description submitted, evidence of work performed?	20	
Notebook photos meet standards of the occupation quality, finish, neatness, appearance?	20	
Notebooks shows project indicates study/effort expended in design, construction, assembly or arrangement?	10	
Narrative adequately explains steps taken in proper order, with documentation?	20	
Is the procedure documented typical of one found currently in the workplace?	5	
Photographs demonstrate the specific skill, proper safety precautions?	15	
Notebook displays level of professionalism expected of the student(s) involved?	15	
Notebook shows originality and initiative project, reflects work qualified to advance to state?	15	
TOTAL POINTS AWARDED AT DISTRICT	200	
STATE LEVEL JUDGING CRITERIA	Points	Awarded
Design & Originality	40	
Detail/Construction of model	40	
Business Plan Complete	40	
Budget, Marketing, Menu Align	30	
Oral Defense: student interview with judge, answer questions about execution and process	50	
PENALTY: use of registered logos or trademarks in design	-10	Per instance
TOTAL SCORE STATE (200 District and 200 State Total)	400	

* If an exhibit is rated less than qualified for state or superior, then judges should explain why below:

Score	DISTRICT
180 - 200	Qualified for State
160-179	Excellent
140-159	Good
Below 140	N/A

District Registration Sticker Should Be Placed Here



Score	STATE
360 - 400	Superior
320 – 359	Excellent
280 – 319	Very Good
0 - 279	N/A

State Registration Sticker Should Be Placed Here

DIGITAL ILLUSTRATION JOB EXHIBIT

THIS DOCUMENT SHOULD BE THE 2nd ITEM IN YOUR NOTEBOOK

Purpose

A digital illustration job exhibit is a custom drawn illustration created through the use of digital tools to generate art directly from the artist's hand, usually through a pointing device such as a tablet or a mouse.

****This job exhibit should NOT include a company, product or event. This should not be an Advertisement.**

Specifications

- Entries must be started and completed during the current school year, beginning no earlier than August 1st.
- All content must be original
- Entry created by only one individual
- May submit only one image
- Each exhibit must include a notebook secured in a binder or folder.
- Notebook shows the creative process and sketches to demonstrate the skill of the artist

Elements & Principles of Design

Each entry should consider and apply basic elements and principles of design, including any of the following:

- Elements: line, shape, color, texture, pattern, value, form
- Principles: contrast, alignment, repetition, proximity, balance, unity, emphasis, rhythm, and proportion

Dimensions

Each submission or print may fill a space no larger than 2' x 2' x 3' when displayed, including matting and display stands.

DIGITAL ILLUSTRATION JOB EXHIBIT RATING SHEET

DISTRICT LEVEL JUDGING CRITERIA	Points	Awarded
Notebook contains: Cover sheet, Table of contents, Resume(s), Preface, Body, Tool list, Material list, Timeline photos, Bibliography, Completed documentation (5 points for ea)	50	
Notebook describes job, occupation, or skills accurately?	30	
Notebook meets project specifications/description submitted, evidence of work performed?	20	
Notebook photos meet standards of the occupation quality, finish, neatness, appearance?	20	
Notebooks shows project indicates study/effort expended in design, construction, assembly or arrangement?	10	
Narrative adequately explains steps taken in proper order, with documentation?	20	
Is the procedure documented typical of one found currently in the workplace?	5	
Photographs demonstrate the specific skill, proper safety precautions?	15	
Notebook displays level of professionalism expected of the student(s) involved?	15	
Notebook shows originality and initiative project, reflects work qualified to advance to state?	15	
TOTAL POINTS AWARDED AT DISTRICT	200	
STATE LEVEL JUDGING CRITERIA	Points	Awarded
Clarity of Message: Subject matter appropriate, timely, well planned, clear intent/ theme?	30	
Creativity and Originality: Creative thought or an original idea? Initiative and/or ingenuity?	40	
Impact: How well does the entry capture the attention of the viewer or target?	30	
Composition incorporates elements and principles of design: Does the use of line, texture, pattern, form, contrast, color, balance etc. enhance the entry?	30	
Skill and Technique: How well is the technical ability of the artist highlighted?	30	
Production Quality/Presentation: Does the quality of the entry and workmanship enhance the final appearance of the work: matting and overall neatness of the final project and notebook.	20	
Oral Defense: student interview with judge, answer questions about execution and process	50	
Copyrighted Material PENALTY: All content must be original OR royalty free	-20	
Dimensions PENALTY: Entry must fit within a 2' x 2' x 3' space when displayed	-10	
TOTAL SCORE STATE (200 District and 200 State Total)	400	

* If an exhibit is rated less than qualified for state or superior, then judges should explain why below:

Score	DISTRICT
180 - 200	Qualified for State
160-179	Excellent
140-159	Good
Below 140	N/A

Score	STATE
360 - 400	Superior
320 – 359	Excellent
280 – 319	Very Good
0 - 279	N/A

District Registration Sticker Should Be Placed Here

State Registration Sticker Should Be Placed Here

DIGITAL IMAGE MANIPULATION JOB EXHIBIT

THIS DOCUMENT SHOULD BE THE 2nd ITEM IN YOUR NOTEBOOK

Purpose: A digital image manipulation job exhibit is an image that has been digitally edited through technical and creative techniques to apply subtle alterations to an individual image or composite of several images. Edits may include various techniques, including adjustments to color balance or contrast or more complex changes like overlaying a head onto a different body or changing a sign's text. The resulting image may have little or no resemblance to the photo (or photos in the case of compositing) from which it originated. This job exhibit should NOT include a company, product or event.

Categories: Entries may fall into one of the following categories:

1. Technical Retouching

Generally, for photo restoration or enhancement, which may involve the adjustment of colors, contrast, white balance (i.e. gradational retouching) sharpness, and the removal of noise, elements or visible flaws on skin or materials.

2. Creative Manipulation

Creative manipulation could be developed as an art form or for commercial use in fashion, beauty or advertising photography. A large part of creative manipulation can include image compositing whereby the digital artist uses Multiple photos to create a single image, such as changing the background of an image. This kind of image composition is widely used when conventional photography would be technically too difficult or impossible to shoot on location or in studio.

Specifications

- Entries must be started and completed during the current school year, beginning no earlier than August 1st.
- All content must be original
- Entry created by only one individual
- May submit only one image
- Each exhibit must include a notebook secured in a binder or folder.
- Notebook should show the progression from original to final

Elements & Principles of Design

Each entry should consider and apply basic elements and principles of design, including any of the following:

- Elements: line, shape, color, texture, pattern, value, form
- Principles: contrast, alignment, repetition, proximity, balance, unity, emphasis, rhythm, and proportion.

Dimensions Each submission or print may fill a space no larger than 2' x 2' x 3' when displayed, including matting and display stands.

DIGITAL IMAGE MANIPULATION JOB EXHIBIT RATING SHEET

DISTRICT LEVEL JUDGING CRITERIA	Points	Awarded
Notebook contains: Cover sheet, Table of contents, Resume(s), Preface, Body, Tool list, Material list, Timeline photos, Bibliography, Completed documentation (5 points for ea)	50	
Notebook describes job, occupation, or skills accurately?	30	
Notebook meets project specifications/description submitted, evidence of work performed?	20	
Notebook photos meet standards of the occupation quality, finish, neatness, appearance?	20	
Notebooks shows project indicates study/effort expended in design, construction, assembly or arrangement?	10	
Narrative adequately explains steps taken in proper order, with documentation?	20	
Is the procedure documented typical of one found currently in the workplace?	5	
Photographs demonstrate the specific skill, proper safety precautions?	15	
Notebook displays level of professionalism expected of the student(s) involved?	15	
Notebook shows originality and initiative project, reflects work qualified to advance to state?	15	
TOTAL POINTS AWARDED AT DISTRICT	200	
STATE LEVEL JUDGING CRITERIA	Points	Awarded
Clarity of Message: Subject matter appropriate, timely, well planned, clear intent/ theme?	30	
Creativity and Originality: Creative thought or an original idea? Initiative and/or ingenuity?	40	
Impact: How well does the entry capture the attention of the viewer or target?	30	
Composition incorporates elements and principles of design: Does the use of line, texture, pattern, form, contrast, color, balance etc. enhance the entry?	30	
Skill and Technique: How well is the technical ability of the artist highlighted?	30	
Production Quality/Presentation: Does the quality of the entry and workmanship enhance the final appearance of the work: matting and overall neatness of the final project and notebook.	20	
Oral Defense: student interview with judge, answer questions about execution and process	50	
Copyrighted Material PENALTY: All content must be original OR royalty free	-20	
Dimensions PENALTY: Entry must fit within a 2' x 2' x 3' space when displayed	-10	
TOTAL SCORE STATE (200 District and 200 State Total)	400	

* If an exhibit is rated less than qualified for state or superior, then judges should explain why below:

Score	DISTRICT
180 - 200	Qualified for State
160-179	Excellent
140-159	Good
Below 140	N/A

Score	STATE
360 - 400	Superior
320 – 359	Excellent
280 – 319	Very Good
0 - 279	N/A

District Registration Sticker Should Be Placed Here

State Registration Sticker Should Be Placed Here

DRAFTING JOB EXHIBITS

THIS DOCUMENT SHOULD BE THE 2nd ITEM IN YOUR NOTEBOOK

All contest drawings should contain the elements of professional drawings, such as title blocks and scales.

Drafting Plan will include:

1. COVER SHEET - Use a perspective or diametric elevation drawing of the house - NOT a school logo. The student's name and school should be on the lower right corner for easy identification.
2. SITE PLAN - Show information about the size of the lot, survey bearings, and the setbacks on all four sides. The roof plan may be used to show the house, but the dimensions should be to the walls not the roof overhang. All sidewalks, driveways and concrete or special features must be dimensioned and labeled.
3. FLOOR PLAN - Show all interior and exterior dimensions sufficient to frame the house. Notes and labels should be placed on all rooms, features, and appliances, plus door and window tags or symbols. Judges like a north arrow placed on this drawing to indicate understanding of passive solar siting. The plan should show evidence of the student's drafting skills and understanding of good design.
4. ELEVATIONS - Four elevations with identifying labels on each, dimensions for grade, line first floor line, ceiling height, second floor line, ceiling height etc. Identify materials on roof and walls, and show roof pitch symbols.
5. ROOF PLAN - Must match elevations and plan. Plan must show details related to roof materials, pitch, overhang, etc.
6. FOUNDATION - Slabs: show perimeter and interior beams, use correct line types, dimensions, labels, and sections. Pier and beam: show pier locations, dimensions, and label the beam materials, size and length. Show detail drawings of slab sections or of piers with dimensions and notes.
7. WINDOW & DOOR SCHEDULE - This may be a chart of sizes and details, or a graphic that shows the doors and windows illustrated on the elevations, sample drawings of interior doors, and the garage doors. Schedule should be accurate and complete. If a graphic is used, show dimension of distance above the floor for windows. Details about the frame, number of panes, and energy efficiency features may be listed below each window. All windows and doors should refer to symbols on the floor plan.

Electric Plan and Wall Sections are no longer required items. These items may be included but will not be graded.

Architectural Modeling: Individual, Multiple, Chapter

Civil Engineering: Individual, Multiple

Computer Aided Architectural: Individual, Multiple

Computer Aided Technical: Individual, Multiple

Technical Illustration: Individual

- Drawing represent the industry standard definition of Technical Illustration (“A pictorial drawing that provides technical information using visual methods)
- Does the drawing include the use of any of the following: charts, graphs, schematics, flowchart diagrams, or circuit layouts?
- Is the drawing title block and drawing information present?
- Are supporting Notations of Material Type or Location distances (some dimensions) present?
- Is there supporting documentation about where the student got the plans, time to complete the drawing, and type of software used.

DRAFTING - ARCHITECTURAL MODELING JOB EXHIBIT RATING SHEET

DISTRICT LEVEL JUDGING CRITERIA	Points	Awarded
Notebook contains: Cover sheet, Table of contents, Resume(s), Preface, Body, Tool list, Material list, Timeline photos, Bibliography, Completed documentation (5 points for ea)	50	
Notebook describes job, occupation, or skills accurately?	30	
Notebook meets project specifications/description submitted, evidence of work performed?	20	
Notebook photos meet standards of the occupation quality, finish, neatness, appearance?	20	
Notebooks shows project indicates study/effort expended in design, construction, assembly or arrangement?	10	
Narrative adequately explains steps taken in proper order, with documentation?	20	
Is the procedure documented typical of one found currently in the workplace?	5	
Photographs demonstrate the specific skill, proper safety precautions?	15	
Notebook displays level of professionalism expected of the student(s) involved?	15	
Notebook shows originality and initiative project, reflects work qualified to advance to state?	15	
TOTAL POINTS AWARDED AT DISTRICT	200	
STATE LEVEL JUDGING CRITERIA	Points	Awarded
Job Occupation What is the level of originality of the work?	30	
Job Occupation What is the level of creativity of the project?	30	
Craftsmanship : What is the level of neatness and the quality of work?	10	
Craftsmanship : Is the completed project aesthetically pleasing?	10	
Craftsmanship : Is there evidence of effort throughout the project's design?	10	
Complexity : Rate the level of difficulty or complexity in the original design or proposal?	15	
Complexity : Level of work in project reflect the level of difficulty of the overall intended project?	15	
Base Model : Does the project base have contours?	10	
Base Model : Are the contours cut clean and smoothly?	10	
Base Model : Are the contours designed to flow from one level to the next?	10	
Oral Defense : student interview with judge, answer questions about execution and process	50	
TOTAL SCORE STATE (200 District and 200 State Total)	400	

* If an exhibit is rated less than qualified for state or superior, then judges should explain why below:

Score	DISTRICT
180 - 200	Qualified for State
160-179	Excellent
140-159	Good
Below 140	N/A

Score	STATE
360 - 400	Superior
320 – 359	Excellent
280 – 319	Very Good
0 - 279	N/A

District Registration Sticker Should Be Placed Here

91 | Page

State Registration Sticker Should Be Placed Here

DRAFTING CIVIL ENGINEERING JOB EXHIBIT RATING SHEET

DISTRICT LEVEL JUDGING CRITERIA	Points	Awarded
Notebook contains: Cover sheet, Table of contents, Resume(s), Preface, Body, Tool list, Material list, Timeline photos, Bibliography, Completed documentation (5 points for ea)	50	
Notebook describes job, occupation, or skills accurately?	30	
Notebook meets project specifications/description submitted, evidence of work performed?	20	
Notebook photos meet standards of the occupation quality, finish, neatness, appearance?	20	
Notebooks shows project indicates study/effort expended in design, construction, assembly or arrangement?	10	
Narrative adequately explains steps taken in proper order, with documentation?	20	
Is the procedure documented typical of one found currently in the workplace?	5	
Photographs demonstrate the specific skill, proper safety precautions?	15	
Notebook displays level of professionalism expected of the student(s) involved?	15	
Notebook shows originality and initiative project, reflects work qualified to advance to state?	15	
TOTAL POINTS AWARDED AT DISTRICT	200	
STATE LEVEL JUDGING CRITERIA	Points	Awarded
Cover Sheet: A cover sheet has been included with the drawing	10	
Subdivision Layout: Proper drafting technique has been used to draw the subdivision. A legend, scale and legal description has been included, lots and blocks, roadways, easements, etc., are included in the drawing.	20	
Linework and Symbology: Proper line weights and line types have been utilized throughout the Subdivision, symbols are correct scale and symbology is accurately depicting features.	50	
Annotation and Dimensions: All appropriate annotations and dimensions have been included throughout the survey, including all bearing and distances, easements, ROWs, road names and lot / block numbers. All text is also located in the correct areas and in the correct directions.	40	
Scale: Drawing, annotation, dimensions, line types and symbols have been scaled correctly and with an appropriate scale.	20	
Legibility and Professionalism: Text, annotation and dimensions are easily identified and are legible. Drawing looks professional and clean, does not look cluttered	10	
Oral Defense: student interview with judge, answer questions about execution and process	50	
TOTAL SCORE STATE (200 District and 200 State Total)	400	

* If an exhibit is rated less than qualified for state or superior, then judges should explain why below:

Score	DISTRICT
180 - 200	Qualified for State
160-179	Excellent
140-159	Good
Below 140	N/A

Score	STATE
360 - 400	Superior
320 – 359	Excellent
280 – 319	Very Good
0 - 279	N/A

District Registration Sticker Should Be Placed Here

State Registration Sticker Should Be Placed Here

DRAFTING CAD ARCHITECTURAL JOB EXHIBIT RATING SHEET

DISTRICT LEVEL JUDGING CRITERIA	Points	Awarded
Notebook contains: Cover sheet, Table of contents, Resume(s), Preface, Body, Tool list, Material list, Timeline photos, Bibliography, Completed documentation (5 points for ea)	50	
Notebook describes job, occupation, or skills accurately?	30	
Notebook meets project specifications/description submitted, evidence of work performed?	20	
Notebook photos meet standards of the occupation quality, finish, neatness, appearance?	20	
Notebooks shows project indicates study/effort expended in design, construction, assembly or arrangement?	10	
Narrative adequately explains steps taken in proper order, with documentation?	20	
Is the procedure documented typical of one found currently in the workplace?	5	
Photographs demonstrate the specific skill, proper safety precautions?	15	
Notebook displays level of professionalism expected of the student(s) involved?	15	
Notebook shows originality and initiative project, reflects work qualified to advance to state?	15	
TOTAL POINTS AWARDED AT DISTRICT	200	
STATE LEVEL JUDGING CRITERIA	Points	Awarded
Cover Sheet: Perspective or diametric elevation drawing of the house	10	
SITE PLAN: Shows legal description, the size of the lot and/or survey bearings, Location of the house on the lot shown with setback dimensions on all sides, Shows dimensions of all sidewalks, driveways, concrete, or special features, Labels identify features and help clarify the drawing	20	
FLOOR PLAN: Contain elements of good design and meet industry standards, Shows all interior and exterior dimensions needed to build the house, Labels should be placed on all rooms, doors, windows, features, and appliances, Notes are readable and help explain the features, materials, and construction	30	
ELEVATIONS: Each view labeled and show dimensions for grade, floor lines, roof pitch, etc Front, Rear, Left Right	20	
ROOF PLAN: Must match elevations/plan, shows details related to roof materials, pitch, overhang, etc.	10	
FOUNDATION PLAN, SLAB, PIER AND BEAM: Shows perimeter & interior beam locations, uses correct line types, Dimensions are readable and organized, Labels identify sizes and types of materials, Section views are evident and correctly drawn. Pier locations are shown and dimensioned, Beams and joists are shown in proper position and quantity, Labels indicate materials (wood, engineered wood, etc.), sizes and length. Shows a Detailed drawing of piers with dimensions and notes	50	
WINDOW & DOOR SCHEDULE chart or graphic, shows details, and references the symbols on floor plan	10	
Oral Defense: student interview with judge, answer questions about execution and process	50	
TOTAL SCORE STATE (200 District and 200 State Total)	400	

* If an exhibit is rated less than qualified for state or superior, then judges should explain why below:

Score	DISTRICT
180 - 200	Qualified for State
160-179	Excellent
140-159	Good
Below 140	N/A

Score	STATE
360 - 400	Superior
320 – 359	Excellent
280 – 319	Very Good
0 - 279	N/A

District Registration Sticker Should Be Placed Here

93 | Page

State Registration Sticker Should Be Placed Here

8/30/2024 12:04:56 PM updated

DRAFTING COMPUTER AIDED TECHNICAL JOB EXHIBIT RATING SHEET

DISTRICT LEVEL JUDGING CRITERIA	Points	Awarded
Notebook contains: Cover sheet, Table of contents, Resume(s), Preface, Body, Tool list, Material list, Timeline photos, Bibliography, Completed documentation (5 points for ea)	50	
Notebook describes job, occupation, or skills accurately?	30	
Notebook meets project specifications/description submitted, evidence of work performed?	20	
Notebook photos meet standards of the occupation quality, finish, neatness, appearance?	20	
Notebooks shows project indicates study/effort expended in design, construction, assembly or arrangement?	10	
Narrative adequately explains steps taken in proper order, with documentation?	20	
Is the procedure documented typical of one found currently in the workplace?	5	
Photographs demonstrate the specific skill, proper safety precautions?	15	
Notebook displays level of professionalism expected of the student(s) involved?	15	
Notebook shows originality and initiative project, reflects work qualified to advance to state?	15	
TOTAL POINTS AWARDED AT DISTRICT	200	
STATE LEVEL JUDGING CRITERIA	Points	Awarded
Does the job meet the standards of the occupation as to quality, finish, neatness and is it pleasing in its appearance?	20	
Assembled Drawing <i>The assembled drawing may be included as part of write-up if desired</i>	10	
Scaled Pictorial Drawing: With <u>Parts List</u> that includes but not limited to: Part Number, Part Name, Amount Required, Type of Material used Drawing may be drawn in exploder isometric, exploded 3D, exploded axonometric, assembled orthographic or other type of pictorial showing how the bubbled parts fit or come together.	30	
Orthographic (<i>Bubbled Multiple-View</i>) drawing of each peace	50	
Does the job show adequate evidence of work performed.	20	
Does the job show initiative, study, and/or ingenuity on the part of the contestant?	20	
Oral Defense: student interview with judge, answer questions about execution and process	50	
TOTAL SCORE STATE (200 District and 200 State Total)	400	

* If an exhibit is rated less than qualified for state or superior, then judges should explain why below:

Score	DISTRICT
180 - 200	Qualified for State
160-179	Excellent
140-159	Good
Below 140	N/A

Score	STATE
360 - 400	Superior
320 – 359	Excellent
280 – 319	Very Good
0 - 279	N/A

District Registration Sticker Should Be Placed Here

State Registration Sticker Should Be Placed Here

DRAFTING TECHNICAL ILLUSTRATION JOB EXHIBIT RATING SHEET

DISTRICT LEVEL JUDGING CRITERIA	Points	Awarded
Notebook contains: Cover sheet, Table of contents, Resume(s), Preface, Body, Tool list, Material list, Timeline photos, Bibliography, Completed documentation (5 points for ea)	50	
Notebook describes job, occupation, or skills accurately?	30	
Notebook meets project specifications/description submitted, evidence of work performed?	20	
Notebook photos meet standards of the occupation quality, finish, neatness, appearance?	20	
Notebooks shows project indicates study/effort expended in design, construction, assembly or arrangement?	10	
Narrative adequately explains steps taken in proper order, with documentation?	20	
Is the procedure documented typical of one found currently in the workplace?	5	
Photographs demonstrate the specific skill, proper safety precautions?	15	
Notebook displays level of professionalism expected of the student(s) involved?	15	
Notebook shows originality and initiative project, reflects work qualified to advance to state?	15	
TOTAL POINTS AWARDED AT DISTRICT	200	
STATE LEVEL JUDGING CRITERIA	Points	Awarded
Does the drawing represent the industry standard definition of Technical Illustration (“A pictorial drawing that provides technical information using visual methods	50	
Does the drafter use proper pictorial methods for a technical illustration (Oblique, Isometric, or Perspective)?	20	
Does the drawing include the use of any of the following: charts, graphs, schematics, flowchart diagrams, or circuit layouts	20	
Is the drawing title block and drawing information present?	20	
Supporting Notations of Material Type or Location distances (<u>some</u> dimensions) present?	20	
Is there supporting documentation about where the student got the plans, time to complete the drawing, and type of software used.	20	
Oral Defense: student interview with judge, answer questions about execution and process	50	
TOTAL SCORE STATE (200 District and 200 State Total)	400	

* If an exhibit is rated less than qualified for state or superior, then judges should explain why below:

Score	DISTRICT
180 - 200	Qualified for State
160-179	Excellent
140-159	Good
Below 140	N/A

Score	STATE
360 - 400	Superior
320 – 359	Excellent
280 – 319	Very Good
0 - 279	N/A

District Registration Sticker Should Be Placed Here

State Registration Sticker Should Be Placed Here

ELECTRICAL TRADES JOB EXHIBITS

THIS DOCUMENT SHOULD BE THE 2nd ITEM IN YOUR NOTEBOOK

Purpose:

To evaluate each contestant's preparation for employment and to recognize outstanding students for excellence and professionalism in the field of electrical trades

Eligibility:

Open to active SkillsUSA members enrolled in programs with electrical trades as the occupational objective.

Project Requirements:

- Notebook
- Is the job exhibit compliant with the current National Electrical Code?
- Does the project clearly depict real world application?
- Does the supporting documentation demonstrate industry standards?
- Is there supporting documentation about where the student got the plans, idea, materials list and steps in the build process?

Electrical Trades: Residential or Commercial, Individual, Multiple, Chapter

The Job Exhibit is limited to 4 feet by 8 feet. The service riser will not exceed 10 feet. A service pole will not exceed 10 feet

Electronic Design: Individual, Multiple

Bread boards, or Arduino boards can be used as an example to demonstrate the use of Electronic design concepts

Electronic Kit-Soldering: Individual, Multiple

The purpose of this job exhibit is to produce a project that represents skills learned in the use of electronics through Soldering. Automotive applications of soldering should be entered in that category. Soldering kits can be used to create these projects.

ELECTRICAL TRADES JOB EXHIBIT RATING SHEET

DISTRICT LEVEL JUDGING CRITERIA	Points	Awarded
Notebook contains: Cover sheet, Table of contents, Resume(s), Preface, Body, Tool list, Material list, Timeline photos, Bibliography, Completed documentation (5 points for ea)	50	
Notebook describes job, occupation, or skills accurately?	30	
Notebook meets project specifications/description submitted, evidence of work performed?	20	
Notebook photos meet standards of the occupation quality, finish, neatness, appearance?	20	
Notebooks shows project indicates study/effort expended in design, construction, assembly or arrangement?	10	
Narrative adequately explains steps taken in proper order, with documentation?	20	
Is the procedure documented typical of one found currently in the workplace?	5	
Photographs demonstrate the specific skill, proper safety precautions?	15	
Notebook displays level of professionalism expected of the student(s) involved?	15	
Notebook shows originality and initiative project, reflects work qualified to advance to state?	15	
TOTAL POINTS AWARDED AT DISTRICT	200	
STATE LEVEL JUDGING CRITERIA	Points	Awarded
Accuracy with which the job exhibit meets specifications and description with the job, and has evidence of the work performed.	30	
The project meets the industry standard for creativity and neatness.	30	
The project is compliant with the current National Electrical Code.	50	
The project shows proper degree of difficulty, planning, execution	20	
The project represents the field of study and industry application.	20	
Oral Defense: student interview with judge, answer questions about execution and process	50	
TOTAL SCORE STATE (200 District and 200 State Total)	400	

* If an exhibit is rated less than qualified for state or superior, then judges should explain why below:

Score	DISTRICT
180 - 200	Qualified for State
160-179	Excellent
140-159	Good
Below 140	N/A

Score	STATE
360 - 400	Superior
320 – 359	Excellent
280 – 319	Very Good
0 - 279	N/A

District Registration Sticker Should Be Placed Here

State Registration Sticker Should Be Placed Here

ELECTRONIC DESIGN JOB EXHIBIT RATING SHEET

DISTRICT LEVEL JUDGING CRITERIA	Points	Awarded
Notebook contains: Cover sheet, Table of contents, Resume(s), Preface, Body, Tool list, Material list, Timeline photos, Bibliography, Completed documentation (5 points for ea)	50	
Notebook describes job, occupation, or skills accurately?	30	
Notebook meets project specifications/description submitted, evidence of work performed?	20	
Notebook photos meet standards of the occupation quality, finish, neatness, appearance?	20	
Notebooks shows project indicates study/effort expended in design, construction, assembly or arrangement?	10	
Narrative adequately explains steps taken in proper order, with documentation?	20	
Is the procedure documented typical of one found currently in the workplace?	5	
Photographs demonstrate the specific skill, proper safety precautions?	15	
Notebook displays level of professionalism expected of the student(s) involved?	15	
Notebook shows originality and initiative project, reflects work qualified to advance to state?	15	
TOTAL POINTS AWARDED AT DISTRICT	200	
STATE LEVEL JUDGING CRITERIA	Points	Awarded
Is this project a good representation of either a real-world application or a design spec?	50	
Does this project demonstrate originality, in depth thought process, innovation, and evolution of design?	50	
Does the project meet the standards of quality, finish, safety, neatness, and professional in appearance?	25	
Is there evidence of a display board that clearly communicates an overall summary of the design	25	
Oral Defense: student interview with judge, answer questions about execution and process	50	
TOTAL SCORE STATE (200 District and 200 State Total)	400	

* If an exhibit is rated less than qualified for state or superior, then judges should explain why below:

Score	DISTRICT
180 - 200	Qualified for State
160-179	Excellent
140-159	Good
Below 140	N/A

Score	STATE
360 - 400	Superior
320 – 359	Excellent
280 – 319	Very Good
0 - 279	N/A

District Registration Sticker Should Be Placed Here

State Registration Sticker Should Be Placed Here

ELECTRONIC KIT JOB EXHIBIT PROJECT RATING SHEET

DISTRICT LEVEL JUDGING CRITERIA	Points	Awarded
Notebook contains: Cover sheet, Table of contents, Resume(s), Preface, Body, Tool list, Material list, Timeline photos, Bibliography, Completed documentation (5 points for ea)	50	
Notebook describes job, occupation, or skills accurately?	30	
Notebook meets project specifications/description submitted, evidence of work performed?	20	
Notebook photos meet standards of the occupation quality, finish, neatness, appearance?	20	
Notebooks shows project indicates study/effort expended in design, construction, assembly or arrangement?	10	
Narrative adequately explains steps taken in proper order, with documentation?	20	
Is the procedure documented typical of one found currently in the workplace?	5	
Photographs demonstrate the specific skill, proper safety precautions?	15	
Notebook displays level of professionalism expected of the student(s) involved?	15	
Notebook shows originality and initiative project, reflects work qualified to advance to state?	15	
TOTAL POINTS AWARDED AT DISTRICT	200	
STATE LEVEL JUDGING CRITERIA	Points	Awarded
Does the project kit represent the electronic career areas?	50	
Does this project demonstrate in depth thought process through one or more of the following? Programming, Alignment, A combination of kits combined together to perform a realistic application and/or other improvements	50	
Does the project meet the standards of quality, finish, safety, neatness, and professional in appearance?	25	
Does the project clearly communicate an overall summary of the design	25	
Oral Defense: student interview with judge, answer questions about execution and process	50	
TOTAL SCORE STATE (200 District and 200 State Total)	400	

* If an exhibit is rated less than qualified for state or superior, then judges should explain why below:

Score	DISTRICT
180 - 200	Qualified for State
160-179	Excellent
140-159	Good
Below 140	N/A

Score	STATE
360 - 400	Superior
320 – 359	Excellent
280 – 319	Very Good
0 - 279	N/A

District Registration Sticker Should Be Placed Here

State Registration Sticker Should Be Placed Here

ENGINEERING RELATED JOB EXHIBIT RATING SHEET

The purpose of this job exhibit is to produce a project that represents skills learned in the use of Engineering. Robotics, Raspberry Pi designs, engineering design prototypes and any engineering concepts can be presented in these projects.

DISTRICT LEVEL JUDGING CRITERIA	Points	Awarded
Notebook contains: Cover sheet, Table of contents, Resume(s), Preface, Body, Tool list, Material list, Timeline photos, Bibliography, Completed documentation (5 points for ea)	50	
Notebook describes job, occupation, or skills accurately?	30	
Notebook meets project specifications/description submitted, evidence of work performed?	20	
Notebook photos meet standards of the occupation quality, finish, neatness, appearance?	20	
Notebooks shows project indicates study/effort expended in design, construction, assembly or arrangement?	10	
Narrative adequately explains steps taken in proper order, with documentation?	20	
Is the procedure documented typical of one found currently in the workplace?	5	
Photographs demonstrate the specific skill, proper safety precautions?	15	
Notebook displays level of professionalism expected of the student(s) involved?	15	
Notebook shows originality and initiative project, reflects work qualified to advance to state?	15	
TOTAL POINTS AWARDED AT DISTRICT	200	
STATE LEVEL JUDGING CRITERIA	Points	Awarded
Is this project a good representation of either a real-world application or a design spec for a clearly stated engineering discipline?	50	
Does this project demonstrate originality, in depth thought process, innovation, and evolution of design?	40	
Does the project meet the standards of quality, finish, safety, neatness and professional in appearance?	40	
Does the project clearly communicate an overall summary of the design	20	
Oral Defense: student interview with judge, answer questions about execution and process	50	
TOTAL SCORE STATE (200 District and 200 State Total)	400	

* If an exhibit is rated less than qualified for state or superior, then judges should explain why below:

Score	DISTRICT
180 - 200	Qualified for State
160-179	Excellent
140-159	Good
Below 140	N/A

Score	STATE
360 - 400	Superior
320 – 359	Excellent
280 – 319	Very Good
0 - 279	N/A

District Registration Sticker Should Be Placed Here

State Registration Sticker Should Be Placed Here

FASHION DESIGN JOB EXHIBIT

THIS DOCUMENT SHOULD BE THE 2nd ITEM IN YOUR NOTEBOOK

OVERVIEW

Students have the opportunity to research, develop, and create garment designs, garment mock-ups, and portfolios.

PURPOSE

Humans need protection from weather, environmental factors, occupational hazards, and other adversarial conditions. Clothing is designed and worn for utilitarian purposes, decoration, identification, status, and modesty. Student will demonstrate an understanding of and expertise in using design and technology processes to convey a fashion concept.

ELIGIBILITY

- Entries are limited to student in a program that has fashion design as part of the occupational objective. Any type of garment design that is typical of responsible clothing design and creation is considered appropriate.
- Job Exhibit must be designed, sketched, computer-drawn, developed, and sewn by students.
- All garments must be the original work of the students.
- Any portfolio or garment that depicts inappropriate or unacceptable designs will be disqualified.

TIME LIMITS

Entries must be started and completed during the current school year.

GRADING

P-Portfolio Including

Summary of research & Documentation
Interpretation of theme
Explanation of garment types
Design process sketches and final design

G-Garments

Proper sewing techniques used/evident
Quality fabric & lining
Use of notions, *buttons, zippers, snaps, embroidery, embellishments, etc*
Displayed Properly

FASHION DESIGN JOB EXHIBIT RATING SHEET

DISTRICT LEVEL JUDGING CRITERIA				Points	Awarded
Notebook contains: Cover sheet, Table of contents, Resume(s), Preface, Body, Tool list, Material list, Timeline photos, Bibliography, Completed documentation (5 points for ea)				50	
Notebook describes job, occupation, or skills accurately?				30	
Notebook meets project specifications/description submitted, evidence of work performed?				20	
Notebook photos meet standards of the occupation quality, finish, neatness, appearance?				20	
Notebooks shows project indicates study/effort expended in design, construction, assembly or arrangement?				10	
Narrative adequately explains steps taken in proper order, with documentation?				20	
Is the procedure documented typical of one found currently in the workplace?				5	
Photographs demonstrate the specific skill, proper safety precautions?				15	
Notebook displays level of professionalism expected of the student(s) involved?				15	
Notebook shows originality and initiative project, reflects work qualified to advance to state?				15	
TOTAL POINTS AWARDED AT DISTRICT				200	
STATE LEVEL JUDGING CRITERIA					Awarded
P-Summary & Documentation	Too brief, lacks details. Little evidence of work progress/ timing (3 pts)	Sufficient; details included. Appropriate evidence work progress/ timing (6 pts)	Organized, clear, concise. Excellent evidence of work progress/timing (10 pts)		
P-Interpretation of theme	Very weak & unconvincing. (5 pts)	Clear, with some appropriate justification. (10 pts)	Clear, concise, thorough, with convincing justification. (15 pts)		
P-Explanation of garment types	Unclear, poorly organized, & does not accurately describe the garment types. (5 pts)	Loosely organized, adequate attempts to describe garment types & production. (10 pts)	Clear, concise, demonstrates extensive knowledge garment types/production.(15 pts)		
P-Design process sketches	Poorly executed & lack necessary details in the design process. (5 pts)	Complete, most notations & references to design process.(10 pts)	Well executed, organized, & clearly represent the design process. (15 pts)		
P-Drawings final design	Fail to portray final design; major omissions of details. (5 pts)	Somewhat accurately illustrate final design, details included. (10 pts)	Clear, accurate, effectively portray final product. (15 pts)		
G-Proper techniques used	Construction fails to meet standards & techniques in relation to fabric. (5 pts)	Construction meets acceptable standards & techniques (12 pts)	Construction well executed, shows variety of appropriate techniques used. (20 pts)		
G-Quality fabric & lining	Not appropriate for garments & style representing interpretation. (5 pts)	Acceptable in presenting the interpretation of the theme. (12 pts)	Exemplifies interpretation of theme & appearance of final garments. (20 pts)		
G-Use of notions	Little or no use of notions is evident. (5 pts)	Adequate choice/variety notions appropriately used (12 pts)	Excellent choice/variety enhance overall appearance & quality.(20 pts)		
G-Displayed Properly	Not pressed or arranged in an appropriate manner. (5 pts)	Pressed & arranged appropriately. (12 pts)	Pressed & arranged on dressmaker mannequin professionally (20 pts)		
Oral Defense: student interview with judge, answer questions about execution and process				50	
TOTAL SCORE STATE (200 District and 200 State Total)				400	

* If an exhibit is rated less than qualified for state or superior, then judges should explain why below:

Score	DISTRICT
180 - 200	Qualified for State
160-179	Excellent
140-159	Good
Below 140	N/A

Score	STATE
360 - 400	Superior
320 – 359	Excellent
280 – 319	Very Good
0 - 279	N/A

District Registration Sticker Should Be Placed Here

102 | Page

State Registration Sticker Should Be Placed Here

GRAPHIC COMMUNICATIONS DIGITAL OFFSET JOB EXHIBIT RATING SHEET

DISTRICT LEVEL JUDGING CRITERIA	Points	Awarded
Notebook contains: Cover sheet, Table of contents, Resume(s), Preface, Body, Tool list, Material list, Timeline photos, Bibliography, Completed documentation (5 points for ea)	50	
Notebook describes job, occupation, or skills accurately?	30	
Notebook meets project specifications/description submitted, evidence of work performed?	20	
Notebook photos meet standards of the occupation quality, finish, neatness, appearance?	20	
Notebooks shows project indicates study/effort expended in design, construction, assembly or arrangement?	10	
Narrative adequately explains steps taken in proper order, with documentation?	20	
Is the procedure documented typical of one found currently in the workplace?	5	
Photographs demonstrate the specific skill, proper safety precautions?	15	
Notebook displays level of professionalism expected of the student(s) involved?	15	
Notebook shows originality and initiative project, reflects work qualified to advance to state?	15	
TOTAL POINTS AWARDED AT DISTRICT	200	
STATE LEVEL JUDGING CRITERIA	Points	Awarded
Layout & Mechanicals: Project meets specifications indicated by order of procedure? Layout neat/clean? Multiple thumbnails present, chosen one identified? Rough draft present, reflects chosen thumbnail? Detailed Comprehensive present, reflects thumbnail/rough? Artwork positioned, attached in appropriate manner on manual layout? Thumbnails, roughs, comprehensive labeled with a headline?	30	
Plates and or Flats: Plates/Flats appropriate for type of project? Images properly positioned on the plate/flats? Are the plates/flats properly exposed and processed?	30	
Typography: Work free of widows/orphans? Proper use of leading evident? Appropriate font sizes for body type/headlines? Evidence proof read? Type of fonts appropriate? Type legible, usage balanced, used correctly, spacing, special effect, shading, positioning? Sans serif, serif, decorative fonts used correctly?	30	
Bindery: Project trimmed to final size as indicated by order of procedure? Trim marks used? Finished by process as acceptable by industry appropriate for this job? If the stock is cut, are specifications listed in order of procedure? Project folded, glued, stapled, scored or bound as described in order of procedure?	10	
Presentation: Quality for type of equipment used? Printing proper position? Printed in register where appropriate? Free of pixilation? Proper stock size used, no excessive waste? If project has bleeds, used appropriately? Bleed marks used? Ink choices consistent with order of procedure? CMYK or spot stated? Required components labeled properly/visible? Thumbnails present/neat (min 3)? Rough Draft present, neat and labeled? Comprehensive present, neat/labeled? Overall presentation neat, clean and organized?	50	
Oral Defense: student interview with judge, answer questions about execution and process	50	
TOTAL SCORE STATE (200 District and 200 State Total)	400	

* If an exhibit is rated less than qualified for state or superior, then judges should explain why below:

Score	DISTRICT
180 - 200	Qualified for State
160-179	Excellent
140-159	Good
Below 140	N/A

Score	STATE
360 - 400	Superior
320 – 359	Excellent
280 – 319	Very Good
0 - 279	N/A

District Registration Sticker Should Be Placed Here

State Registration Sticker Should Be Placed Here

GRAPHIC COMMUNICATIONS – DIGITAL JOB EXHIBIT RATING SHEET

DISTRICT LEVEL JUDGING CRITERIA	Points	Awarded
Notebook contains: Cover sheet, Table of contents, Resume(s), Preface, Body, Tool list, Material list, Timeline photos, Bibliography, Completed documentation (5 points for ea)	50	
Notebook describes job, occupation, or skills accurately?	30	
Notebook meets project specifications/description submitted, evidence of work performed?	20	
Notebook photos meet standards of the occupation quality, finish, neatness, appearance?	20	
Notebooks shows project indicates study/effort expended in design, construction, assembly or arrangement?	10	
Narrative adequately explains steps taken in proper order, with documentation?	20	
Is the procedure documented typical of one found currently in the workplace?	5	
Photographs demonstrate the specific skill, proper safety precautions?	15	
Notebook displays level of professionalism expected of the student(s) involved?	15	
Notebook shows originality and initiative project, reflects work qualified to advance to state?	15	
TOTAL POINTS AWARDED AT DISTRICT	200	
STATE LEVEL JUDGING CRITERIA	Points	Awarded
Layout & Mechanicals: Project meets specifications indicated by order of procedure? Do the thumbnails show variety offered in layout styles? Does the comprehensive offer all information needed to design the job? Are sketches neat and clean? Is the original (circled) thumbnail design carried all the way through to final piece/layout? Does the layout match the rough draft?	30	
Computer Elements: Is there evidence that the job was created in a computer graphics Software program? Does the document include copyright free / original artwork? Are elements properly aligned in relation to each other? Are margins balanced? Are the colors used appropriate using basic color theory rules? Are the colors listed and used appropriately for the type of design (Spot/CMYK)?	30	
Typography: Free of widows/orphans? Proper use of leading evident? Appropriate font sizes body type, headlines? Evidence proof read? Type of fonts appropriate, Sans serif, serif, decorative used correctly?	20	
Bindery/Digital Output: Trimmed to final size as indicated by order of procedure? Folded, glued, stapled, scored or bound as described in order of procedure? Project quality for type of equipment used? Printing in proper position, in register where appropriate? Proper stock size used with no evidence of waste? If stock is cut, specifications listed in order of procedure? Bleeds used appropriately, bleed marks used?	40	
Presentation: Required components labeled properly and visible? Proper stock size used, no excessive waste? Required components labeled properly/visible? Thumbnails present/neat (min 3)? Rough Draft present, neat and labeled? Comprehensive present, neat/labeled? Overall presentation neat, clean and organized? Is the overall presentation clutter free and aesthetically pleasing?	30	
Oral Defense: student interview with judge, answer questions about execution and process	50	
TOTAL SCORE STATE (200 District and 200 State Total)	400	

* If an exhibit is rated less than qualified for state or superior, then judges should explain why below:

Score	DISTRICT
180 - 200	Qualified for State
160-179	Excellent
140-159	Good
Below 140	N/A

Score	STATE
360 - 400	Superior
320 – 359	Excellent
280 – 319	Very Good
0 - 279	N/A

District Registration Sticker Should Be Placed Here

State Registration Sticker Should Be Placed Here

HEALTH SCIENCES DISPLAY PANEL JOB EXHIBIT

THIS DOCUMENT SHOULD BE THE 2nd ITEM IN YOUR NOTEBOOK

PURPOSE

The Health Sciences Display Panel is designed to encourage students currently enrolled in a health occupations/sciences CTE program to enter a display **describing a technical skill learned** in their health field program.

Eligibility: Student currently enrolled in a health occupations/sciences CTE Program. Each student will be permitted one entry in panel exhibit. This may be a team of 2 or individual display.

NOTE TO ADVISORS

Each chapter advisor will screen each member's panel so the panels submitted contain outstanding examples of a technical skill related to their health occupations/sciences Career and Technical Education program. Any content deemed inappropriate for a school project will be disqualified. The following are prohibited: flames, body fluids, living organisms, sharps, or any equipment/materials that could expose anyone to risk of bodily harm or danger. Invasive procedures and skin puncturing of any kind are prohibited.

RULES

1. The panel shall be: a three-panel foam core or cardboard panel no larger than 30" by 60" that is self-supporting with **NO** electrical needs. No other props will be allowed, must fold flat. Computers, electronics, solar power, batteries, or electricity of any kind, may NOT be used.
 2. The panel will consist of 10 or more photographs of the student-performing tasks associated with a specific skill learned in the health class.
 3. In the body of the notebook a typed explanation of the logical steps in the process of the end product, the display panel, or steps taken to perform the skill being described on the panel.
 4. The display should inform others about the career or career cluster, such as but not limited to:
 - a. Job responsibilities
 - b. Education requirements or entry level salary
 - c. Benefits/challenges associated with this career
 5. Panels are to be student designed, arranged, and completed during the current school year in which the exhibit is to be displayed.
 6. The panel will be judged on the standards listed in the score sheet.
-
- a three-panel foam core or cardboard panel
 - no larger than 36" by 60" that is
 - self-supporting with
 - **NO** electrical needs.
 - No other props will be allowed,
 - must fold flat.

HEALTH SCIENCES DISPLAY PANEL JOB EXHIBIT RATING SHEET

DISTRICT LEVEL JUDGING CRITERIA	Points	Awarded
Notebook contains: Cover sheet, Table of contents, Resume(s), Preface, Body, Tool list, Material list, Timeline photos, Bibliography, Completed documentation (5 points for ea)	50	
Notebook describes job, occupation, or skills accurately?	30	
Notebook meets project specifications/description submitted, evidence of work performed?	20	
Notebook photos meet standards of the occupation quality, finish, neatness, appearance?	20	
Notebooks shows project indicates study/effort expended in design, construction, assembly or arrangement?	10	
Narrative adequately explains steps taken in proper order, with documentation?	20	
Is the procedure documented typical of one found currently in the workplace?	5	
Photographs demonstrate the specific skill, proper safety precautions?	15	
Notebook displays level of professionalism expected of the student(s) involved?	15	
Notebook shows originality and initiative project, reflects work qualified to advance to state?	15	
TOTAL POINTS AWARDED AT DISTRICT	200	
STATE LEVEL JUDGING CRITERIA	Points	Awarded
Exhibit Construction – Layout Esthetically Pleasing	20	
Neatness of the Panel, Clarity of Task/Skill, Safe Practices Noted	30	
Originality and Quality of information	40	
Technical skill displayed is typical to the health field	60	
Oral Defense: student interview with judge, answer questions about execution and process	50	
TOTAL SCORE STATE (200 District and 200 State Total)	400	

* If an exhibit is rated less than qualified for state or superior, then judges should explain why below:

Score	DISTRICT
180 - 200	Qualified for State
160-179	Excellent
140-159	Good
Below 140	N/A

Score	STATE
360 - 400	Superior
320 – 359	Excellent
280 – 319	Very Good
0 - 279	N/A

District Registration Sticker Should Be Placed Here

State Registration Sticker Should Be Placed Here

HEAT, VENTILATION, AC, REFRIGERATION JOB EXHIBIT RATING SHEET

DISTRICT LEVEL JUDGING CRITERIA	Points	Awarded
Notebook contains: Cover sheet, Table of contents, Resume(s), Preface, Body, Tool list, Material list, Timeline photos, Bibliography, Completed documentation (5 points for ea)	50	
Notebook describes job, occupation, or skills accurately?	30	
Notebook meets project specifications/description submitted, evidence of work performed?	20	
Notebook photos meet standards of the occupation quality, finish, neatness, appearance?	20	
Notebooks shows project indicates study/effort expended in design, construction, assembly or arrangement?	10	
Narrative adequately explains steps taken in proper order, with documentation?	20	
Is the procedure documented typical of one found currently in the workplace?	5	
Photographs demonstrate the specific skill, proper safety precautions?	15	
Notebook displays level of professionalism expected of the student(s) involved?	15	
Notebook shows originality and initiative project, reflects work qualified to advance to state?	15	
TOTAL POINTS AWARDED AT DISTRICT	200	
STATE LEVEL JUDGING CRITERIA	Points	Awarded
Is the job typical of the occupation, and does the job show originality and initiative and/or ingenuity on the part of the contestant?	20	
Does the job accurately meet the specifications or description submitted with the job, and does it have adequate evidence of the work performed.	20	
Does the job meet the standards of the occupation for Quality, Finish, Neatness, Appearance	50	
Does the job indicate that considerable study and effort was expended? In its design (if applicable), construction, assembly and/or arrangement.	60	
Oral Defense: student interview with judge, answer questions about execution and process	50	
TOTAL SCORE STATE (200 District and 200 State Total)	400	

* If an exhibit is rated less than qualified for state or superior, then judges should explain why below:

Score	DISTRICT
180 - 200	Qualified for State
160-179	Excellent
140-159	Good
Below 140	N/A

Score	STATE
360 - 400	Superior
320 – 359	Excellent
280 – 319	Very Good
0 - 279	N/A

District Registration Sticker Should Be Placed Here

State Registration Sticker Should Be Placed Here

INNOVATIVE JOB EXHIBITS RATING SHEET

Eligibility: Innovative Project is open to all SkillsUSA Texas Members in an approved CTE program. Exhibits must be ground-breaking, pioneering, original, introducing something new, a new way of doing something or the act of inventing. Project should be a functioning application, item or tool, plans or theory only are not qualified.

DISTRICT LEVEL JUDGING CRITERIA	Points	Awarded
Notebook contains: Cover sheet, Table of contents, Resume(s), Preface, Body, Tool list, Material list, Timeline photos, Bibliography, Completed documentation (5 points for ea)	50	
Notebook describes job, occupation, or skills accurately?	30	
Notebook meets project specifications/description submitted, evidence of work performed?	20	
Notebook photos meet standards of the occupation quality, finish, neatness, appearance?	20	
Notebooks shows project indicates study/effort expended in design, construction, assembly or arrangement?	10	
Narrative adequately explains steps taken in proper order, with documentation?	20	
Is the procedure documented typical of one found currently in the workplace?	5	
Photographs demonstrate the specific skill, proper safety precautions?	15	
Notebook displays level of professionalism expected of the student(s) involved?	15	
Notebook shows originality and initiative project, reflects work qualified to advance to state?	15	
TOTAL POINTS AWARDED AT DISTRICT	200	
STATE LEVEL JUDGING CRITERIA	Points	Awarded
Does the project meet the definition of innovative? Groundbreaking, pioneering, original, the act of inventing or introducing something new or a new method or idea.	60	
Is the project related to the occupational field? Is occupational area clear?	40	
Student narrative should include i. Originality - Why this project is considered innovative ii. How it is relevant to the occupational field iii. Quality of work - Steps taken to produce this exhibit iv. Core academic relationship v. Team work (if applicable) vi. Technology used	40	
Original parts invoice with current dates	10	
Oral Defense: student interview with judge, answer questions about execution and process	50	
TOTAL SCORE STATE (200 District and 200 State Total)	400	

* If an exhibit is rated less than qualified for state or superior, then judges should explain why below:

Score	DISTRICT
180 - 200	Qualified for State
160-179	Excellent
140-159	Good
Below 140	N/A

Score	STATE
360 - 400	Superior
320 – 359	Excellent
280 – 319	Very Good
0 - 279	N/A

District Registration Sticker Should Be Placed Here

State Registration Sticker Should Be Placed Here

INTERIOR DESIGN JOB EXHIBIT

THIS DOCUMENT SHOULD BE THE 2nd ITEM IN YOUR NOTEBOOK

OVERVIEW

Students have the opportunity to research, develop, and create interior designs, mock-ups, and portfolios.

PURPOSE

Humans need interior spaces that are appropriate for their situation, health and state of environment. Floor plans of interior spaces should reflect furniture design that is functional and appropriate for purpose. Samples of flooring, wall treatments, window coverings and accessories should demonstrate knowledge of design practices.

ELIGIBILITY

Entries are limited to students in a program that has interior design as part of the occupational objective. This may include: Architecture and Construction, Arts, A/V & Communications or Marketing.

TIME LIMITS

Entries must be started and completed during the current school year.

3D Model representation of the design no larger than 24" x 36" must be submitted with the notebook

- Job Exhibit must be designed, sketched, computer-drawn, developed, and created by students.
- All designs must be the original work of the students.
- Any exhibit that depicts inappropriate or unacceptable designs will be disqualified.
- Individual, Multiple or Chapter

Dimensions of Exhibit: 24"x36" or smaller, 12" height maximum

INTERIOR DESIGN JOB EXHIBIT RATING SHEET

DISTRICT LEVEL JUDGING CRITERIA	Points	Awarded
Notebook contains: Cover sheet, Table of contents, Resume(s), Preface, Body, Tool list, Material list, Timeline photos, Bibliography, Completed documentation (5 points for ea)	50	
Notebook describes job, occupation, or skills accurately?	30	
Notebook meets project specifications/description submitted, evidence of work performed?	20	
Notebook photos meet standards of the occupation quality, finish, neatness, appearance?	20	
Notebooks shows project indicates study/effort expended in design, construction, assembly or arrangement?	10	
Narrative adequately explains steps taken in proper order, with documentation?	20	
Is the procedure documented typical of one found currently in the workplace?	5	
Photographs demonstrate the specific skill, proper safety precautions?	15	
Notebook displays level of professionalism expected of the student(s) involved?	15	
Notebook shows originality and initiative project, reflects work qualified to advance to state?	15	
TOTAL POINTS AWARDED AT DISTRICT	200	
STATE LEVEL JUDGING CRITERIA	Points	Awarded
Design & Originality: Demonstrate knowledge of design principles? How creativity were principles implemented?	50	
Detail & Material Choices: Clients taste reflected? Proper Materials utilized? Responsible choices?	30	
Detail & Material Choices: Clients taste reflected? Proper Materials utilized? Responsible choices?	30	
Construction of 3D Model. Does Model match Notebook? Done to scale?	20	
Did Design Satisfy Client Need? Overall effectiveness of Design?	20	
Oral Defense: student interview with judge, answer questions about execution and process	50	
TOTAL SCORE STATE (200 District and 200 State Total)	400	

* If an exhibit is rated less than qualified for state or superior, then judges should explain why below:

Score	DISTRICT
180 - 200	Qualified for State
160-179	Excellent
140-159	Good
Below 140	N/A

Score	STATE
360 - 400	Superior
320 – 359	Excellent
280 – 319	Very Good
0 - 279	N/A

District Registration Sticker Should Be Placed Here

State Registration Sticker Should Be Placed Here

INTERNETWORKING JOB EXHIBITS

THIS DOCUMENT SHOULD BE THE 2nd ITEM IN YOUR NOTEBOOK

This project guide is for individual, group, or chapters.

- This category will contain all Cisco or Open Networking projects consisting of but not limited to routers, switches, nodes, and wireless devices.
- The project should be a pre-planned functional project that has a business or home networking objective.
- There is a \$2000 max on budget

Judging

There should be a minimum of two judges for each computer, with the scores averaged.

INTERNETWORKING JOB EXHIBIT RATING SHEET

DISTRICT LEVEL JUDGING CRITERIA	Points	Awarded
Notebook contains: Cover sheet, Table of contents, Resume(s), Preface, Body, Tool list, Material list, Timeline photos, Bibliography, Completed documentation (5 points for ea)	50	
Notebook describes job, occupation, or skills accurately?	30	
Notebook meets project specifications/description submitted, evidence of work performed?	20	
Notebook photos meet standards of the occupation quality, finish, neatness, appearance?	20	
Notebooks shows project indicates study/effort expended in design, construction, assembly or arrangement?	10	
Narrative adequately explains steps taken in proper order, with documentation?	20	
Is the procedure documented typical of one found currently in the workplace?	5	
Photographs demonstrate the specific skill, proper safety precautions?	15	
Notebook displays level of professionalism expected of the student(s) involved?	15	
Notebook shows originality and initiative project, reflects work qualified to advance to state?	15	
TOTAL POINTS AWARDED AT DISTRICT	200	
STATE LEVEL JUDGING CRITERIA	Points	Awarded
Job Occupation: Does the completed job fit the intended purpose of the project proposal? Is the job functional and marketable for its intended audience? Is the design innovative in the Internetworking Field? Is the project functional?	40	
Craftsmanship: What is the level of neatness and the quality of the work? Is the completed project aesthetically pleasing? Is there evidence of effort throughout the project's design?	30	
Complexity: How would you rate the level of difficulty or complexity in the original design or proposal? Does the level of work in the project (hardware and software) reflect the level of difficulty of the overall intended project?	40	
Operating System: Does the operating system meet the needs of its intended audience? Is the software, applications, programming scripts installed or -created relevant for the project	40	
Oral Defense: student interview with judge, answer questions about execution and process	50	
TOTAL SCORE STATE (200 District and 200 State Total)	400	

* If an exhibit is rated less than qualified for state or superior, then judges should explain why below:

Score	DISTRICT
180 - 200	Qualified for State
160-179	Excellent
140-159	Good
Below 140	N/A

Score	STATE
360 - 400	Superior
320 – 359	Excellent
280 – 319	Very Good
0 - 279	N/A

District Registration Sticker Should Be Placed Here

State Registration Sticker Should Be Placed Here

INTERNET OF THINGS JOB EXHIBIT

THIS DOCUMENT SHOULD BE THE 2nd ITEM IN YOUR NOTEBOOK

This project guide is for individual, group, or chapters.

- This category will contain all System on a Chip (SoC) devices that include Raspberry Pis, Arduinos, and other small format microprocessors.
- The project should be a pre-planned functional project that has an IoT networking or offline objective.
- There is a \$500 max on budget

INTERNET OF THINGS JOB EXHIBIT RATING SHEET

DISTRICT LEVEL JUDGING CRITERIA	Points	Awarded
Notebook contains: Cover sheet, Table of contents, Resume(s), Preface, Body, Tool list, Material list, Timeline photos, Bibliography, Completed documentation (5 points for ea)	50	
Notebook describes job, occupation, or skills accurately?	30	
Notebook meets project specifications/description submitted, evidence of work performed?	20	
Notebook photos meet standards of the occupation quality, finish, neatness, appearance?	20	
Notebooks shows project indicates study/effort expended in design, construction, assembly or arrangement?	10	
Narrative adequately explains steps taken in proper order, with documentation?	20	
Is the procedure documented typical of one found currently in the workplace?	5	
Photographs demonstrate the specific skill, proper safety precautions?	15	
Notebook displays level of professionalism expected of the student(s) involved?	15	
Notebook shows originality and initiative project, reflects work qualified to advance to state?	15	
TOTAL POINTS AWARDED AT DISTRICT	200	
STATE LEVEL JUDGING CRITERIA	Points	Awarded
Job Occupation: Does the completed job fit the intended purpose of the project proposal? Is the job functional and marketable for its intended audience? Is the design innovative in the IOT Field? Is the project functional?	40	
Craftsmanship: What is the level of neatness and the quality of the work? Is the completed project aesthetically pleasing? Is there evidence of effort throughout the project's design?	30	
Complexity: How would you rate the level of difficulty or complexity in the original design or proposal? Does the level of work in the project (hardware and software) reflect the level of difficulty of the overall intended project?	40	
Operating System: Does the operating system meet the needs of its intended audience? Is the software, applications, programming scripts installed or -created relevant for the project	40	
Oral Defense: student interview with judge, answer questions about execution and process	50	
TOTAL SCORE STATE (200 District and 200 State Total)	400	

* If an exhibit is rated less than qualified for state or superior, then judges should explain why below:

Score	DISTRICT
180 - 200	Qualified for State
160-179	Excellent
140-159	Good
Below 140	N/A

Score	STATE
360 - 400	Superior
320 – 359	Excellent
280 – 319	Very Good
0 - 279	N/A

District Registration Sticker Should Be Placed Here

State Registration Sticker Should Be Placed Here

LANDSCAPE HORTICULTURE JOB EXHIBIT

THIS DOCUMENT SHOULD BE THE 2nd ITEM IN YOUR NOTEBOOK

PURPOSE: The student will interpret and evaluate client space and needs and develop a landscape design. Site plan, photographs, pricing and list of desired plant materials will be provided.

OVERVIEW: The student will design the outdoor areas of a residence. The design may include patios, pool/spa, fire features, water features, fences, walkways, or others. Design elements must be appropriately labeled. Plant materials are to be identified by landscape function (i.e., 'large deciduous shade tree') unless specific plants are required as part of the client's needs. The student will also estimate the price of the designed project for client. This step will require careful estimation and application of appropriate materials and costs.

MATERIALS: designing equipment (T-square, triangles, circle template, architects' and engineers' scales, tracing paper, erasers, tape, and parallel roller) and graphic media of choice (pencils, pens, markers, etc.), calculator, sharpened pencils with erasers, and scratch paper. The site plan utilized for the design is 24"x36".

JUDGING: Points will be assigned based on the following criteria:

- | | |
|-------------------------------------|---|
| 1. Meeting the client's needs | 5. Appropriate selection of plant materials |
| 2. Conceptual design | 6. Graphics: clarity, visual interest, color |
| 3. Functional use of space | 7. Accurate calculation of design project price |
| 4. Design principles and creativity | |

CLIENT REQUEST:

The Everwoods have decided to renovate their landscape and create a "stay-cation" destination. Off the back of the house, they have a full outdoor kitchen as well as seating to accommodate 3 barstools. They would like a shade structure over the top to shelter their kitchen and guests from the elements. The pool is the only part of the yard that they would like to be well screened with plant material and are interested in hedges to surround three sides of the pool to create this privacy. There is a walkway that connects the pool and outdoor kitchen.

- Create landscape plan (your interpretation of space), specification, and plant list thoroughly to determine final price for client. Utilize provided plant list. Research current costs for all elements in your plan.
- All unit prices should include material, installation labor, delivery, overhead and profit for the project. The unit price for tree install should include stakes, straps, wire, and mulch.
- For starting take-offs, try a systematic approach of one step at a time. Check quantities.
 - Plant numbers - first
 - Lawn areas - second
 - Bed areas - third
 - Decorative gravels/pavers - fourth
 - Walls - fifth
 - Fence - sixth
- Always round up or down to get total amounts sod, beds, pavers, and mulch. *Example: 1.49 = 1, 1.50 =2*

The Everwoods would like many of the following plants incorporated into their landscape:

<u>Plant Type</u>	<u>Botanical/Common Name</u>	<u>Installed Size</u>
Trees	Gleditsia triacanthos f. inermis 'Skycole'	2 ½" caliper
	Skyline® Thornless Honeylocust	
	Malus 'Prairiefire'	2" caliper
	Prairiefire Crabapple	
	Syringa reticulata 'Ivory Silk'	2" caliper
Shrubs	Ivory Silk Japanese Tree Lilac	
	Buxus 'Green Velvet'	18-24" ht.
	Green Velvet Boxwood	
	Euonymus alatus 'Compactus'	#5 container
	Compact Burning Bush	
	Hydrangea paniculata 'Limelight'	#5 container
	Limelight Hydrangea	
	Rosa 'Knockout'	#3 container
	Knockout Rose®	
	Thuja occidentalis 'Nigra'	5-6' ht.
Ornamental	Dark Green Arborvitae	
	Miscanthus sinensis 'Purpurescens'	#2 container
Perennials	Purple Maiden Grass	
	Hemerocallis sp. 'Happy Returns'	#1 container
	Happy Returns Daylily	
	Nepeta x faassenii 'Walker's Low'	#1 container
	Walker's Low Catmint	

LANDSCAPE HORTICULTURE RATING SHEET

DISTRICT LEVEL JUDGING CRITERIA	Points	Awarded
Notebook contains: Cover sheet, Table of contents, Resume(s), Preface, Body, Tool list, Material list, Timeline photos, Bibliography, Completed documentation (5 points for ea)	50	
Notebook describes job, occupation, or skills accurately?	30	
Notebook meets project specifications/description submitted, evidence of work performed?	20	
Notebook photos meet standards of the occupation quality, finish, neatness, appearance?	20	
Notebooks shows project indicates study/effort expended in design, construction, assembly or arrangement?	10	
Narrative adequately explains steps taken in proper order, with documentation?	20	
Is the procedure documented typical of one found currently in the workplace?	5	
Photographs demonstrate the specific skill, proper safety precautions?	15	
Notebook displays level of professionalism expected of the student(s) involved?	15	
Notebook shows originality and initiative project, reflects work qualified to advance to state?	15	
TOTAL POINTS AWARDED AT DISTRICT	200	
STATE LEVEL JUDGING CRITERIA	Points	Awarded
MEETS CLIENT'S NEEDS: Design contains requested softscape/hardscape components	20	
CONCEPTUAL DESIGN & FUNCTIONAL USE OF SPACE: Design is drawn to scale. Creates a clear distinction between background, middle ground, and foreground. Design is functional	30	
DESIGN PRINCIPLES AND CREATIVITY: Composition is unified. A variety of textures and patterns are utilized	20	
APPROPRIATE SELECTION OF PLANT MATERIALS : Plant materials in appropriate location (shade vs sun) Acceptable grouping of plants, with good repetition and good diversity of materials	20	
GRAPHICS: Lines are dark and neat with no smudges on the paper. Landscape symbols are appropriate for the selected plant material. Color rendering (pencil or marker) Each component is properly labeled	40	
ACCURATE CALCULATION OF DESIGN PROJECT PRICE: Estimate aligns with design. Consistent with provided materials pricing sheet	20	
Oral Defense: student interview with judge, answer questions about execution and process	50	
TOTAL SCORE STATE (200 District and 200 State Total)	400	

* If an exhibit is rated less than qualified for state or superior, then judges should explain why below:

Score	DISTRICT
180 - 200	Qualified for State
160-179	Excellent
140-159	Good
Below 140	N/A

Score	STATE
360 - 400	Superior
320 – 359	Excellent
280 – 319	Very Good
0 - 279	N/A

District Registration Sticker Should Be Placed Here

116 | Page

State Registration Sticker Should Be Placed Here

PHOTO PANEL JOB EXHIBIT

THIS DOCUMENT SHOULD BE THE 2nd ITEM IN YOUR NOTEBOOK

Students may enter one photo panel. This is an Individual exhibit. Student **may not** enter any other individual job exhibit categories.

ELIGIBILITY

Entries are limited to SkillsUSA Texas members in a Career and Technical program. Photo panels must represent the technical area where the student is enrolled. This is for Middle school and High School students.

PURPOSE

The Photo Panel Contest is designed to encourage students to enter a display describing the skill learned in the trade where training has been received.

NOTE TO ADVISORS

Each chapter advisor is responsible for screening each member's photo panel so that member photo panels submitted contains outstanding examples of material related to their Career and Technical Education program. Any content deemed inappropriate for a school project will be disqualified. No external media of any type. NO DVD Players, Video or Audio no electrical components.

RULES

1. The photo panel itself will consist of 10 or more photographs of the student-performed tasks associated with a single specific skill learned in the laboratory class.
2. The photo panel shall be displayed on a three-panel foam core or cardboard panel no larger in overall size (all elements included) than 36" by 60" that is self-supporting. When folded the panel must lie flat, nothing adding dimension should be added.
4. Each student will be permitted one entry in the photo panel exhibit.
5. Photo panels are to be student designed, arranged, and completed during the current school year in which the exhibit is to be displayed.
7. Job Exhibit labels will be attached according to general regulations for District and State.
8. The photo panel will be judged as indicated on the rating sheet.

PHOTO PANEL JOB EXHIBIT RATING SHEET

DISTRICT LEVEL JUDGING CRITERIA	Points	Awarded
Notebook contains: Cover sheet, Table of contents, Resume(s), Preface, Body, Tool list, Material list, Timeline photos, Bibliography, Completed documentation (5 points for ea)	50	
Notebook describes job, occupation, or skills accurately?	30	
Notebook meets project specifications/description submitted, evidence of work performed?	20	
Notebook photos meet standards of the occupation quality, finish, neatness, appearance?	20	
Notebooks shows project indicates study/effort expended in design, construction, assembly or arrangement?	10	
Narrative adequately explains steps taken in proper order, with documentation?	20	
Is the procedure documented typical of one found currently in the workplace?	5	
Photographs demonstrate the specific skill, proper safety precautions?	15	
Notebook displays level of professionalism expected of the student(s) involved?	15	
Notebook shows originality and initiative project, reflects work qualified to advance to state?	15	
TOTAL POINTS AWARDED AT DISTRICT	200	
STATE LEVEL JUDGING CRITERIA	Points	Awarded
Exhibit Construction — all elements contained s	30	
Neatness of the panel	30	
Originality	40	
Technical skill displayed is in scope of the CTE program where student is enrolled	50	
Oral Defense: student interview with judge, answer questions about execution and process	50	
TOTAL SCORE STATE (200 District and 200 State Total)	400	

* If an exhibit is rated less than qualified for state or superior, then judges should explain why below:

Score	DISTRICT
180 - 200	Qualified for State
160-179	Excellent
140-159	Good
Below 140	N/A

Score	STATE
360 - 400	Superior
320 – 359	Excellent
280 – 319	Very Good
0 - 279	N/A

District Registration Sticker Should Be Placed Here

State Registration Sticker Should Be Placed Here

PHOTOGRAPHY JOB EXHIBITS

THIS DOCUMENT SHOULD BE THE 2nd ITEM IN YOUR NOTEBOOK

CATEGORIES:

Please mark correct category for entry. Projects may only be entered in one category:

Photography Categories:

- Photography - General
Anything that would not fall into Portrait or Commercial.
- Photography - Portrait
A photograph of a person or group of people that captures the personality of the subject by using effective lighting, backdrops, and poses.
- Photography - Commercial
The creation of images to be used by businesses for selling or promoting their product or brand.

Print Quality and Presentation Details

- Matting Details
 - 16 x 20 black over matte w/ 16 x 20 backing
 - 11 x 14 print, center
 - Matte board over matte
 - Matte board or foam core backing

Must be clean looking and professionally crafted. Free of cosmetic blemishes, scratches, warping, damage, etc.

All photography job exhibits are individual only.

General: Impact, Composition, Artistic Approach, Lighting, Exposure, Focus, Skill, Editing Technique, Print Quality and Presentation

Portrait: Relevance, Impact, Composition, Artistic Approach, Lighting, Exposure, Focus, Skill, Editing Technique, Print Quality and Presentation

Commercial: Relevance, Impact, Composition, Artistic Approach, Lighting, Exposure, Focus, Skill, Editing Technique, Print Quality and Presentation

PHOTOGRAPHY - GENERAL JOB EXHIBIT RATING SHEET

DISTRICT LEVEL JUDGING CRITERIA	Points	Awarded
Notebook contains: Cover sheet, Table of contents, Resume(s), Preface, Body, Tool list, Material list, Timeline photos, Bibliography, Completed documentation (5 points for ea)	50	
Notebook describes job, occupation, or skills accurately?	30	
Notebook meets project specifications/description submitted, evidence of work performed?	20	
Notebook photos meet standards of the occupation quality, finish, neatness, appearance?	20	
Notebooks shows project indicates study/effort expended in design, construction, assembly or arrangement?	10	
Narrative adequately explains steps taken in proper order, with documentation?	20	
Is the procedure documented typical of one found currently in the workplace?	5	
Photographs demonstrate the specific skill, proper safety precautions?	15	
Notebook displays level of professionalism expected of the student(s) involved?	15	
Notebook shows originality and initiative project, reflects work qualified to advance to state?	15	
TOTAL POINTS AWARDED AT DISTRICT	200	
STATE LEVEL JUDGING CRITERIA	Points	Awarded
Impact: Does it capture the intended audience's attention?	10	
Composition: Does the use of subject placement, subject grouping, line, texture, forms, and color or tone enhance the center of interest?	20	
Artistic Approach: Is the photographer's inspiration or motivation clear?	10	
Lighting: Did the photographer choose or use proper lighting for the subject?	20	
Exposure: Is the image correctly exposed? Underexposed? Overexposed?	20	
Focus: Is the subject in sharp focus? If not in sharp focus, does it enhance the image?	20	
Skill: Does the photographer show mastery of photographic skills?	20	
Editing Technique: Did the photographer show proper use of editing decision and implementation?	20	
Print Quality and Presentation: Were size/mounting requirements met? Does the print/mounting look clean and professional	10	
Oral Defense: student interview with judge, answer questions about execution and process	50	
TOTAL SCORE STATE (200 District and 200 State Total)	400	

* If an exhibit is rated less than qualified for state or superior, then judges should explain why below:

Score	DISTRICT
180 - 200	Qualified for State
160-179	Excellent
140-159	Good
Below 140	N/A

Score	STATE
360 - 400	Superior
320 – 359	Excellent
280 – 319	Very Good
0 - 279	N/A

District Registration Sticker Should Be Placed Here

State Registration Sticker Should Be Placed Here

PHOTOGRAPHY - PORTRAIT JOB EXHIBIT RATING SHEET

DISTRICT LEVEL JUDGING CRITERIA	Points	Awarded
Notebook contains: Cover sheet, Table of contents, Resume(s), Preface, Body, Tool list, Material list, Timeline photos, Bibliography, Completed documentation (5 points for ea)	50	
Notebook describes job, occupation, or skills accurately?	30	
Notebook meets project specifications/description submitted, evidence of work performed?	20	
Notebook photos meet standards of the occupation quality, finish, neatness, appearance?	20	
Notebooks shows project indicates study/effort expended in design, construction, assembly or arrangement?	10	
Narrative adequately explains steps taken in proper order, with documentation?	20	
Is the procedure documented typical of one found currently in the workplace?	5	
Photographs demonstrate the specific skill, proper safety precautions?	15	
Notebook displays level of professionalism expected of the student(s) involved?	15	
Notebook shows originality and initiative project, reflects work qualified to advance to state?	15	
TOTAL POINTS AWARDED AT DISTRICT	200	
STATE LEVEL JUDGING CRITERIA	Points	Awarded
Relevance: Is it a photograph of a person or group of people that captures the personality of the subject by using effective lighting, backdrops, and poses?	10	
Impact: Does it capture the intended audience's attention?	10	
Composition: Does the use of subject placement, subject grouping, line, texture, forms, and color or tone enhance the center of interest?	20	
Artistic Approach: Is the photographer's inspiration or motivation clear?	10	
Lighting: Did the photographer choose or use proper lighting for the subject?	20	
Exposure: Is the image correctly exposed? Underexposed? Overexposed?	20	
Focus: Is the subject in sharp focus? If not in sharp focus, does it enhance the image?	20	
Skill: Does the photographer show mastery of photographic skills?	20	
Editing Technique: Did the photographer show proper use of editing decision and implementation?	10	
Print Quality and Presentation: Were size/mounting requirements met? Does the print/mounting look clean and professional	10	
Oral Defense: student interview with judge, answer questions about execution and process	50	
TOTAL SCORE STATE (200 District and 200 State Total)	400	

* If an exhibit is rated less than qualified for state or superior, then judges should explain why below:

Score	DISTRICT
180 - 200	Qualified for State
160-179	Excellent
140-159	Good
Below 140	N/A

Score	STATE
360 - 400	Superior
320 – 359	Excellent
280 – 319	Very Good
0 - 279	N/A

District Registration Sticker Should Be Placed Here

121 | Page

State Registration Sticker Should Be Placed Here

PHOTOGRAPHY - COMMERCIAL JOB EXHIBIT RATING SHEET

DISTRICT LEVEL JUDGING CRITERIA	Points	Awarded
Notebook contains: Cover sheet, Table of contents, Resume(s), Preface, Body, Tool list, Material list, Timeline photos, Bibliography, Completed documentation (5 points for ea)	50	
Notebook describes job, occupation, or skills accurately?	30	
Notebook meets project specifications/description submitted, evidence of work performed?	20	
Notebook photos meet standards of the occupation quality, finish, neatness, appearance?	20	
Notebooks shows project indicates study/effort expended in design, construction, assembly or arrangement?	10	
Narrative adequately explains steps taken in proper order, with documentation?	20	
Is the procedure documented typical of one found currently in the workplace?	5	
Photographs demonstrate the specific skill, proper safety precautions?	15	
Notebook displays level of professionalism expected of the student(s) involved?	15	
Notebook shows originality and initiative project, reflects work qualified to advance to state?	15	
TOTAL POINTS AWARDED AT DISTRICT	200	
STATE LEVEL JUDGING CRITERIA	Points	Awarded
Relevance: Is it a photograph that would be used by a business for selling a product or promoting their brand?	10	
Impact: Does it capture intended audience's attention?	10	
Composition: Does the use of subject placement, subject grouping, line, texture, forms, and color or tone enhance the center of interest?	20	
Artistic Approach: Is the photographer's inspiration or motivation clear?	10	
Lighting: Did the photographer choose or use proper lighting for the subject?	20	
Exposure: Is the image correctly exposed? Underexposed? Overexposed?	20	
Focus: Is the subject in sharp focus? If not in sharp focus, does it enhance the image?	20	
Skill: Does the photographer show mastery of photographic skills?	20	
Editing Technique: Did the photographer show proper use of editing decision and implementation?	10	
Print Quality and Presentation: Were size/mounting requirements met? Does the print/mounting look clean and professional	10	
Oral Defense: student interview with judge, answer questions about execution and process	50	
TOTAL SCORE STATE (200 District and 200 State Total)	400	

* If an exhibit is rated less than qualified for state or superior, then judges should explain why below:

Score	DISTRICT
180 - 200	Qualified for State
160-179	Excellent
140-159	Good
Below 140	N/A

Score	STATE
360 - 400	Superior
320 – 359	Excellent
280 – 319	Very Good
0 - 279	N/A

District Registration Sticker Should Be Placed Here

122 | Page

State Registration Sticker Should Be Placed Here

PLUMBING JOB EXHIBIT RATING SHEET

DISTRICT LEVEL JUDGING CRITERIA	Points	Awarded
Notebook contains: Cover sheet, Table of contents, Resume(s), Preface, Body, Tool list, Material list, Timeline photos, Bibliography, Completed documentation (5 points for ea)	50	
Notebook describes job, occupation, or skills accurately?	30	
Notebook meets project specifications/description submitted, evidence of work performed?	20	
Notebook photos meet standards of the occupation quality, finish, neatness, appearance?	20	
Notebooks shows project indicates study/effort expended in design, construction, assembly or arrangement?	10	
Narrative adequately explains steps taken in proper order, with documentation?	20	
Is the procedure documented typical of one found currently in the workplace?	5	
Photographs demonstrate the specific skill, proper safety precautions?	15	
Notebook displays level of professionalism expected of the student(s) involved?	15	
Notebook shows originality and initiative project, reflects work qualified to advance to state?	15	
TOTAL POINTS AWARDED AT DISTRICT	200	
STATE LEVEL JUDGING CRITERIA	Points	Awarded
Is the job typical of the occupation, and does the job show originality and initiative and/or ingenuity on the part of the contestant?	25	
Does the job accurately meet the specifications or description submitted with the job, and does it have adequate evidence of the work performed.	25	
Does the job meet the standards of the occupation for Quality, Finish, Neatness, Appearance	40	
Does the job indicate that considerable study and effort was expended? In its design (if applicable), construction, assembly and/or arrangement.	60	
Oral Defense: student interview with judge, answer questions about execution and process	50	
TOTAL SCORE STATE (200 District and 200 State Total)	400	

* If an exhibit is rated less than qualified for state or superior, then judges should explain why below:

Score	DISTRICT
180 - 200	Qualified for State
160-179	Excellent
140-159	Good
Below 140	N/A

Score	STATE
360 - 400	Superior
320 – 359	Excellent
280 – 319	Very Good
0 - 279	N/A

District Registration Sticker Should Be Placed Here

State Registration Sticker Should Be Placed Here

PRECISION MACHINING JOB EXHIBIT RATING SHEET

Individual and Multiple (2-5)

Some exhibits may be entered without the manufacturing processes being done on them. These exhibits were made in school shops where not all manufacturing processes may be available. Some examples are: hardness, surface finish, lettering, coating, surface grinding and kinds of materials used to produce the items.

DISTRICT LEVEL JUDGING CRITERIA	Points	Awarded
Notebook contains: Cover sheet, Table of contents, Resume(s), Preface, Body, Tool list, Material list, Timeline photos, Bibliography, Completed documentation (5 points for ea)	50	
Notebook describes job, occupation, or skills accurately?	30	
Notebook meets project specifications/description submitted, evidence of work performed?	20	
Notebook photos meet standards of the occupation quality, finish, neatness, appearance?	20	
Notebooks shows project indicates study/effort expended in design, construction, assembly or arrangement?	10	
Narrative adequately explains steps taken in proper order, with documentation?	20	
Is the procedure documented typical of one found currently in the workplace?	5	
Photographs demonstrate the specific skill, proper safety precautions?	15	
Notebook displays level of professionalism expected of the student(s) involved?	15	
Notebook shows originality and initiative project, reflects work qualified to advance to state?	15	
TOTAL POINTS AWARDED AT DISTRICT	200	
STATE LEVEL JUDGING CRITERIA	Points	Awarded
Surface finish listed on the plans should be neat in appearance or meet industry standards	40	
The exhibit indicates that considerable skills and knowledge was expanded on its construction or fabrication	40	
Does the job meet the standards of the occupation for Quality, Finish, Neatness, Appearance	30	
Does the job indicate that considerable study and effort was expended? In its design (if applicable), construction, assembly and/or arrangement.	40	
Oral Defense: student interview with judge, answer questions about execution and process	50	
TOTAL SCORE STATE (200 District and 200 State Total)	400	

* If an exhibit is rated less than qualified for state or superior, then judges should explain why below:

Score	DISTRICT
180 - 200	Qualified for State
160-179	Excellent
140-159	Good
Below 140	N/A

Score	STATE
360 - 400	Superior
320 – 359	Excellent
280 – 319	Very Good
0 - 279	N/A

District Registration Sticker Should Be Placed Here

State Registration Sticker Should Be Placed Here

REAL ESTATE JOB EXHIBIT-PENDING REVIEW

THIS DOCUMENT SHOULD BE THE 2nd ITEM IN YOUR NOTEBOOK

PURPOSE: Research and evaluate client request to sell current home and needs for a new home. Using good practices for licensed real estate agent, customer service and entrepreneurship to showcase local home market.

OVERVIEW: The student will create a bio/sales flyer for their real estate business. The client's request for a new home should consist of at least 15 items from the list provided. The student will apply the request to local zip code availability. The student will show research for local homes for sale and create a showing list of local homes to best meet the needs of the client. Assume the home they are selling covers 80% of the new home cost with a 10% down payment. A financial portion will be required to show financing options for purchase and realtor fees. A final proposal in video format (final walk through with client to sign bid) for purchase should be included providing the client with neighborhood statistics, tax rates and livability rating. (The home used in the video can be a representation of a property, it does not have to be the exact home in the proposal)

MATERIALS: Notebook, software for media creation, internet.

JUDGING: Points will be assigned based on the following criteria:

1. Meeting the client's needs: getting best price for sale and best match for buy
2. Research documentation: neighborhoods, pricing trends
3. Marketing campaigns: thorough, clean, effective
4. Quality of work: professional
5. Appropriate pricing: selling and offer, appraisal/inspection factors
6. Proposal video to client showing final home recommendation for purchase, using funds from sale
7. Math/Financial acumen
 - 43,560 square feet/acre calculations
 - tax/mortgage rates
 - fee percentages
 - down payments, credit scores

The image shows two real estate forms side-by-side. The left form is titled 'SELLER' and the right is titled 'BUYER'. Both forms have a 'Life' logo. The 'SELLER' form includes sections for 'OWNER/CO-OWNER' contact, 'PROPERTY ADDRESS', 'PROPERTY INFORMATION' (bedrooms, bathrooms, square feet, lot size, etc.), 'CONDITION OF THE HOME', and 'HOME SHOWING AVAILABILITY'. The 'BUYER' form includes sections for 'NAME/EMAIL/PHONE/ADDRESS', 'EMPLOYER/YEARS EMPLOYED', 'DO YOU HAVE CHILDREN/PETS/MARRIED?', 'DO YOU CURRENTLY RENT OR OWN?', 'WILL YOU BE FINANCING?', and 'LOAN TYPE?'. Both forms have checkboxes for various options like 'SINGLE FAMILY', 'MULTI-FAMILY', 'TOWNHOUSE', 'CONDO', etc.

CLIENT REQUEST MAY CONTAIN THE FOLLOWING:

- Square footage
- Number of bedrooms
- Number of baths
- Single story or multiple
- Closet/storage space
- Fireplace
- Exterior appearance, condition
- Lawn/yard space
- Fence Patio or deck
- Garage
- Energy efficiency
- Roof: age and condition
- Traffic/Noise level
- Safety/Security
- Age mix of inhabitants
- Number of children
- Pet restrictions
- Neighborhood restrictions/ HOA
- Age/condition
- Local schools/ Busing distance
- Quality of teachers, test scores/class size
- Local Parks
- Supermarket
- Work commute
- Shopping
- Child care
- Hospitals
- Doctor/dentist
- Restaurant/entertainment
- Church/synagogue
- Airport
- Highways
- Public transportation

REAL ESTATE JOB EXHIBIT RATING SHEET

DISTRICT LEVEL JUDGING CRITERIA	Points	Awarded
Notebook contains: Cover sheet, Table of contents, Resume(s), Preface, Body, Tool list, Material list, Timeline photos, Bibliography, Completed documentation (5 points for ea)	50	
Notebook describes job, occupation, or skills accurately?	30	
Notebook meets project specifications/description submitted, evidence of work performed?	20	
Notebook photos meet standards of the occupation quality, finish, neatness, appearance?	20	
Notebooks shows project indicates study/effort expended in design, construction, assembly or arrangement?	10	
Narrative adequately explains steps taken in proper order, with documentation?	20	
Is the procedure documented typical of one found currently in the workplace?	5	
Photographs demonstrate the specific skill, proper safety precautions?	15	
Notebook displays level of professionalism expected of the student(s) involved?	15	
Notebook shows originality and initiative project, reflects work qualified to advance to state?	15	
TOTAL POINTS AWARDED AT DISTRICT	200	
STATE LEVEL JUDGING CRITERIA	Points	Awarded
Meeting the client's needs	20	
Research documentation	20	
Marketing campaign for top choice to create bid	20	
Appropriate pricing: negotiating, bidding	20	
Video proposal professional, effective (link can be QR code to watch or computer playing)	20	
Does the proposal indicate that considerable study and effort was expended? In its design, construction, assembly and/or arrangement.	50	
Oral Defense: student interview with judge, answer questions about execution and process	50	
TOTAL SCORE STATE (200 District and 200 State Total)	400	

* If an exhibit is rated less than qualified for state or superior, then judges should explain why below:

Score	DISTRICT
180 - 200	Qualified for State
160-179	Excellent
140-159	Good
Below 140	N/A

Score	STATE
360 - 400	Superior
320 – 359	Excellent
280 – 319	Very Good
0 - 279	N/A

District Registration Sticker Should Be Placed Here

State Registration Sticker Should Be Placed Here

VIDEO PRODUCTION JOB EXHIBIT

THIS DOCUMENT SHOULD BE THE 2nd ITEM IN YOUR NOTEBOOK

A Video Production Job Exhibit is any type of video project created by the registered SkillsUSA student, especially in the categories of Scripted Narrative Video and Short Form Documentary. Video projects are limited to 3 minutes in length and may not include any copyrighted material such as copyrighted music without the inclusion of proof of licensing in the project notebook.

Other non-narrative video products, such as news/sports packages and newscasts do not fall into this job exhibit category.

Your film may contain stock footage as needed for a documentary. Stock footage should not exceed 10% of the total running time.

Individual and Multiple (2-5)

Project Submission Details

Please create one folder per job exhibit containing:

1. One video file
 - a. Must be .mp4 or .mov format
 - b. Name video file according to this structure:
CHAPTERNUMBER_STUDENTNAME_PROJECTNAME.mp4
 - c. 5 minutes max, only the first 5 minutes will be judged
2. One PDF of the project notebook
 - a. Must be a single .PDF file
 - b. Name the notebook file according to this structure:
CHAPTERNUMBER_STUDENTNAME_PROJECTNAME.pdf

VIDEO PRODUCTION JOB EXHIBIT RATING SHEET

DISTRICT LEVEL JUDGING CRITERIA	Points	Awarded
Notebook contains: Cover sheet, Table of contents, Resume(s), Preface, Body, Tool list, Material list, Timeline photos, Bibliography, Completed documentation (5 points for ea)	50	
Notebook describes job, occupation, or skills accurately?	30	
Notebook meets project specifications/description submitted, evidence of work performed?	20	
Notebook photos meet standards of the occupation quality, finish, neatness, appearance?	20	
Notebooks shows project indicates study/effort expended in design, construction, assembly or arrangement?	10	
Narrative adequately explains steps taken in proper order, with documentation?	20	
Is the procedure documented typical of one found currently in the workplace?	5	
Photographs demonstrate the specific skill, proper safety precautions?	15	
Notebook displays level of professionalism expected of the student(s) involved?	15	
Notebook shows originality and initiative project, reflects work qualified to advance to state?	15	
TOTAL POINTS AWARDED AT DISTRICT	200	
STATE LEVEL JUDGING CRITERIA	Points	Awarded
Pre-Program: 5 seconds black, 5 seconds slate (chapter number, contestant name), 5 seconds black	20	
Visual: Camera Focus, Exposure, Framing, Movement, Depth, Angles, Lighting	30	
Audio: Levels, Mixing, Use of Music/Effects, Lack of Distortion/Noise	30	
Editing: Shot Selection and Variety, Pacing, Use of Effective Editing Techniques, Graphics	30	
Talent: On Camera Performance, Voice/Narration Performance, Artistic Ability	20	
Originality: Does the project show originality and initiative and/or ingenuity?	20	
Oral Defense: student interview with judge, answer questions about execution and process	50	
TOTAL SCORE STATE (200 District and 200 State Total)	400	

* If an exhibit is rated less than qualified for state or superior, then judges should explain why below:

Score	DISTRICT
180 - 200	Qualified for State
160-179	Excellent
140-159	Good
Below 140	N/A

Score	STATE
360 - 400	Superior
320 – 359	Excellent
280 – 319	Very Good
0 - 279	N/A

District Registration Sticker Should Be Placed Here

State Registration Sticker Should Be Placed Here

WEB PAGE DESIGN JOB EXHIBIT

THIS DOCUMENT SHOULD BE THE 2nd ITEM IN YOUR NOTEBOOK

RULES:

- Individually produced – no teams.
- Contestant will design a web page over the given prompt using any techniques known.
- Scoring will be judged on inclusion of graphics, layout, design, etc.
- May use other programs to help complete the task. (Graphics programs sound recording programs, etc.).
- Exhibit will be displayed with a notebook, guidelines found in general job exhibit guidelines.

PROCEDURE:

- Contestant will be presented with a fictitious “company” for which to make the web page.
- Contestant will also be given information such as price guides, contact information, and general concept of company, etc.
- Contestant will be required to make a custom logo and slogan for the company.
- Two-page minimum required ensuring linking is correct. (no maximum)

KEEP IN MIND:

- Web pages should be original, yet professional.
- Web page helpers (such as Netscape Composer) are permitted.
- Contestant must create ALL portions of the project (including sounds and images). No plagiarism.

FINAL PRODUCT:

- Contestant will submit a form or documentation with name, school name, and the address of his/her page.

JUDGES WILL EVALUATE:

- Overall look and layout
- Graphics
- Coding (HTML) – technique and neatness
- Usage of information given – (How efficient information was used to complete web page).
- Effectiveness
- Eye Appeal
- Professionalism
- Working Links
- Appropriateness

WEB PAGE DESIGN JOB EXHIBIT RATING SHEET

DISTRICT LEVEL JUDGING CRITERIA	Points	Awarded
Notebook contains: Cover sheet, Table of contents, Resume(s), Preface, Body, Tool list, Material list, Timeline photos, Bibliography, Completed documentation (5 points for ea)	50	
Notebook describes job, occupation, or skills accurately?	30	
Notebook meets project specifications/description submitted, evidence of work performed?	20	
Notebook photos meet standards of the occupation quality, finish, neatness, appearance?	20	
Notebooks shows project indicates study/effort expended in design, construction, assembly or arrangement?	10	
Narrative adequately explains steps taken in proper order, with documentation?	20	
Is the procedure documented typical of one found currently in the workplace?	5	
Photographs demonstrate the specific skill, proper safety precautions?	15	
Notebook displays level of professionalism expected of the student(s) involved?	15	
Notebook shows originality and initiative project, reflects work qualified to advance to state?	15	
TOTAL POINTS AWARDED AT DISTRICT	200	
STATE LEVEL JUDGING CRITERIA	Points	Awarded
Is the job typical of the occupation, and does the job show originality and Initiative and/or ingenuity on the part of the contestant?	30	
Does the job accurately meet the specifications or description submitted with the job, and does it have adequate evidence of the work performed?	40	
Does the job meet the standards of the occupation for quality, finish, neatness, pleasing in appearance?	30	
Does the job indicate that considerable study and effort was expended in its design, coding, and overall appearance/arrangement?	50	
Oral Defense: student interview with judge, answer questions about execution and process	50	
TOTAL SCORE STATE (200 District and 200 State Total)	400	

* If an exhibit is rated less than qualified for state or superior, then judges should explain why below:

Score	DISTRICT
180 - 200	Qualified for State
160-179	Excellent
140-159	Good
Below 140	N/A

Score	STATE
360 - 400	Superior
320 – 359	Excellent
280 – 319	Very Good
0 - 279	N/A

District Registration Sticker Should Be Placed Here

State Registration Sticker Should Be Placed Here

WELDING JOB EXHIBITS ALL CATEGORIES

THIS DOCUMENT SHOULD BE THE 2nd ITEM IN YOUR NOTEBOOK

Purpose

A job exhibit that demonstrates welding skills in one of the following areas.

- Furniture
- Pits
- Trailer
- General

Purpose:

To evaluate each contestant's preparation for employment and to recognize outstanding students for excellence and professionalism in the field of electrical trades

Eligibility:

Open to active SkillsUSA members enrolled in programs with welding applications as the occupational objective. Individual, Multiple (2-5) or Chapter (6-50)

Project Requirements:

- Notebook
- Does the quality of work reflect neatness, pleasing esthetics and understanding of necessary welding techniques?
- Does the supporting documentation demonstrate industry standards?
- Is there supporting documentation about where the student got the plans, idea, materials list and steps in the build process?

WELDING JOB EXHIBIT RATING SHEET

* If an exhibit is rated less than qualified for state or superior, then judges should explain why below:

DISTRICT LEVEL JUDGING CRITERIA	Points	Awarded
Notebook contains: Cover sheet, Table of contents, Resume(s), Preface, Body, Tool list, Material list, Timeline photos, Bibliography, Completed documentation (5 points for ea)	50	
Notebook describes job, occupation, or skills accurately?	30	
Notebook meets project specifications/description submitted, evidence of work performed?	20	
Notebook photos meet standards of the occupation quality, finish, neatness, appearance?	20	
Notebooks shows project indicates study/effort expended in design, construction, assembly or arrangement?	10	
Narrative adequately explains steps taken in proper order, with documentation?	20	
Is the procedure documented typical of one found currently in the workplace?	5	
Photographs demonstrate the specific skill, proper safety precautions?	15	
Notebook displays level of professionalism expected of the student(s) involved?	15	
Notebook shows originality and initiative project, reflects work qualified to advance to state?	15	
TOTAL POINTS AWARDED AT DISTRICT	200	
STATE LEVEL JUDGING CRITERIA	Points	Awarded
Is the job typical of the occupation, and does the job show originality and initiative and/or ingenuity on the part of the contestant?	30	
Does the job accurately meet the specifications or description submitted with the job, and does it have adequate evidence of the work performed.	40	
Does the job meet the standards of the occupation for weld quality, finish, neatness, pleasing in appearance?	30	
Does the job indicate that considerable study and effort was expended in its design, coding, and overall appearance/arrangement?	50	
Oral Defense: student interview with judge, answer questions about execution and process	50	
TOTAL SCORE STATE (200 District and 200 State Total)	400	

Score	DISTRICT
180 - 200	Qualified for State
160-179	Excellent
140-159	Good
Below 140	N/A

Score	STATE
360 - 400	Superior
320 – 359	Excellent
280 – 319	Very Good
0 - 279	N/A

District Registration Sticker Should Be Placed Here

State Registration Sticker Should Be Placed Here

SKILLSUSA TEXAS ONLY COMPETITIONS

- *These Contest are held at the SkillsUSA Texas Championships District and State Conference*
- *Texas only contests do not advance to the national level.*
- *National SkillsUSA Branded clothing not required for District or State.*
- *Penalties for Resume (-10) and Clothing (-10) will mirror National Standards.*
- *Professional Development Test will be applied the same as National competitions*

APPLIED ENGINEERING CONTEST – TEXAS ONLY

Purpose

The contest will develop a team of 4 skills needed to safely design, document/plan, present and construct a solution to the engineering problem unveiled to the team at competition. Skilled and Technical Sciences category.

Clothing Requirement

Official khaki work shirt and pants, black or brown leather work shoes, and safety glasses with side shields or goggles. (Prescription glasses can be used if they are equipped with side shields. If not, they must be covered with goggles.) **OR** White polo type shirt with black dress slacks, and black leather dress shoes.

Eligibility

This contest is open to active SkillsUSA members enrolled in an engineering or manufacturing program.

1. All team members must be active high school or middle school members of SkillsUSA at the local, state, and national level in accordance with state and national guidelines for membership.
2. Teams will consist of 4 members with at least one person being OSHA safety certified to act as the team safety observer, a team captain will also be selected, team captain may also be the safety observer for the team, the team captain will be the only one to interact with judges or file complaints, with the exception of the team presentations.
3. Teams may be made up from a variety of SkillsUSA chapters from a **single school**. Skills/knowledge sets needed for the team must be **and are not limited to**: Hydraulics/pneumatics, electricity/electrical controls, robotics, drill press, vertical/horizontal powered saw use, basic construction skills, applied physics, science, and mathematics.

Safety: Follow all CDC, TEA and any OSHA guidelines

Equipment and Materials

Supplied by the technical committee:

- A. Team work space
- B. All necessary building supplies/parts, inventory list, with costs
- C. Hand tools
- D. Reference materials
- E. Design problem

Supplied by contestant: may be updated in prompt release

- | | |
|--|--|
| A. Pencils and a set of 12 colors map pencils | I. 1 - 1 ½ SkillsUSA 3 ring binder |
| B. Measuring tape | J. Safety glasses (1 per team member) |
| C. Scissors (two per team) | K. Work gloves (two sets per team) |
| D. Utility knife or x-acto (two per team) | L. Basic non-programmable scientific calculators |
| E. 12" ruler with both English/metric markings | M. Resume copy for each team member |
| F. Protractor/compass | N. Copy of OSHA certification |
| G. Blank paper | |
| H. Grid paper | |

Scope of Contest

1. Teams will be given an applied engineering problem that must be completed to given specifications and budget. Each team will, using sound engineering concepts and problem-solving processes, develop, document, present, and execute a plan of action. Prompt released 30 days prior to contest.
 - A. Contestants will come up with a plan of action that will include materials needed & costs, schematic/blue prints, order of assembly, theory/math concepts, and safety concerns. The contestant teams will present orally with supporting documentation, to the judges their plan of action for approval. No actual construction will begin until the team's plan has been approved.
 - B. Proto-types and other various experiments maybe conducted first as long as the documentation/presentation process as described in section 1.A has been done first. A new plan of action may then be developed and presented based with the before mentioned process once the results are discovered. This process may be repeated as often as needed. 2 hour total build time maximum.
 - C. Part of the grading process will be based on how close the final completed project matches the group's documentation and plans. Therefore, a history of lessons learned and design evolution must be included in

each team's documentation and any major changes to the team's plans of actions documented and approved by judges before work may be accomplished.

- D. Judges approval DOES NOT MEAN THAT A TEAMS DESIGN PLAN WILL WORK AS PRESENTED. Approval only means that the plan is basically sound, safe, and meets basic requirements to start building. If plan is not approved judges will state what is missing but will not suggest how to nor help in fixing the team's plan of action.
 - E. As work begins and a safety problem develops, as long as the team safety observer catches the safety problem BEFORE it occurs and DOCUMENTS the problem in the team's paper work then no points will be deducted from the individual team's scores.
2. A written theory test will be given to each team member to take individually. The score of each individual member test grade will be averaged together for the team score. The 30-minute timed test covers subject areas such as:
 - A. Ohms/Kirchoffs Laws
 - B. Power Law
 - C. Metric Prefixes
 - D. Various technical math problems that are algebra/trigonometry based
 - E. Basic safety concepts
 - F. Basic robotic terms and definitions non-equipment specific
 - G. Various laws of physics
 3. Each team member will present a resume to the judging committee. Resumes are to be written for any company/corporation that the individual contestant is interested in as related to this contest. Each resume will have a typed one-paragraph job description of the position being applied for plus job title and company name. The average grade of all resumes submitted will be used for the team score.

Orientation

- Mandatory in uniform with copies of resumes and OSHA certification as well as notebook turned in

Skilled and Technical Contest

Judging Criteria	Points Allowed	Comments
ENGINEERING NOTEBOOK		
Pre-planning documentation and photo evidence of work.	60 points	
Budget outline and blueprints.	40 points	
Engineering Design process and photo evidence of work.	60 points	
Team Resume and OSHA Certificate	20 points	
Neatness and clarity of notebook.	20 points	
PRESENTATION SKILLS		
Each member presents and is well spoken.	40 points	
Effective teamwork in presentation	10 points	Presentation limit 5 min
PROJECT PRODUCTION AND PERFORMANCE		
Project successfully solves challenge.	100 points	
Product meets expectations from Engineering Notebook.	30 points	
Effectiveness and Efficiency	20 points	
PENALTIES		
Clothing Penalty	(-10 per student)	
Resume Penalty	(-10 per student)	Turned in at orientation District & State
Presentation Time Penalty	-10	Per 30 sec over limit
TESTS		
Engineering Knowledge Test (Team Avg)	0-100 points	DISTRICT in person
Professional Development Test (Team Avg)		DISTRICT TIE BREAKER
Engineering Knowledge Test (Team Avg)	0-50 points	State Online in advance
Professional Development Test (Team Avg)	0-50 points	State Online in advance
Total Contest Possible	500 points	

AUDIO – VIDEO PRODUCTION QUIZ BOWL – TEXAS ONLY

Purpose

To test the knowledge of selected team members on various aspects of audio – video production knowledge, professional development and current events.

Eligibility

Open to 5-7 active SkillsUSA members **currently** enrolled in audio – video production instructional programs.

Clothing Requirement

White polo shirt with black dress slacks or black dress skirt (knee-length), black leather dress shoes or official SkillsUSA competition dress. Clothing penalty for not all being dressed alike or not in full compliance, -10 points per member.

Equipment and Materials

- Supplied by the technical committee:
 - One table for each team plus a table for the apparatus and scorekeepers and sufficient tables for the judges
 - Chairs for all participants, committee and judges
 - Podium and public-address system
 - Quiz Bowl online buzzer
 - Sufficient score sheets and pencils for the judges
 - Paper for the team members
 - Calculators for contest officials
- Supplied by the contestants:

All competitors must create a one-page resume and submit a hard copy to the technical committee at orientation. Failure to do so will result in a 10-point penalty.
Cell Phone for online buzzer
- Personnel required:
 - Moderator
 - Operator for the Quiz Bowl apparatus/timekeeper
 - Judges who will serve as scorekeepers

Contest Resources

- AVP Technical Knowledge will include cybercollege.com on-line Television Production Course Modules.
- There will be no study guide prepared for the quiz bowl competitions.
- 100% of questions for the written test are Professional Development questions may be drawn from any of the following sources;
 - SkillsUSA Leadership Handbook*
 - SkillsUSA and SkillsUSA Texas website
 - CareerSafe
 - OSHA's Teen Worker site (www.osha.gov/SLTC/teenworkers.html)
 - Career Essentials Suite
 - SkillsUSA Champions* magazine
 - Robert's Rules of Order, Newly Revised* (current edition)
- 20% of questions for active rounds are current events from AV industry. Items will be taken from these sources published no more than 90 days prior to the date of the contest. Sources can be print or online versions.

Contest Guidelines

- A district may enter one high-school team comprised of five registered members each. The team may perform with four members without penalty in the event that a member fails to show up or is forced to withdraw within five days of the competition, as long as five members were originally registered and verified with the State Office. (See General Regulations.) The written test score will be averaged for 5 members.
- A team may register up to two alternates (in addition to the five team members). The alternates are required to attend orientation and take the written test. The alternate scores will be included in the team average. Registered alternates who take the test may then be allowed to participate in active rounds, as described.
- The moderator will ask questions, and teams will have five seconds to respond. Responding shall be accomplished by activating the buzzer.
- Points are determined on the basis of 10 points awarded for a correct response and ten points deducted for an incorrect response.
- Teams must participate or attempt to answer at least one question per round or receive a 50-point deduction per round.

6. A preliminary round shall be defined as 25 questions; a final round shall be 50 questions with no time limit.
7. If 5 or less teams there will be no preliminary round.
8. A match shall be defined as two rounds, which includes a preliminary round and the final round.
9. A break will be taken after every 10 questions. Contest officials will verify scores at every break. Substitutions of registered alternates may be made only at these breaks, after notifying the moderator.
10. The written test shall be 100 % SkillsUSA Knowledge or Professional Development questions. Once scored, the individual scores of all team members, including alternates, will be averaged to create a team score.
11. 100 percent of the final score will come from active rounds of technical skill questions, the written test score will serve as a tie breaker.
12. Each team will be assigned a table location at the beginning of the event by the contest chair or moderator.
13. The moderator will read a question, and the team that presses the buzzer first will be recognized to answer the question. If a wrong response is given, the team cannot give a second answer and the opposing team(s) will be given an opportunity to buzz in and answer the question.
14. A team may buzz in as soon as it feels it knows the answer. However, the moderator will stop reading the question, and the team must answer based upon what has been read to that point. Some questions may require multiple answers.
15. Once a team buzzes in, it must wait to be identified by the moderator. Any team that responds to the question before being recognized by the moderator will be scored with an incorrect answer.
16. Once recognized, the team members may confer among themselves but must respond within five seconds. In the event that a team misses an answer, unless another team buzzes before the moderator can begin or finish the question, the moderator will begin re-reading the question following the procedure outlined above for the other teams. A question will not be re-read during actual play except upon the request of a judge.
17. Only the first answer given will be considered. If it is a wrong response, the team cannot give another answer, and another team is to have an opportunity to respond to the question. If the moderator inadvertently gives the answer away, the question is voided.
18. Any team member may give the team's answer.
19. If the answer is incomplete, the moderator may ask the team member to be more specific. For example, if the correct answer given is Roosevelt, the moderator may ask which one, or for more information.
20. The moderator will give the correct response in the event no team gives the correct answer.
21. Teams may not use notes, reference materials, calculators or any type of electronic communication. Blank paper will be provided by the officials and taken up at the end of each round. Participants will supply their own pens or pencils to use during the rounds.
22. The judges will make the final ruling on correct or incorrect responses.
23. The timekeeper judge will maintain the official time, which is used only for responding to questions. The time-readout *will not* be visible to the teams.
24. There will be no true/false or multiple-choice questions.
25. In the event that a team believes that an incorrect answer was accepted or a correct answer was not accepted, it may offer a challenge. Only team members may make challenges, and only at the point at which they occur. Challenges may not be made once the next question is read.
26. In the event that the audience gives away an answer, the moderator may void the question with no penalty for any team. The audience member in violation may be removed from the room by the judge.
27. Observer rules determined by the technical chair and observers are not required to be allowed in the room.

AUTOCAD-CIVIL DESIGN COMPETITION-TEXAS ONLY

PURPOSE:

To provide the student an opportunity to work with a realistic situation that they may encounter in industry today. Skilled and Technical Sciences category.

STUDENT ELIGIBILITY:

Open to active SkillsUSA members enrolled in programs utilizing AutoCAD as an occupational objective

CLOTHING REQUIREMENTS:

White polo type shirt with black dress slacks, black dress skirt (knee-length), and black leather dress shoes.

STUDENT BRINGS:

1. Contestants will bring their own computer to do the design work with AutoCAD installed.
2. Calculator
3. Resume

TEST SCOPE:

1. Students will have two hours to create a design of a subdivision using the surveyor and engineering notes. Drawing will include, but not limited to:
 - a) creating lots from the surveyor notes,
 - b) add roads,
 - c) add sidewalks, as specified in notes given to student.
2. Drawing will include all notes and details that are required by engineer notes.
3. Students must be able to create the drawing in model space then move it into paper space at its given scale.

Judging Criteria	Points Allowed	Comments
Competence in following instructions/solution to problem	100	
CAD technique	150	
Accurate Dimensioning, notes & legend	50	
Layout & balance of Presentation	50	
Plotted to correct scale	30	
Oral Professional Assessment	20	
PENALTIES		
Clothing Penalty	-10	
Resume Penalty	-10	Turned in at orientation District & State
TESTS		
AutoCad Knowledge Test	100 points	DISTRICT written in person
Professional Development Test		DISTRICT TIE BREAKER online
AutoCad/Drafting Knowledge Test	50 points	State Online in advance
Professional Development Test	50 points	State Online in advance
Total Contest Possible	500 points	

AUTOMOTIVE QUIZ BOWL – TEXAS ONLY

Purpose

To test the knowledge of selected team members on various aspects of Automotive knowledge, professional development and current events.

Eligibility

Open to a group of 5-7 active SkillsUSA members **currently** enrolled in an automotive instructional program.

Clothing Requirement

White polo shirt with black dress slacks or black dress skirt (knee-length), black leather dress shoes or official SkillsUSA competition dress. Clothing penalty for not all being dressed alike or not in full compliance, -10 points per member.

Equipment and Materials

1. Supplied by the technical committee:
 - One table for each team plus a table for the apparatus and scorekeepers and sufficient tables for the judges
 - Chairs for all participants, committee and judges
 - Podium and public-address system
 - Quiz Bowl online buzzer
 - Sufficient score sheets and pencils for the judges
 - Paper for the team members
 - Calculators for contest officials
2. Supplied by the contestants:

All competitors must create a one-page resume and submit a hard copy to the technical committee at orientation. Failure to do so will result in a 10-point penalty.

Cell phone for online buzzer
3. Personnel required:
 - Moderator
 - Operator for the Quiz Bowl apparatus/timekeeper
 - Judges who will serve as scorekeepers

Contest Resources

1. ASE style questions will be used, taken from the technical information test question banks.
2. There will be no study guide prepared for the quiz bowl competitions.
3. 100% of questions for the written test are Professional Development questions may be drawn from any of the following sources;
 - *SkillsUSA Leadership Handbook*
 - SkillsUSA and SkillsUSA Texas website
 - CareerSafe
 - Career Essentials Suite
 - OSHA's Teen Worker site
(www.osha.gov/SLTC/teenworkers.html)
 - *SkillsUSA Champions* magazine
 - *Robert's Rules of Order, Newly Revised* (current edition)
4. 20% of questions for active rounds are current events from Automotive/Transportation topics. Items will be taken from these sources published no more than 90 days prior to the date of the contest. Sources can be print or online versions.

Contest Guidelines

1. A district may enter one high-school team comprised of five registered members each. The team may perform with four members without penalty in the event that a member fails to show up or is forced to withdraw within five days of the competition, as long as five members were originally registered and verified with the State Office. (See General Regulations.) The written test score will be averaged for 5 members.
2. A team may register up to two alternates (in addition to the five team members). The alternates are required to attend orientation and take the written test. The alternate scores will be included in the team average. Registered alternates who take the test may then be allowed to participate in active rounds, as described.
3. The moderator will ask questions, and teams will have five seconds to respond. Responding shall be accomplished by activating the buzzer.
4. Points are determined on the basis of 10 points awarded for a correct response and ten points deducted for an incorrect response.
5. Teams must participate or attempt to answer at least one question per round or receive a 50-point deduction per round.
6. A preliminary round shall be defined as 25 questions; a final round shall be 50 questions with no time limit.

7. If 5 or less teams there will be no preliminary round.
8. A match shall be defined as two rounds, which includes a preliminary round and the final round.
9. A break will be taken after every 10 questions. Contest officials will verify scores at every break. Substitutions of registered alternates may be made only at these breaks, after notifying the moderator.
10. The written test shall be 100 % SkillsUSA Knowledge or Professional Development questions. Once scored, the individual scores of all team members, including alternates, will be averaged to create a team score.
11. 100 percent of the final score will come from active rounds of technical skill questions, the written test score will serve as a tie breaker.
12. Each team will be assigned a table location at the beginning of the event by the contest chair or moderator.
13. The moderator will read a question, and the team that presses the buzzer first will be recognized to answer the question. If a wrong response is given, the team cannot give a second answer and the opposing team(s) will be given an opportunity to buzz in and answer the question.
14. A team may buzz in as soon as it feels it knows the answer. However, the moderator will stop reading the question, and the team must answer based upon what has been read to that point. Some questions may require multiple answers.
15. Once a team buzzes in, it must wait to be identified by the moderator. Any team that responds to the question before being recognized by the moderator will be scored with an incorrect answer.
16. Once recognized, the team members may confer among themselves but must respond within five seconds. In the event that a team misses an answer, unless another team buzzes before the moderator can begin or finish the question, the moderator will begin re-reading the question following the procedure outlined above for the other teams. A question will not be re-read during actual play except upon the request of a judge.
17. Only the first answer given will be considered. If it is a wrong response, the team cannot give another answer, and another team is to have an opportunity to respond to the question. If the moderator inadvertently gives the answer away, the question is voided.
18. Any team member may give the team's answer.
19. If the answer is incomplete, the moderator may ask the team member to be more specific. For example, if the correct answer given is Roosevelt, the moderator may ask which one, or for more information.
20. The moderator will give the correct response in the event no team gives the correct answer.
21. Teams may not use notes, reference materials, calculators or any type of electronic communication. Blank paper will be provided by the officials and taken up at the end of each round. Participants will supply their own pens or pencils to use during the rounds.
22. The judges will make the final ruling on correct or incorrect responses.
23. The timekeeper judge will maintain the official time, which is used only for responding to questions. The time-readout *will not* be visible to the teams.
24. There will be no true/false or multiple-choice questions.
25. In the event that a team believes that an incorrect answer was accepted or a correct answer was not accepted, it may offer a challenge. Only team members may make challenges, and only at the point at which they occur. Challenges may not be made once the next question is read.
26. In the event that the audience gives away an answer, the moderator may void the question with no penalty for any team. The audience member in violation may be removed from the room by the judge.
27. Observer rules determined by the technical chair and observers are not required to be allowed in the room.

AUTOMOTIVE TRADES TOOL ID APPRENTICE COMPETITION– TEXAS ONLY

Purpose:

To evaluate student's knowledge of various tools used in the automotive trades and be able to correctly identify and correctly spell names of the tools. Skilled and Technical Sciences category.

Student Eligibility:

- Any SkillsUSA member in good standing, enrolled in automotive related courses **that have completed no more than two semesters in an automotive related course** or are enrolled in a middle school chapter. Students are only eligible one conference season; they cannot be entered in this contest consecutive years.

Clothing Requirements:

White polo type shirt with black dress slacks, black dress skirt (knee-length), and black leather dress shoes. **or** work uniforms consistent with Official Technical Standards guidelines for specific automotive trade area. Clothing should not contain any school branding, names or logos.

Materials supplied by

Contest Chair: Powerpoint and answer sheet

Contestants: 2 pens or pencils

Test Scope:

1. Test will be based on power-point presentation of random tools.
2. Test will identify common tools used in various areas of the automotive Trades. (Automotive, Power Equipment, Marine, Motorcycle, Diesel)
3. Students will have 30 seconds per slide to identify **up to** 100 items from a power-point presentations.
4. Resource Snap-On Catalog

Grading:

1. Number of questions and point value may vary between district and state.
2. Students will submit a resume to the judges before starting the test.
3. Deduction of -10 for clothing penalty and -10 for lack of resume will be calculated to final score.
4. Professional Development follows standard for district and state contests: DISTRICT TIE BREAKER online, State Online in advance part of final score.
5. Answer sheet may appear as a worksheet or online.

BUILDING/TACTICAL SEARCH COMPETITION - TEXAS ONLY

Purpose

The purpose of this competition is to evaluate a 4-member team properly and safely conducting a building/tactical search. Skilled and Technical contest category.

Eligibility

Open to a team of **four members** who are active SkillsUSA members enrolled in, or just have completed (within the current membership year), a law and public safety, or other closely related technical, skilled, or service occupation. Team members may be combined from more than one SkillsUSA Texas chapter within a school. A student cannot be entered in any other CJ skilled and technical competition.

Clothing Requirement

Class D: Contest Specific — Blue Attire, No other uniforms are allowed, all gear must be free of any logo/ID Light blue work shirt. Navy pants - must be work-style pants (e.g. Dickie's) or BDU/tactical style (e.g. 511). Black or brown belt. Solid black, brown or tan leather work safety shoes or tactical style boots (with protective toe cap).

Equipment and Materials

Supplied by the technical committee: A scenario with properly equipped and marked area to conduct the contest with a minimum area of two (2) rooms and one (1) hallway, evidence, weapons, suspect(s) and role player(s). Hostage situations not used. Legal issues not the focus, those covered in written exam. A role player may be identified as injured. Medical treatment will not be required, safely verbalize the response to situation and move individual out of harm's way. Various obstacles may be encountered.

Supplied by the contestant (each team member):

- a. Notebook with pens/pencils
- b. Duty belt
 - i. Training holster with training/simulated weapon
 1. Training weapon must inert, clearly be a training weapon - red gun or bright color style.
 2. Weapon must be stored in approved location until needed for competition
 3. No equipment should be worn in public areas outside of the competition area
 - ii. Handcuffs with key and case
 - iii. Flashlight
 - iv. Two pairs of non-latex examination gloves and a pouch
- c. Tactical Gear optional— local school/advisor determined. **No point deductions for teams not having such.**
- d. One-page resume for each team member.

Prohibited Devices

Cell phones or other electronic devices are NOT allowed. Body cameras are not allowed. Real weapons, including batons, are prohibited. If confirmed that the competitor used the device in a manner which compromised the integrity of the competition, the competitor's scores may be canceled.

Scope of the Contest

1. Each four-person team will demonstrate their ability to perform a building search, demonstrating the following
 - a. Fitness Course Stations which will require team problem-solving and fitness to complete. It might be having to get something over an obstacle, a physical problem-solving scenario, and similar challenges.
 - b. Working knowledge of constitutional laws governing the rules of search & seizure/arrest & procedures
 - c. Verbal and non-verbal communications skills/Interpersonal skills
 - d. Patrol procedures/ Proper handcuffing procedures
 - e. Tactical search procedures/Officer's safety
 - f. Proper and safe use of a firearm, weapon control
2. Teams are identified with registration team numbers on badges. No identification of contestant's, schools, or city is allowed by verbal or physical means.
3. Each team must work independently without assistance from instructors, other competitors, or observers. Observation is limited to the area designated by the judges. Unauthorized contact will disqualify the team.
4. Contestants will have a 20-minute time limit to complete the skilled contest. A judge may call STOP prior to the end of time. This may happen for various reasons such as safety, equipment malfunction, personnel issues, etc. In the event of a premature "STOP", the team must stop all movement and wait for instructions.

5. A criminal justice knowledge test may include fill in the blank, multiple choice, list, and true/false questions. The content of the test is exclusively from the current Texas Commission on Law Enforcement (TCOLE) Basic Peace Officer Licensing Course 720 (1000720). Knowledge of laws, tactics, and procedures related to tactical responses from law enforcement officers is required. This test will be given to each member of the team and the score averaged. The number of questions and time limit may vary from district to state.
6. Pre scenario team interview with judges at orientation. Resumes used to evaluate work place readiness.
7. Resources and materials used: • Precision Room Clearing in Urban Operations • SWAT Manual • Archive of Presidential Fitness Test • Youth Fitness Test Norms

Orientation: Mandatory, all team members in uniform with resumes and contest gear.

Contest

Initial Contact– total 180 points	Points	Comments
Proper dispatch communications: location/circumstances.	20	
Contacts witness(es) and /or request dispatch to notify property owner.	20	
Obtains proper intelligence to pre-plan the search.	40	
Approaches entrance and secures point of entrance and other exits.	30	
Properly utilizes available cover to approach the building.	40	
Appropriately draws weapon when needed.	30	
Search of the Building – total 240 points		
Safe entrance into the building.	40	
Utilizes proper communication with other officer(s).	40	
Aware of team and their location (no crossfire situation)	40	
Officers covering each other as they move.	40	
Searches each area thoroughly before moving to the next.	40	
Secured or observed all searched areas after being searched.	40	
Apprehension of Suspect(s) – total 190 points		
Allows the suspect(s) the opportunity to leave the building.	20	
Proper verbal commands used to stabilize suspect(s).	30	
Proper cover positioning of cover officer of arresting officer.	30	
Frisks/searches suspect(s) using proper techniques.	30	
Properly secures any weapon(s).	30	
Proper arrest techniques to secure suspect(s) in handcuffs.	30	
Properly secures the building or turns it over to the owner.	20	
Scenario Response-total 100 points		
Properly adapted to situations: medical, evidence, suspects	50	
Safely adapted to situations: medical, evidence, suspects	50	
Physical Fitness/Obstacles-total 90 points		
Able to maneuver obstacles or assisted teammates to execute	30	
Problem solved to manage obstacles, made quick, safe decisions	30	
Ability to perform physical demands, able to attempt task	30	
Evaluation of Professionalism-total 100 points		
Effective communication as a team, all members participated in search	20	
Professional bearing, demeanor and teamwork.	20	
Verbal and non-verbal skills and command presence.	20	
Interview with Judges	40	
<i>Resumes submitted Turned in at orientation District & State</i>	-10	Per team member
<i>Clothing Violation</i>	-10	per team member
<i>Over the 20-minute Time Limit</i>	-5	each min or fraction thereof
<i>Ethics Penalty/ Safety Penalty</i>	-5	per team member, per incident
Criminal Justice Skills Test	100	DISTRICT written in person
Professional Development Test		DISTRICT TIE BREAKER online
Criminal Justice Skills Test	50	State Online in advance
Professional Development Test	50	State Online in advance
Final Team Score	1000	

CAREER PROMOTION DEMONSTRATION CONTEST – TEXAS ONLY

PURPOSE: To encourage local SkillsUSA chapters to promote the organization, career and technical education and related occupational information through a power point presentation. Leadership Development category.

CLOTHING REQUIREMENTS: SkillsUSA Competition Clothing for the career that is being demonstrated. White polo and black slacks/skirt minimum. Both team members must be dressed alike.

ELIGIBILITY: Team of 2 students enrolled in a career and technical program. High School or Middle School.

PROVIDED BY TECHNICAL COMMITTEE: Space adequate to set-up presentation materials, tables, electricity, chairs.

PROVIDED BY CONTESTANT: Student will provide all materials needed to successfully demonstrate their multi-media demonstration and a copy of their resumes.

SCOPE OF THE CONTEST

1. The multi-media presentation must demonstrate the team’s career area and SkillsUSA activities.
2. The theme for the presentation contest will be established by the [SkillsUSA national office](#).
3. The presentation must be student prepared, original and creative work of the members.
4. The presentation will be three to five minutes in length. A five-point penalty will be assessed for each 30 seconds less than three minutes or over five minutes. The presentation may be geared toward a student population or toward the business population.
5. The chapter name, school, city or state may be used without penalty. Student taken photographs are allowed.
6. Each student shall be prepared to participate in an interview component: a presentation and a question/answer session. There will be no time restrictions on the question/answer session.
7. The interview component will be three to five minutes in length during which the student will describe:
 - i. presentation and how it conforms to the theme,
 - ii. explain the process that the chapter followed to determine the scope and design of the presentation,
 - iii. state the purpose and the educational value of the presentation,
 - iv. discuss the chapter members’ participation in the construction of the PowerPoint presentation.
 - v. tell where the presentation will be used after the competition,
 - vi. explain the benefits of the presentation to the chapter members.
8. A one-inch three ring binder containing pictures and a brief description of the purpose, educational value, development and a construction of the presentation must accompany the presentation. The notebook must be limited to 10 pages (20 surfaces) or less. The students should use the notebook along with the multimedia presentation to assist the judges with conducting the interview.
9. Verification: A letter signed by a local school administrator certifying that the presentation was designed and constructed by the students will be the first page of the notebook.
10. The notebook must be placed with the presentation prior to judging. Failure to do so will result in the notebook not being judged and no points awarded.

Judging Criteria	Points	Comments
ORAL PRESENTATION-150 points		
ORAL Presentation	50	
ORAL: Response to questions	50	
ORAL: Use of notebook	50	
PRESENTATION-350 points		
PRESENTATION: Gains attention	70	
PRESENTATION: Development of Theme	70	
PRESENTATION: Effectiveness	70	
PRESENTATION: Quality	70	
PRESENTATION: Imagination/Creativity	70	
NOTEBOOK-100 points		
NOTEBOOK: Verification Letter	50	
NOTEBOOK: Contents	50	
Max 600 Total Points		District
<i>Resumes submitted Turned in at orientation District & State</i>		-10 Per team member
<i>Clothing Violation</i>		-10 per team member
<i>Presentation - 30 seconds under three minutes or over five minutes</i>		-5
Professional Development Test		DISTRICT TIE BREAKER online
Professional Development Test-team average		50 State Online in advance
Max 650 Total Points		State

COMMUNITY EMERGENCY RESPONSE TEAM (CERT) - TEXAS ONLY

Purpose

To evaluate a team of six contestant's abilities in basic disaster response skills such as team organization, disaster medical operations, fire safety, and light search and rescue using skills and knowledge consistent with CERT training. Occupationally Related category.

Eligibility

Open to active SkillsUSA members enrolled in career technical programs with a current certified CERT instructor, or a curriculum that integrates community emergency response team (TEAM) concepts, training and techniques as an integral component of instructional strategies are eligible to compete. A copy of the instructors CERT certification will be presented at the contestant orientation meeting. The 6 Team members may be from the same Independent School District and may include middle school and high school students.

Clothing Requirement

Light blue (SkillsUSA) work shirt, navy blue work pants, and black or brown leather work shoes/boots. In addition, team members must show ability to wear all CERT Personal Protective Equipment (PPE) at orientation.

Equipment and Materials

Supplied by the technical committee:

- a. Time Keeper
- b. Contest space

Supplied by the contestant:

- a. CERT backpack with appropriate and complete PPE
- b. Appropriate medical supplies for triage, treatment, and assessment of medical injuries
- c. Resume.

Scope of the Contest

The contest will require contestants to utilize basic disaster response skills such as team organization, disaster medical operations, fire safety, and light search and rescue using skills and knowledge consistent with CERT training in a time-constrained environment.

Knowledge Performance

This test is given to each team member and final score averaged. The test may include fill in the blank, multiple choice, list, and true/false questions. The content of the test is exclusively from the current [Basic CERT Participant Manual](#).

Skills Performance

The contest requires the contestants to respond to a scenario utilizing basic disaster response skills such as team organization, disaster medical operations, fire safety, and light search and rescue. Scenario details will be provided at orientation. There is a 25-minute limit to achieve these objectives.

Contest Guidelines

Contestants will participate as a team in satisfying all of the skill elements. Safety is most important; therefore, the following standards apply:

- a. All PPE will be worn throughout the competition by each team members regardless of role.
- b. Penalties will be assessed for over time limit, safety infractions or elements of the skills performed incorrectly.

Orientation Mandatory, in uniform

CERT Contest

Judging Criteria	Points	Comments
Scenario Size Up 150		
Gather facts. Access situation	50	
Consider possibilities and establish priorities	50	
Create plan and determine team execution	50	
Victim Protocol 160		
Initial assessment	40	Bleeding, airway, shock
Basic treatment	40	
Extrication plan	40	
Triage tag/communication	40	Immediate, delayed, minor, dead
Location Security 120		
Threat assessment, damage, containment	40	Contain fire, utility damage
Rescue, search, or assistance plan	40	What other agencies need to help
Secure location from looters, keep public safely away	40	
Site Support 160		
Materials, Tools, Food, Shelter options plan	80	How communicate this message
Medical or emotional support plan	80	What other agencies need to help
Disaster Plan/Team Effectiveness 300		
Plans presented calmly/Team Adaptive to changes	50	Judges may add elements to scenario
Plans executed as a team, good communication	50	
Professionalism and leadership under pressure	50	
Safety and recovery effort decisions made timely	50	
Communicated needs from external sources	50	
Safety for team and situation first priority, PPE gear use	50	PPE/ techniques to minimize risks
Written CERT Test, team average	60	In person district, online state
Max 950 Total Points		District
<i>Resumes submitted Turned in at orientation District & State</i>	-10	Per team member
<i>Clothing Violation</i>	-10	per team member
<i>Skill Element or Teamwork violation</i>	-10	per incident
<i>Safety Violation, action or equipment use</i>	-10	per incident
<i>Scenario Time - 30 seconds over 25 minutes</i>	-10	Max -60, team will be stopped
Professional Development Test		DISTRICT TIE BREAKER online
Professional Development Test-team average	50	State Online in advance
Max 1000 Total Points		State

CONSTRUCTION MATERIALS IDENTIFICATION, APPRENTICE - TEXAS ONLY

Purpose: To test student's knowledge of common construction materials. Skilled and Technical Sciences category.

Eligibility:

Any SkillsUSA member enrolled in construction related courses **who have completed no more than two semesters in construction related course** or are enrolled in a middle school. This includes but is not limited to members enrolled in Building Trades, Plumbing, Electrical, Welding, Masonry, Cabinetmaking, etc. Students may not compete two consecutive years. Contest participants **may not** be competing in any skilled contest at the State level.

Clothing:

White polo with black slacks or skirt **or** work uniforms consistent with Official Technical Standards guidelines for specific trade area.

Materials supplied by technical chair:

1. PowerPoint of materials.
2. Grading sheets.

Material supplied by contestants.

1. Pen or Pencil.
2. Resume.

Scope of Contest:

1. An individual will have a designated amount of time to observe and identify commonly used materials in construction trades.
2. Materials will come from construction related courses such as, but not limited to, carpentry, electrical, plumbing, masonry, and welding areas.
3. Items will be displayed in a power point presentation type format.
4. Spelling will be graded.
5. Identification should be as specific as possible. The more specific the better.
Example: 2 x 4 or 2 x 6. NOT "Board or wood".
Example: PVC or Copper elbow. Not "Curved pipe".
Example: 12-3 Romex. Not "wire".
Example: 8" I-Beam. Not "piece of metal".

Grading:

1. Individuals with the highest number of correct items including spelling will determine the ranking.
2. Any tie will be decided by Professional Development test at district and resumes at state.
3. Professional Development test will follow district and state rules.
4. A deduction of -10 points for clothing penalty and -10 points for resume will be calculated to final score.

CONSTRUCTION TRADES TOOL IDENTIFICATION, APPRENTICE - TEXAS ONLY

Purpose:

To evaluate student's knowledge of various tools used in the construction trades and be able to correctly identify and correctly spell names of the tools. Skilled and Technical Sciences category.

Student Eligibility:

Any SkillsUSA member enrolled in construction related courses ***who have completed no more than two semesters in construction related course*** or are enrolled in a middle school. This includes but is not limited to members enrolled in Building Trades, Plumbing, Electrical, Welding, Masonry, Cabinetmaking, etc. Students may not compete two consecutive years. Contest participants ***may not*** be competing in any skilled contest at the State level.

Clothing:

White polo with black slacks or skirt **or** work uniforms consistent with Official Technical Standards guidelines for specific trade area.

Materials supplied by

Contest Chair: Tools to identify and testing situation, answer sheet

Contestants: Pencil

Test Scope:

1. An individual will have a designated amount of time to observe and identify commonly used tools in construction trades.
2. Materials will come from construction related courses such as, but not limited to, carpentry, electrical, plumbing, masonry, and welding areas.
3. Items will be displayed in a power point presentation type format.
4. Spelling will be graded.
5. Identification should be as specific as possible

Grading:

1. Individuals with the highest number of correct items including spelling will determine the ranking.
2. Any tie will be decided by Professional Development test at district and resumes at state.
3. Professional Development test will follow district and state rules.
4. A deduction of -10 points for clothing penalty and -10 points for resume will be calculated to final score.

COSMETOLOGY 3D ACRYLIC FREEHAND NAIL ART-TEXAS ONLY

Purpose

To evaluate a contestant's mastery of entry-level job skills and to recognize outstanding students for excellence and professionalism in the field of 3D Nail Artistry. Skilled and Technical Sciences category.

Eligibility

- Open to active SkillsUSA members enrolled in career technical programs with Cosmetology/Nail Care as the occupational objective.

Clothing Requirement

White polo type shirt with black dress slacks or black dress skirt (knee-length), black leather dress shoes and white lab jacket. Contestants must wear their official contest clothing to the contest orientation meeting, no exceptions.

Safety Requirement

Students should follow current school and local government guidelines. All implements will be clean and pre-sanitized. Contestant must sanitize hands before beginning procedures, evidence of this should be in the process of preparing for the competition. Disposes of soiled material using infection control procedures. Practice infection control procedures safely throughout competition. Maintains work in a safe and organized manner throughout competition.

Equipment and Materials

Provided by technical committee:

- Table and one chair

To be provided by contestant:

- One practice hand of any kind, prepared prior to contest with solid color, wearable length acrylic base for application.
- One prepared practice hand of any kind displaying the 3D nail art design on 5 fingers as demonstrated in the notebook provided to judges. This hand will be displayed at the contestant's station during the contest. The contestant's number should be visibly labeled on the display hand in black.
- Theme, clearly defined and represented
- Clear top coat nail polish lacquer.
- Student must supply their own tools and equipment to complete the 3D acrylic nail design application
- The following items are NOT ALLOWED, if they are used the student will be disqualified:
 - a) Gems
 - b) Skins
 - c) Feathers
 - d) Rhinestones
 - e) Glitters (premix powder ok)
 - f) Threads
 - g) Fabrics
 - h) Foils
 - i) Beads
 - j) Tapes
 - k) Crystals
 - l) Jewelry
 - m) Paints
 - n) Gels
 - o) Molds
 - p) Stencils
 - q) Electric Drill
 - r) Light cure lamp
 - s) Transfer Foils
 - t) Stamping Plates
 - u) 3D Medium art
 - v) Airbrushing
 - w) Decals
 - x) Cast Moldings
 - y) Light cured polish

Scope of the Contest

The contest will require contestants to perform original, professional and wearable 3D nail art. 2-hour time limit.

Knowledge Performance

There is a written knowledge test required for this contest. The test may include fill in the blank, multiple choice, list, and true/false questions. The content of the test on general nail care knowledge will come from the Milady Textbook of Cosmetology. 30-minute time limit.

Application

Any tip size and any tip length are acceptable, with height no more than ¼ inch. The practice hand, of any kind, used for the contest application must have the solid color base acrylic pre-applied. Students may only use monomer and polymer during the contest. 3-D gel application is not allowed. Clear topcoat may be used to finish their acrylic 3-D nail art design. All 3D acrylic must be completed during the contest time allotted on one hand only.

Submission at Orientation

The contestant must submit a notebook to the technical committee to include:

1. Cover Sheet
2. Resume
3. Table of Contents
4. A specific theme, written description by the student
5. A written original list created by the student of the steps followed to complete the 3D acrylic application
6. Photographs that clearly show the student work throughout the process
7. Citation Page (copyright approval)

Contest Guidelines

Creativity:

- Must have a specific theme
- Clarity of design
- Level of uniqueness

Color Coordination: Colors must work together harmoniously or with the theme.

Theme Continuity: Artistic flow from one finger to another

Summary/Overall Result/Workmanship

- Execution of skill
- Precision and professionalism throughout the contest
- Cleanliness and organization of the working environment
- Sanitation and safety procedures throughout the contest
- Perception and interpretation of written and verbal directives
- Communication and listening skill

Orientation

- Mandatory in uniform with kit

Contest

Criteria 3D Nail Art	Score	Comments
Base Application	25 Points	
Theme Continuity	40 Points	
Clarity of Design	40 Points	
Level of Creativity	40 Points	
Color Coordination	40 Points	
Execution of Skill	40 Points	
Organization	40 Points	
Notebook	50 Points	
Professionalism	35 points	
Sanitation/Safety	50 Points	
<i>Sanitation Penalty</i>	-10 Points	Equipment not pre sanitized
<i>Uniform Penalty</i>	-10 Points	All correct or one deduction
<i>Resume Penalty</i>	-10 Points	Turned in at orientation District & State
Professional Development Test		DISTRICT Tie breaker Taken online
Sanitation Written Test Score	100 Points	DISTRICT Taken In Person on site
Professional Development Test	50 points	STATE Taken online
Skill Written Test Score	50 points	STATE Taken online-Milady
TOTAL SCORE Max 500 Points:		

COSMETOLOGY QUIZ BOWL – TEXAS ONLY

Purpose

To test the knowledge of selected team members on various aspects of Cosmetology knowledge, professional development and current events.

Eligibility

Open to a group of 5-7 active SkillsUSA members **currently** enrolled in cosmetology instructional programs.

Clothing Requirement

White polo shirt with black dress slacks or black dress skirt (knee-length), black leather dress shoes or official SkillsUSA competition dress. Clothing penalty for not all being dressed alike or not in full compliance, -10 points per member.

Equipment and Materials

1. Supplied by the technical committee:
 - One table for each team plus a table for the apparatus and scorekeepers and sufficient tables for the judges
 - Chairs for all participants, committee and judges
 - Podium and public-address system
 - Quiz Bowl online buzzer
 - Sufficient score sheets and pencils for the judges
 - Paper for the team members
 - Calculators for contest officials
2. Supplied by the contestants:

All competitors must create a one-page resume and submit a hard copy to the technical committee at orientation. Failure to do so will result in a 10-point penalty.

Cell phone for online buzzer
3. Personnel required:
 - Moderator
 - Operator for the Quiz Bowl apparatus/timekeeper
 - Judges who will serve as scorekeepers

Contest Resources

1. Questions will consist of materials from: Milady standard and Pivot Point
2. There will be no study guide prepared for the quiz bowl competitions.
3. 100% of questions for the written test are Professional Development questions may be drawn from any of the following sources;
 - *SkillsUSA Leadership Handbook*
 - SkillsUSA and SkillsUSA Texas website
 - CareerSafe
 - OSHA's Teen Worker site (www.osha.gov/SLTC/teenworkers.html)
 - Career Essentials Suite
 - *SkillsUSA Champions* magazine
 - *Robert's Rules of Order, Newly Revised* (current edition)
4. 20% of questions for active rounds are current topics from the Cosmetology industry. Items will be taken from these sources published no more than 90 days prior to the date of the contest. Sources can be print or online versions.

Contest Guidelines

1. A district may enter one high-school team comprised of five registered members each. The team may perform with four members without penalty in the event that a member fails to show up or is forced to withdraw within five days of the competition, as long as five members were originally registered and verified with the State Office. (See General Regulations.) The written test score will be averaged for 5 members.
2. A team may register up to two alternates (in addition to the five team members). The alternates are required to attend orientation and take the written test. The alternate scores will be included in the team average. Registered alternates who take the test may then be allowed to participate in active rounds, as described.
3. The moderator will ask questions, and teams will have five seconds to respond. Responding shall be accomplished by activating the buzzer.
4. Points are determined on the basis of 10 points awarded for a correct response and ten points deducted for an incorrect response.
5. Teams must participate or attempt to answer at least one question per round or receive a 50-point deduction per round.
6. A preliminary round shall be defined as 25 questions; a final round shall be 50 questions with no time limit.

7. If 5 or less teams there will be no preliminary round.
8. A match shall be defined as two rounds, which includes a preliminary round and the final round.
9. A break will be taken after every 10 questions. Contest officials will verify scores at every break. Substitutions of registered alternates may be made only at these breaks, after notifying the moderator.
10. The written test shall be 100 % SkillsUSA Knowledge or Professional Development questions. Once scored, the individual scores of all team members, including alternates, will be averaged to create a team score.
11. 100 percent of the final score will come from active rounds of technical skill questions, the written test score will serve as a tie breaker.
12. Each team will be assigned a table location at the beginning of the event by the contest chair or moderator.
13. The moderator will read a question, and the team that presses the buzzer first will be recognized to answer the question. If a wrong response is given, the team cannot give a second answer and the opposing team(s) will be given an opportunity to buzz in and answer the question.
14. A team may buzz in as soon as it feels it knows the answer. However, the moderator will stop reading the question, and the team must answer based upon what has been read to that point. Some questions may require multiple answers.
15. Once a team buzzes in, it must wait to be identified by the moderator. Any team that responds to the question before being recognized by the moderator will be scored with an incorrect answer.
16. Once recognized, the team members may confer among themselves but must respond within five seconds. In the event that a team misses an answer, unless another team buzzes before the moderator can begin or finish the question, the moderator will begin re-reading the question following the procedure outlined above for the other teams. A question will not be re-read during actual play except upon the request of a judge.
17. Only the first answer given will be considered. If it is a wrong response, the team cannot give another answer, and another team is to have an opportunity to respond to the question. If the moderator inadvertently gives the answer away, the question is voided.
18. Any team member may give the team's answer.
19. If the answer is incomplete, the moderator may ask the team member to be more specific. For example, if the correct answer given is Roosevelt, the moderator may ask which one, or for more information.
20. The moderator will give the correct response in the event no team gives the correct answer.
21. Teams may not use notes, reference materials, calculators or any type of electronic communication. Blank paper will be provided by the officials and taken up at the end of each round. Participants will supply their own pens or pencils to use during the rounds.
22. The judges will make the final ruling on correct or incorrect responses.
23. The timekeeper judge will maintain the official time, which is used only for responding to questions. The time-readout *will not* be visible to the teams.
24. There will be no true/false or multiple-choice questions.
25. In the event that a team believes that an incorrect answer was accepted or a correct answer was not accepted, it may offer a challenge. Only team members may make challenges, and only at the point at which they occur. Challenges may not be made once the next question is read.
26. In the event that the audience gives away an answer, the moderator may void the question with no penalty for any team. The audience member in violation may be removed from the room by the judge.
27. Observer rules determined by the technical chair and observers are not required to be allowed in the room.

CRIMINAL JUSTICE QUIZ BOWL – TEXAS ONLY

Purpose

To test the knowledge of selected team members on various aspects of criminal justice knowledge, professional development and current events.

Eligibility

Open to a group of 5-7 active SkillsUSA members **currently** enrolled in criminal justice instructional programs.

Clothing Requirement

White polo shirt with black dress slacks or black dress skirt (knee-length), black leather dress shoes or official SkillsUSA competition dress. Clothing penalty for not all being dressed alike or not in full compliance, -10 points per member.

Equipment and Materials

- Supplied by the technical committee:
 - One table for each team plus a table for the apparatus and scorekeepers and sufficient tables for the judges
 - Chairs for all participants, committee and judges
 - Podium and public-address system
 - Quiz Bowl online buzzer
 - Sufficient score sheets and pencils for the judges
 - Paper for the team members
 - Calculators for contest officials
- Supplied by the contestants:

All competitors must create a one-page resume and submit a hard copy to the technical committee at orientation. Failure to do so will result in a 10-point penalty.

Cell phone for online buzzer
- Personnel required:
 - Moderator
 - Operator for the Quiz Bowl apparatus/timekeeper
 - Judges who will serve as scorekeepers

Contest Resources

- Topics for the Criminal Justice questions shall be a) Law/Legal; b) Law Enforcement; and c) Corrections.
- There will be no study guide prepared for the quiz bowl competitions.
- 100% of questions for the written test are Professional Development questions may be drawn from any of the following sources;
 - SkillsUSA Leadership Handbook*
 - SkillsUSA and SkillsUSA Texas website
 - CareerSafe
 - OSHA's Teen Worker site
(www.osha.gov/SLTC/teenworkers.html)
 - Career Essentials Suite
 - SkillsUSA Champions* magazine
 - Robert's Rules of Order, Newly Revised*
(current edition)
- 20% of questions for active rounds are current events from CJ or Law topics. Items will be taken from these sources published no more than 90 days prior to the date of the contest. Sources can be print or online versions.

Contest Guidelines

- A district may enter one high-school team comprised of five registered members each. The team may perform with four members without penalty in the event that a member fails to show up or is forced to withdraw within five days of the competition, as long as five members were originally registered and verified with the State Office. (See General Regulations.) The written test score will be averaged for 5 members.
- A team may register up to two alternates (in addition to the five team members). The alternates are required to attend orientation and take the written test. The alternate scores will be included in the team average. Registered alternates who take the test may then be allowed to participate in active rounds, as described.
- The moderator will ask questions, and teams will have five seconds to respond. Responding shall be accomplished by activating the buzzer.
- Points are determined on the basis of 10 points awarded for a correct response and ten points deducted for an incorrect response.
- Teams must participate or attempt to answer at least one question per round or receive a 50-point deduction per round.
- A preliminary round shall be defined as 25 questions; a final round shall be 50 questions with no time limit.
- If 5 or less teams there will be no preliminary round.

8. A match shall be defined as two rounds, which includes a preliminary round and the final round.
9. A break will be taken after every 10 questions. Contest officials will verify scores at every break. Substitutions of registered alternates may be made only at these breaks, after notifying the moderator.
10. The written test shall be 100 % SkillsUSA Knowledge or Professional Development questions. Once scored, the individual scores of all team members, including alternates, will be averaged to create a team score.
11. 100 percent of the final score will come from active rounds of technical skill questions, the written test score will serve as a tie breaker.
12. Each team will be assigned a table location at the beginning of the event by the contest chair or moderator.
13. The moderator will read a question, and the team that presses the buzzer first will be recognized to answer the question. If a wrong response is given, the team cannot give a second answer and the opposing team(s) will be given an opportunity to buzz in and answer the question.
14. A team may buzz in as soon as it feels it knows the answer. However, the moderator will stop reading the question, and the team must answer based upon what has been read to that point. Some questions may require multiple answers.
15. Once a team buzzes in, it must wait to be identified by the moderator. Any team that responds to the question before being recognized by the moderator will be scored with an incorrect answer.
16. Once recognized, the team members may confer among themselves but must respond within five seconds. In the event that a team misses an answer, unless another team buzzes before the moderator can begin or finish the question, the moderator will begin re-reading the question following the procedure outlined above for the other teams. A question will not be re-read during actual play except upon the request of a judge.
17. Only the first answer given will be considered. If it is a wrong response, the team cannot give another answer, and another team is to have an opportunity to respond to the question. If the moderator inadvertently gives the answer away, the question is voided.
18. Any team member may give the team's answer.
19. If the answer is incomplete, the moderator may ask the team member to be more specific. For example, if the correct answer given is Roosevelt, the moderator may ask which one, or for more information.
20. The moderator will give the correct response in the event no team gives the correct answer.
21. Teams may not use notes, reference materials, calculators or any type of electronic communication. Blank paper will be provided by the officials and taken up at the end of each round. Participants will supply their own pens or pencils to use during the rounds.
22. The judges will make the final ruling on correct or incorrect responses.
23. The timekeeper judge will maintain the official time, which is used only for responding to questions. The time-readout *will not* be visible to the teams.
24. There will be no true/false or multiple-choice questions.
25. In the event that a team believes that an incorrect answer was accepted or a correct answer was not accepted, it may offer a challenge. Only team members may make challenges, and only at the point at which they occur. Challenges may not be made once the next question is read.
26. In the event that the audience gives away an answer, the moderator may void the question with no penalty for any team. The audience member in violation may be removed from the room by the judge.
27. Observer rules determined by the technical chair and observers are not required to be allowed in the room.

CULINARY QUIZ BOWL – TEXAS ONLY

Purpose

To test the knowledge of selected team members on various aspects of culinary knowledge, professional development and current events.

Eligibility

Open to group of 5-7 active SkillsUSA members **currently** enrolled in culinary instructional programs.

Clothing Requirement

White polo shirt with black dress slacks or black dress skirt (knee-length), black leather dress shoes or official SkillsUSA competition dress. Clothing penalty for not all being dressed alike or not in full compliance, -10 points per member.

Equipment and Materials

- Supplied by the technical committee:
 - One table for each team plus a table for the apparatus and scorekeepers and sufficient tables for the judges
 - Chairs for all participants, committee and judges
 - Podium and public-address system
 - Quiz Bowl online buzzer
 - Sufficient score sheets and pencils for the judges
 - Paper for the team members
 - Calculators for contest officials
- Supplied by the contestants:

All competitors must create a one-page resume and submit a hard copy to the technical committee at orientation. Failure to do so will result in a 10-point penalty.

Cell phone for online buzzer
- Personnel required:
 - Moderator
 - Operator for the Quiz Bowl apparatus/timekeeper
 - Judges who will serve as scorekeepers

Contest Resources

- Questions are sourced from On Cooking and On Baking, ServSafe – Food Handler
- There will be no study guide prepared for the quiz bowl competitions.
- 100% of questions for the written test are Professional Development questions may be drawn from any of the following sources;
 - SkillsUSA Leadership Handbook*
 - SkillsUSA and SkillsUSA Texas website
 - CareerSafe
 - OSHA's Teen Worker site (www.osha.gov/SLTC/teenworkers.html)
 - Career Essentials Suite
 - SkillsUSA Champions* magazine
 - Robert's Rules of Order, Newly Revised* (current edition)
- 20% of the questions for active rounds are current Culinary topics, Items will be taken from sources published no more than 90 days prior to the date of the contest. Sources can be print or online versions.

Contest Guidelines

- A district may enter one high-school team comprised of five registered members each. The team may perform with four members without penalty in the event that a member fails to show up or is forced to withdraw within five days of the competition, as long as five members were originally registered and verified with the State Office. (See General Regulations.) The written test score will be averaged for 5 members.
- A team may register up to two alternates (in addition to the five team members). The alternates are required to attend orientation and take the written test. The alternate scores will be included in the team average. Registered alternates who take the test may then be allowed to participate in active rounds, as described.
- The moderator will ask questions, and teams will have five seconds to respond. Responding shall be accomplished by activating the buzzer.
- Points are determined on the basis of 10 points awarded for a correct response and ten points deducted for an incorrect response.
- Teams must participate or attempt to answer at least one question per round or receive a 50-point deduction per round.
- A preliminary round shall be defined as 25 questions; a final round shall be 50 questions with no time limit.
- If 5 or less teams there will be no preliminary round.
- A match shall be defined as two rounds, which includes a preliminary round and the final round.

9. A break will be taken after every 10 questions. Contest officials will verify scores at every break. Substitutions of registered alternates may be made only at these breaks, after notifying the moderator.
10. The written test shall be 100 % SkillsUSA Knowledge or Professional Development questions. Once scored, the individual scores of all team members, including alternates, will be averaged to create a team score.
11. 100 percent of the final score will come from active rounds of technical skill questions, the written test score will serve as a tie breaker.
12. Each team will be assigned a table location at the beginning of the event by the contest chair or moderator.
13. The moderator will read a question, and the team that presses the buzzer first will be recognized to answer the question. If a wrong response is given, the team cannot give a second answer and the opposing team(s) will be given an opportunity to buzz in and answer the question.
14. A team may buzz in as soon as it feels it knows the answer. However, the moderator will stop reading the question, and the team must answer based upon what has been read to that point. Some questions may require multiple answers.
15. Once a team buzzes in, it must wait to be identified by the moderator. Any team that responds to the question before being recognized by the moderator will be scored with an incorrect answer.
16. Once recognized, the team members may confer among themselves but must respond within five seconds. In the event that a team misses an answer, unless another team buzzes before the moderator can begin or finish the question, the moderator will begin re-reading the question following the procedure outlined above for the other teams. A question will not be re-read during actual play except upon the request of a judge.
17. Only the first answer given will be considered. If it is a wrong response, the team cannot give another answer, and another team is to have an opportunity to respond to the question. If the moderator inadvertently gives the answer away, the question is voided.
18. Any team member may give the team's answer.
19. If the answer is incomplete, the moderator may ask the team member to be more specific. For example, if the correct answer given is Roosevelt, the moderator may ask which one, or for more information.
20. The moderator will give the correct response in the event no team gives the correct answer.
21. Teams may not use notes, reference materials, calculators or any type of electronic communication. Blank paper will be provided by the officials and taken up at the end of each round. Participants will supply their own pens or pencils to use during the rounds.
22. The judges will make the final ruling on correct or incorrect responses.
23. The timekeeper judge will maintain the official time, which is used only for responding to questions. The time-readout *will not* be visible to the teams.
24. There will be no true/false or multiple-choice questions.
25. In the event that a team believes that an incorrect answer was accepted or a correct answer was not accepted, it may offer a challenge. Only team members may make challenges, and only at the point at which they occur. Challenges may not be made once the next question is read.
26. In the event that the audience gives away an answer, the moderator may void the question with no penalty for any team. The audience member in violation may be removed from the room by the judge.
27. Observer rules determined by the technical chair and observers are not required to be allowed in the room.

DESKTOP PUBLISHING (ELECTRONIC PRE-PRESS) CONTEST-TEXAS ONLY

Purpose Evaluate each contestant's preparation for employment and to recognize outstanding students for excellence and professionalism in the field of (EPP) Desktop Publishing. Occupational category.

Eligibility This contest is open to active SkillsUSA members enrolled in programs with Graphic Communications as the occupational objective.

Clothing Requirement White polo shirt, black dress slacks/skirt (knee-length), black leather dress shoes

Equipment and Materials

Supplied by the Technical Chair

a) Printer

b) All necessary information/space for the contest

Supplied by the contestant:

a) Computer

f) Pen/pencil

b) Software required by tech chair

g) Pantone Matching System Book (PMS)

c) Line gauge

h) Resume

d) Proportional scale

e) Thumb Drive

Scope of the Contest Contestants demonstrate ability to perform tasks relating to EPP.

- | | |
|---|---|
| 1. Create Digital File | 9. Create PMS colors |
| 2. Set up and Select Appropriate pagination for a given job | 10. Create Reverse type |
| 3. Demonstrate text alignment & element | 11. Set columns |
| 4. Flow copy from word processing program or from thumb drive to page layout program. | 12. Use Utilities plug-ins to build booklet |
| 5. Flow graphics from an existing file into a publication | 13. Use of Gradients |
| 6. Create a logo using Adobe Illustrator | 14. Set type on curve |
| 7. Crop photos | 15. Use Master pages |
| 8. Create a color logo from a b/w logo using Adobe Photoshop | 16. Use Text-wrap |
| | 17. Use of clipping/work paths in Adobe Photoshop |
| | 18. Print 2-sided color copy |
| | 19. Scan Photos |

Knowledge Performance

The contest will include a written exam that assesses (EPP) Desktop Publishing knowledge.

Orientation

Mandatory, in uniform

Contest

Judging Criteria	Points	Comments
Front cover followed instructions- original idea for type	80	Prompt released
Placement of images	40	
Text Formatting	40	
Correct Use of Columns	40	
Correct pantone colors and borders around pictures	40	
Attention to Detail	40	
Correct Fonts-reg, bold, italic, bold italic	40	
Back cover design	40	
Layout saved to pdf correct pagination	40	
<i>Resumes submitted Turned in at orientation District & State</i>	-10	Per team member
<i>Clothing Violation</i>	-10	per team member
Written Skills Test Score	100	District in person
Written Skills Test Score	50	State Online in advance
Professional Development Test		DISTRICT TIE BREAKER online
Professional Development Test	50	State Online in advance
Total Score	500	

ESPORTS DEMONSTRATION CONTEST – TEXAS ONLY

PURPOSE: Under the Business Management and Administration Career Cluster for TEKS, this competition focuses on students that are preparing for ESports careers managing aspects such as talent development, operations and team/event management. A thorough understanding of business practices, technology, marketing, professionalism and leadership are required. <https://www.texsef.org> 2025 is the second year of demonstration status.

CLOTHING REQUIREMENTS: White polo shirt with black dress slacks, black dress skirt (knee-length), black leather dress shoes. Team specific gear not allowed.

ELIGIBILITY: Team of 3 students from same campus, enrolled in a career and technical program. High & Middle School.

PROVIDED BY TECHNICAL COMMITTEE: Contest space, chairs, tables, electricity, and wifi for the teams to compete. Online platform for competition if needed.

PROVIDED BY CONTESTANT: Each team member will provide a computer and game controller. Must be verified and approved at orientation by judges. A team will provide a portfolio per the rubric to present in advance online as a single pdf and in person in a 3 ring binder to the judges on site.

SCOPE OF THE CONTEST

1. Submit a portfolio as a single pdf prior to contest and in person at orientation that consists of the following:
 - a. Resume for each team member.
 - b. Cover letter from each team member addressed to a prospective employer detailing ability to be a valuable member to team.
 - c. Copies of any certificates, letters of recognition or awards for each team member relating to the industry.
 - d. A team produced business plan for stating an ESports club. This model should show a career path, address trends in the industry and ethical content creation. The following items must be present in the business plan:
 - i. A mission statement
 - ii. the role each team member will play in the success of the operations
 - iii. basic club budget outlining profitability and fundraising needs
 - iv. sample sponsorship request letter
 - v. club competition rules or membership agreement
 - vi. defined space and equipment needs for competitions and costs associated with in person events
 - e. Create a club logo and include a branding package showing application in social media, clothing and sponsorship or fundraising applications. (<https://esportsgear.com/>)
 - f. Showcase one platform for live stream, podcasting or blogging to showcase the club events
 - g. Include 3 elements of a marketing campaign to showcase the new brand and addressing the needs and challenges of the audience.
 - h. Detail the troubleshooting process to handle 3 common problems that may arise with software and hardware issues during a tournament.
2. Submit a 3 ring binder containing the above portfolio in person to judges the day of competition.
3. Prepare for a team interview to discuss the portfolio in person on day of competition with a judge's panel.
4. Competition bracket will be best of 3 games in Rocket League. One hour per 3 game round allowed. No secondary bracket will be played. District contest may be played online.
5. Combined score of submission and game play with elimination per round will determine the top 3 teams.

ORIENTATION: Mandatory in uniform, turn in binder.

Rocket League Rules:

THIS LEAGUE IS IN NO WAY SPONSORED, ENDORSED, OR ADMINISTERED BY, OR OTHERWISE ASSOCIATED WITH, PSYONIX LLC. THE INFORMATION PLAYERS PROVIDE IN CONNECTION WITH THIS LEAGUE IS BEING PROVIDED TO THE LEAGUE ORGANIZERS AND NOT TO PSYONIX LLC.

1. Anti-Cheat: No additional anti-cheat is required for official matches.
2. Match Procedure
 - 2.1. Tiebreakers: Head to head matchup, Win/loss record in during the season, Goal differential
 - 2.2 Supported Platforms: PC, XBOX/S, XB1, PS5, PS4, Nintendo Switch
 - 2.3. Game Lobby: The Coach or team Captain (designated after brackets formed) should reach out to the other team before the match to share information. The home team will create the lobby. The away team will have a choice of which team is which color, which will not change for the duration of the match. The default arena played is DFH Stadium. Teams are free to change the arena at any time so long as both teams consent and the arena is playable according to rule 2.3.
 - a. Lobby Settings: Game Mode: Soccer Team Size: 3v3 Bot Difficulty: No Bots
Arena: DFH Stadium OR another arena agreed upon by both teams from the list in 2.3.
 - b. Team Settings: Team Names should be in accordance with the sides chosen by the away team. Primary and accent colors should be set to Default

c. Mutator Settings:

Preset Settings: Custom	Series Length: 5 games	Ball Size: Default	Gravity: Default
Match Length: 5 minutes	Game Speed: Default	Ball Bounciness: Default	Demolish: Default
Max Score: Unlimited	Ball Max Speed: Default	Boost Amount: Default	Respawn Time: 3 seconds
Overtime: Unlimited	Ball Type: Default	Rumble: None	
	Ball Physics: Default	Boost Strength: 1x	

d. Region: As decided on in 2.4. Joinable By: Name/Password (to be determined by hosting team).

2.4. Arenas: The following arenas are available for switching to during an official match:

Aquadom	DFH Stadium (Stormy)	Neo Tokyo	Urban Central (Night)
Champions Field	Mannfield	Salty Shores	Utopia Coliseum
Champions Field (Day)	Mannfield (Night)	Starbase ARC	Utopia Coliseum (Dusk)
DFH Stadium	Mannfield (Snowy)	Urban Central	Utopia Coliseum (Snowy)
DFH Stadium (Day)	Mannfield (Stormy)	Urban Central (Dawn)	Wasteland

3. Restrictions

3.1. Customization: Any bodies, decals, wheels, rocket boosts, toppers, antennae, goal explosions, trails, or engine audios that are currently disabled in competitive 3v3 queues are not permitted for use in official matches. Anyone caught using these customizations can result in forfeiture of the match.

3.2. Leaving and Rejoining Teams: Players are not allowed to leave their team and then rejoin to put them on the other side of the arena and will be considered cheating.

4. Stoppage of Play: Should a player disconnect from the game less than 30 seconds into the match or before the shot to make the first goal of the game is taken the game will be restarted. If either of these events have occurred, the game will continue. Disconnected players will be able to rejoin the lobby for the next game.

5. Team Rosters: Rocket team rosters require a minimum of 3 players and are limited to a maximum of 4 players (3 starting players and 1 substitute players). Rosters that do not meet the minimum or exceed the maximum number of players will not be allowed to participate in official matches. Player Substitutions made only between bracket rounds.

6. Tournament: Rocket League will consist of eight (8) groups. Each group will consist of four teams. Teams will play three (3) matches against the teams in their group. The top two teams will move on to the bracket stage.

6.1. Seeding for bracket play is based on:

1st round: Score of online submission package

Win/loss record in group stage and Goal Differential

Then: Overall Record in Group Stage

Head to head matchup (if played against tied team)

CONTEST

Judging Criteria	Points	Comments
Portfolio Uploaded as single pdf and presented in binder	50	25 points upload, 25 points binder
Mission Statement	30	
Team member roles, org chart	10	
Basic Budget	30	
Sponsorship Request	20	
Club Rules	50	
Event Plans	50	
Club Logo	50	
Branding Package	50	
Platform for event broadcast	20	
Marketing Campaign	30	10 points per element
Troubleshooting process	30	10 points per element
Team Interview: professional, knowledgeable, prepared	30	
Game Play	0-500	100 points per match won for team
<i>Official Dress per contestant</i>	-10	No club jerseys allowed
<i>Interview/Presentation does not participate in interview</i>	-10	per team member
<i>Resumes, Turned in at orientation District & State</i>	-10	per team member
Professional Development Test		DISTRICT TIE BREAKER online
Max Points	950	District
Professional Development Test	50	State Online in advance
Max Points	1000	State

EMBLEM CEREMONY CONTEST - TEXAS ONLY

Purpose

To evaluate the contestants understanding of the symbolic representation of the colors and assembled parts of the SkillsUSA emblem. Leadership Development category.

Clothing Requirement

Official SkillsUSA Leadership contest: Red jacket, black bottom, white shirt, per the National standard.

Eligibility

Open to active SkillsUSA student members. Team members cannot compete in OCC and Emblem Ceremony. High School and Middle School teams of 3. Team members may be from the same campus.

Observer Rule

No observers are allowed in the demonstration room while a team is competing.

Scope of the Contest

- A) Contestants will be judged on the following abilities:
 1. Teamwork and coordinated movements of walking, standing and sitting
 2. Memorization and recitation in unison
 3. Good grooming in dress and personal hygiene
 4. Pronunciation of words in a clear and understandable manner
 5. Good platform deportment and confident appearance]
 6. Variances of voice pitch, tone, tempo and volume
- B) The contest is a demonstration of the SkillsUSA Opening and Closing Ceremonies conducted according to the script provided with these rules. No other method of performing the ceremony will be allowed for the purpose of the contest demonstration.
- C) Teams order of performance will be determined during the pre-contest orientation meeting. All team members must attend orientation in uniform.
- D) Each team will consist of three registered members in the roles of Officer A, Officer B and Officer C.
- E) There is no time limit for the demonstration.
- F) Only the official SkillsUSA emblem will be used.

Equipment and Materials

1. Supplied by the technical committee
 - Official SKILLSUSA emblem with easel.
 - U.S. flag
 - Gavel and sound block
 - Speaker's stand (lectern)
 - Two tables 8' long and 30" wide
 - Six chairs
 - Judges copy of the EC Script
 - All necessary information and furnishings for judges and technical committee
1. Students must supply a copy of their resume.

Orientation: Mandatory in uniform

Contest Script:

The officers will walk in from the outside entrance to their respective places and remain standing.

OFFICER A: (Raps twice with the gavel.) The meeting will come to order. The emblem is symbolic of the SKILLSUSA organization. You are about to witness the Emblem Ceremony, in which the meaning of each component of our emblem will be given and the significance of the colors described. (Rap the gavel once to seat B and C) (Pick up the Shield and say) The Shield represents patriotism. (pause) The shield denotes our belief in democracy, liberty, and the American way of life. (Affix Shield to emblem stand, turn and call Officer B. Officer B stands, picks up the gear. Officer A returns to seat.)

OFFICER B: (Moves to the podium and says) The Gear represents the industrial society. (pause) The gear, symbolic of the industrial society, denotes the interdependence and cooperation of the individual working with labor and management for the betterment of mankind. (Affix gear to emblem stand and call Officer C. Officer C stands and picks up the torch. Officer B is seated.)

OFFICER C: (Moves to the podium and says) The Torch represents knowledge. (pause) The flaming torch reflects the light of knowledge, which dispels the darkness of ignorance. In the light of the torch, progress will be made toward the vocational goals of the individual (Affix torch to emblem stand and call Officer _____. Officer _____ stands and picks up the orbital circles. Officer C is seated.)

OFFICER _____: (Moves to the podium and says) The Orbital Circles represent technology. (pause) The circles represent the challenge of modern technology and the training needed to accept and master new technical frontiers and the need for continuous education. (Affix circles to emblem stand and call Officer _____. Officer _____ picks up the hands. Officer _____ is seated.)

OFFICER _____: (Moves to the podium and says) The Hands represent the individual. (pause) The Hands portray a search for knowledge and our desire to acquire a skill. In the process of attaining knowledge and skill, we will develop a respect for the dignity of work and become productive and responsible citizens. (Affix the hands to the emblem stand and continue by saying). With the affixing of the golden hands, we add the final official color of SkillsUSA. The colors of the emblem represent our organization. Red and white represent the individual states and chapters; blue represents the common union of the states and the chapters; and gold represents the individual, the most important element of SkillsUSA. (Call Officer A. Officer A stands and picks up the SkillsUSA Officer _____ is seated.)

OFFICER A: (Moves to the emblem stand, affixes the letters and says) All of the components constitutes our emblem. Separately, they represent the fundamental principles and purposes of our organization. The emblem represents SkillsUSA. (pause, move to the podium, rap the gavel three times for all to stand, then say) We will respect our organization by reciting the SkillsUSA Pledge.

IN UNISON: UPON MY HONOR, I pledge

To prepare myself by diligent study and ardent practice to become a worker whose services will be recognized as honorable by my employer and fellow workers,
 To base my expectations of reward upon the solid foundation of service,
 To honor and respect my vocation in such a way as to bring repute to myself,
 And further, to spare no effort in upholding the ideals of SkillsUSA.

OFFICER A: (continues) I now declare this meeting adjourned until our next regular meeting or until a special meeting shall be called by your president. (rap gavel twice)
 (Officers exit the room in a formal manner.)

Contest

ITEMS EVALUATED	POINTS	COMMENTS
Coordinated Activity/ Group Seating	25	
Emblem Handling	25	
SKILLSUSA Pledge	50	
President - Officer A	150	
Shield	100	
Gear	100	
Torch	100	
Orbital Circles	100	
Hands	100	
SKILLSUSA	100	
Accuracy of Presentation Overall	100	
<i>Official Dress per contestant</i>	-10	per team member
<i>Resumes Turned in at orientation District & State</i>	-10	per team member
Professional Development Test		DISTRICT TIE BREAKER online
Max Points	950	District, 700 min to advance
Professional Development Test	50	State Online in advance
Max Points	1000	State

FELONY TRAFFIC STOP - TEXAS ONLY

Purpose

To evaluate a team's ability to conduct a felony traffic stop. Skilled and Technical category.

Eligibility

Open to a team of two members who are active SkillsUSA members enrolled in programs with Law Enforcement as the occupational objective. Team members may be from same school. A student cannot be entered in any other CJ skilled and technical competition.

Clothing Requirement

Light blue (SkillsUSA) work shirt, navy pants and black or brown leather work shoes/boots are required.

Equipment and Materials

Supplied by the technical committee

- All necessary materials for the contest including a properly equipped marked patrol car, handheld radios, a suspect vehicle, and a suspect(s) role player(s).

Supplied by the contestant:

- Small pocket notebook for field notes
- Belt and training holster, red gun
- Pens and pencils (two each)
- Handcuffs and cases
- Flashlight
- Resume

Scope of the Contest

Contestants will demonstrate their ability to perform a felony traffic stop demonstrating the following competencies:

1. Explain and demonstrate knowledge and use of constitutional law governing rules of arrest
2. Demonstrate communication skills
3. Demonstrate interpersonal skills
4. Describe and demonstrate patrol procedures
5. Demonstrate felony arrest procedure
6. Demonstrate officer safety
7. Demonstrate proper use of firearms
8. Demonstrate proper felony handcuffing procedure

Contestants will only be identified by their contestant number found on their name badge. No identification of any contestant's name, school, school district, city, or county by verbal or physical means (clothing or equipment) is allowed. Contestants must work together as a team without assistance from instructors, other contestants, or observers

Knowledge Performance

There is a written knowledge test which may include fill in the blank, multiple choice, list, and true/false questions. The content of the test is exclusively from the Texas Commission on Law Enforcement (TCOLE) Basic Peace Officer Licensing Course 720 (1000720) Chapter 35 Patrol Skills (***TCOLE made these changes effective 07/01/22***)

Skills Performance

The contest will consist of a felony traffic stop to be conducted by each two-person team, following the procedures outlined in the TCOLE Basic Peace Officer Licensing Course 720 (1000720): Instructor Guide, Chapter 35 Patrol Skills and/or Chapter 13 Consular Notification (Identify high-risk vehicle stops and demonstrate appropriate procedures).

Orientation

- Mandatory in uniform

Contest

Judging Criteria	Points	Comments
Initial Contact (80 points)		
Advises dispatcher of location, and gives vehicle and occupant description.	20	
Draws weapon to cover suspect(s).	20	
Properly utilizes available cover	20	
Communicates property with partner	20	
Removal of Suspect(s) from vehicle (200 points)		
Uses proper verbal commands to stabilize suspect(s) in vehicle (show hands, no movement, etc)	20	
Ensures driver window down before proceeding to next stage.	20	
Orders driver to turn off ignition, drop keys out window.	20	
Orders driver to reach out window, open door from outside, exit vehicle with hands in air.	20	
Orders suspect to raise shirt, turn 360, if weapon is viewed, issues appropriate verbal commands.	20	
Orders suspect to walk backwards to the patrol car, giving directions as needed.	20	
When suspect reaches appropriate place, orders them to Safe Handcuffing position and not to move further.	20	
Secondary officer takes proper cover position, accounting for cross fire	20	
Orders other occupants from vehicle, even though none are seen.	20	
Officer makes safe approach to suspect vehicle, properly clears interior, trunk.	20	
Arrest of Suspect (80 points)		
Contestant frisks/searches suspect using proper techniques.	20	
Contestant locates and properly secures any weapon(s)	20	
Contestant utilizes safe, effective arrest techniques to secure suspect in handcuffs.	20	
Advises dispatch of suspect in custody	20	
Evaluation of Contestants' Professionalism (40 points)		
Professional bearing, demeanor, appearance (grooming, equipment)	20	
Overall knowledge of procedures, techniques, verbal skills, command presence	20	
Penalties		
<i>Official Dress per contestant</i>	-10	Per team member
<i>Resumes Turned in at orientation District & State</i>	-10	Per team member
<i>Safety Penalty</i>	-5	Per incident
Professional Development Test Score team average		District TIE BREAKER online
Written Skilled Test Scores team average	100	District in person
Professional Development Test Score team average	50	State Online in advance
Written Skilled Test Scores team average	50	State Online in advance
TOTAL Team Score (500 Max)		

Judging Scale:

20= Outstanding. Took appropriate action, made proper decision, extremely professional

15= Performed very well, no more than a minor mistake, very professional

12= Acceptable performance, 2 or more mistakes, professional

8= Marginal performance, mistakes, indecisive, less than professional

5= Poor performance, wrong or no decision, not professional

0= Did not attempt skill or shows no understanding of the skill

FORENSIC SCIENCE TEAM - TEXAS ONLY

Purpose

Evaluate contestants' knowledge of scientific principles needed to conduct forensic-based laboratory analysis within the law enforcement field. Skilled and Technical category.

Eligibility

Open to team of three active SkillsUSA members, from same campus, enrolled in career technical programs with a curriculum that includes forensic science. Students may not compete in any other skilled and technical Criminal Justice Competition.

Clothing Requirement

White polo shirt, black slacks/skirt, black leather work shoes. NO jewelry. For hair that is below the collarbone, it should be pulled back and securely fastened. Safety glasses with side shields or goggles.

Equipment and Materials

- Supplied by the technical committee:
 - a. tables, chairs, contest area, electrical
 - b. Items supplied will be posted prior to contest
- Supplied by the contestant:
 - a. Items required will be posted prior to contest
 - b. Resume

Scope of the Contest

The contest will require contestants to perform forensic laboratory analysis following §130.339. Forensic Science (TEKS), all modules covered under this section are subject to being in the Forensic Science State-level competition. All members are responsible for knowing the information held within the TEKS modules.

Knowledge Performance

A written knowledge test which may include fill in the blank, multiple choice, list, and true/false questions. The content of the Forensic Science Mastery Knowledge Test includes the pre-requisite courses for §130.339. Forensic Science (TEKS) include Biology and Chemistry. As this is the laboratory competition, students should know basic biology and chemistry topics to support their knowledge of forensic science. This test is given to each team member and the score averaged.

Contest Guidelines

- The Forensic Science competition follows §130.339. Forensic Science (TEKS). This means all modules covered under this section are subject to being in the Forensic Science State-level competition. All members are responsible for knowing the information held within the TEKS modules.
 - The pre-requisite courses for §130.339. Forensic Science (TEKS) include Biology and Chemistry. Students should know basic biology and chemistry topics to support their knowledge of forensic science.
- During the contest, teams will work without assistance from judges, instructors, advisors, other contestants, observers, and outside electronic devices. (Calculators/timers provided if necessary for the activity.)
 - Contestants will work as a team to complete a laboratory-based scenario which may include preparing an experiment, obtaining results, and/or drawing conclusions.
 - Each team member will also be required to complete a "Forensic Science Mastery Knowledge Test" individually

Orientation

- Mandatory, in uniform

Contest Resources:

130.339. Forensic Science (TEKS) including pre-requisite courses for Biology and Chemistry.

- Ross Gardner, Practical Crime Scene Processing and In, 3rd edition
- Christine Ramirez, Practical Crime Scene Processing and Inv Workbook, 2nd edition
- Jay Siegel, Forensic Science, The Basics, 3rd edition
- Ashraf Mazayani, Forensic Science Management: From the Crime Scene to the Courtroom, 1st edition, 2018

Contest

ORAL EXAMINATION: Each team member must answer at least one question. The judges will determine which contestant answers which question. Questions will not be released prior to contest.

ANALYSIS: Judges present contest upon entering the room. Each team member must participate in the analysis process.

50 – Everything was done properly, and the correct result was obtained

40 – Some things were done improperly, but the correct result was obtained

25 – Several things were done improperly, or the team had to perform the test twice, but the correct result was obtained

15 – Everything seemed to be done properly but the incorrect result was obtained

5 – Everything not done properly. Correct result was not obtained. Attempt was made.

Forensic Science Judging Criteria	Points	Comments
Station Test 1	50	
Station Test 2	50	
Station Test 3	50	
Station Test 4	50	
Station Test 5	50	
Station Test 6	50	
Oral Examination	100	
<i>Uniform Penalty</i>	-10	Per person
<i>Resume Penalty Turned in at orientation District & State</i>	-10	Per person
<i>Penalty: Improper PPE usage</i>	-10	Per person
<i>Penalty: Improper procedure penalty</i>	-10	Per person
Written Skills Test Score (team averaged)	100	District in person
Professional Development Test Score (averaged)		District TIE BREAKER online
Written Skills Test Score (averaged)	50	State Online in advance
Professional Development Test Score (averaged)	50	State Online in advance
TOTAL TEAM SCORE	500	

INFORMATION TECHNOLOGY QUIZ BOWL - TEXAS ONLY

Purpose

To test the knowledge of selected team members on various aspects of Information Technology knowledge, professional development and current events.

Eligibility Open to a group of 5-7 active SkillsUSA members **currently** enrolled in Information Technology Instructional programs.

Clothing Requirement

White polo shirt with black dress slacks or black dress skirt (knee-length), black leather dress shoes or official SkillsUSA competition dress. Clothing penalty for not all being dressed alike or not in full compliance, -10 points per member.

Equipment and Materials

1. Supplied by the technical committee:
 - One table for each team plus a table for the apparatus and scorekeepers and sufficient tables for the judges
 - Chairs for all participants, committee and judges
 - Podium and public-address system
 - Quiz Bowl online buzzer
 - Sufficient score sheets and pencils for the judges
 - Paper for the team members
 - Calculators for contest officials
2. Supplied by the contestants:

All competitors must create a one-page resume and submit a hard copy to the technical committee at orientation. Failure to do so will result in a 10-point penalty.

Cell phone for online buzzer
3. Personnel required:
 - Moderator
 - Operator for the Quiz Bowl apparatus/timekeeper
 - Judges who will serve as scorekeepers

Contest Resources

1. Questions from: **CompTIA A+ and Network+** study material to include **TestOut PC Pro** and **TestOut Networking Pro**.
2. There will be no study guide prepared for the quiz bowl competitions.
3. 100% of questions for the written test are Professional Development questions may be drawn from any of the following sources;
 - *SkillsUSA Leadership Handbook*
 - SkillsUSA and SkillsUSA Texas website
 - CareerSafe
 - OSHA's Teen Worker site (www.osha.gov/SLTC/teenworkers.html)
 - Career Essentials Suite
 - *SkillsUSA Champions* magazine
 - *Robert's Rules of Order, Newly Revised* (current edition)
5. 20% of questions for active rounds are current IT events. Items will be taken from sources published no more than 90 days prior to the date of the contest. Sources can be print or online versions.

Contest Guidelines

1. A district may enter one high-school team comprised of five registered members each. The team may perform with four members without penalty in the event that a member fails to show up or is forced to withdraw within five days of the competition, as long as five members were originally registered and verified with the State Office. (See General Regulations.) The written test score will be averaged for 5 members.
2. A team may register up to two alternates (in addition to the five team members). The alternates are required to attend orientation and take the written test. The alternate scores will be included in the team average. Registered alternates who take the test may then be allowed to participate in active rounds, as described.
3. The moderator will ask questions, and teams will have five seconds to respond. Responding shall be accomplished by activating the buzzer.
4. Points are determined on the basis of 10 points awarded for a correct response and ten points deducted for an incorrect response.
5. Teams must participate or attempt to answer at least one question per round or receive a 50-point deduction per round.

6. A preliminary round shall be defined as 25 questions; a final round shall be 50 questions with no time limit.
7. If 5 or less teams there will be no preliminary round.
8. A match shall be defined as two rounds, which includes a preliminary round and the final round.
9. A break will be taken after every 10 questions. Contest officials will verify scores at every break. Substitutions of registered alternates may be made only at these breaks, after notifying the moderator.
10. The written test shall be 100 % SkillsUSA Knowledge or Professional Development questions. Once scored, the individual scores of all team members, including alternates, will be averaged to create a team score.
11. 100 percent of the final score will come from active rounds of technical skill questions, the written test score will serve as a tie breaker.
12. Each team will be assigned a table location at the beginning of the event by the contest chair or moderator.
13. The moderator will read a question, and the team that presses the buzzer first will be recognized to answer the question. If a wrong response is given, the team cannot give a second answer and the opposing team(s) will be given an opportunity to buzz in and answer the question.
14. A team may buzz in as soon as it feels it knows the answer. However, the moderator will stop reading the question, and the team must answer based upon what has been read to that point. Some questions may require multiple answers.
15. Once a team buzzes in, it must wait to be identified by the moderator. Any team that responds to the question before being recognized by the moderator will be scored with an incorrect answer.
16. Once recognized, the team members may confer among themselves but must respond within five seconds. In the event that a team misses an answer, unless another team buzzes before the moderator can begin or finish the question, the moderator will begin re-reading the question following the procedure outlined above for the other teams. A question will not be re-read during actual play except upon the request of a judge.
17. Only the first answer given will be considered. If it is a wrong response, the team cannot give another answer, and another team is to have an opportunity to respond to the question. If the moderator inadvertently gives the answer away, the question is voided.
18. Any team member may give the team's answer.
19. If the answer is incomplete, the moderator may ask the team member to be more specific. For example, if the correct answer given is Roosevelt, the moderator may ask which one, or for more information.
20. The moderator will give the correct response in the event no team gives the correct answer.
21. Teams may not use notes, reference materials, calculators or any type of electronic communication. Blank paper will be provided by the officials and taken up at the end of each round. Participants will supply their own pens or pencils to use during the rounds.
22. The judges will make the final ruling on correct or incorrect responses.
23. The timekeeper judge will maintain the official time, which is used only for responding to questions. The time-readout *will not* be visible to the teams.
24. There will be no true/false or multiple-choice questions.
25. In the event that a team believes that an incorrect answer was accepted or a correct answer was not accepted, it may offer a challenge. Only team members may make challenges, and only at the point at which they occur. Challenges may not be made once the next question is read.
26. In the event that the audience gives away an answer, the moderator may void the question with no penalty for any team. The audience member in violation may be removed from the room by the judge.
27. Observer rules determined by the technical chair and observers are not required to be allowed in the room.

LAND SURVEYING CONTEST – TEXAS ONLY

Purpose

Team of three SkillsUSA members will use fundamental surveying skills to solve problem(s) using field measurements and mathematical calculations demonstrating ability to document to industry standards and plan field exercises. Testing theoretical knowledge using the Certified Surveying Technician, Level 1 examination. Skilled and Technical category.

Clothing Requirement

Khaki work shirt and pants, black or brown leather work shoes, and safety glasses with side shields or goggles. (Prescription glasses can be used if they are equipped with side shields. If not, they must be covered with goggles.)

Eligibility

In order to advance to the State Conference, a team of three members must meet the following criteria:

1. Compete in a District Competition judged by a Registered Professional Land Surveyor (RPLS) or a member of the Texas Society of Professional Surveyors (TSPS)
2. All team members must be active members of SkillsUSA and enrolled in a career & technology program that teaches land surveying as a part of their curriculum.

Equipment and Materials

Supplied by the technical committee:

- | | |
|---|--|
| a. Technical written test | d. Survey measuring tape |
| b. Course lay out | e. Specifications for final work product |
| c. Transit, level, tripod, or instruments | |

Supplied by contestant:

- | | |
|--|---|
| a. Pencils | c. ANSI 2 Survey Safety Vest |
| a. Basic non-programmable scientific calculators | d. Other materials as required by Texas Society of Professional Surveyors |
| b. Plastic hard hats | e. Resume |

Scope of Contest

Teams will be given a surveying field exercise that must be completed to given specifications. Each team will use sound surveying concepts and problem-solving processes, to develop, document, present, and execute a plan of action. Contestants will prepare a plan of action that will include order of work, theory/math concepts, description of work product, and safety concerns. The contestant teams will present orally with supporting documentation, to the judges their plan of action for approval. No actual surveying will begin until the team's plan of action has been approved.

Course layout: The course layout will consist of an on-the-ground surveying task designed to address horizontal angle measurements, distance measurement and elevation determinations based on the instrumentation provided to the teams at the contest event. The course will involve at least three different instrument set-ups on different stations and require closure either upon itself or into a predetermined control monument. Teams will be graded on their approach to the problem, procedures used to make the appropriate measurements with accuracy and precision.

Final Product: The final product will involve basic trigonometric calculations of the collected field data and the results will be plotted in map form with the required values displayed. The maps will be graded on scaled accuracy, neatness, and clarity of displayed values. The answers will be graded against values predetermined by the advisory committee. The problems will involve basic issues such as: determining the bearing and distance of an unobservable line through an object; the angular relationship between unobservable lines; the distance of an object in relation to an unobservable line; the difference in elevation between non-intervisible objects; the height of a remote object; the area of a parcel; or a combination of similar surveying problems.

Written theory test: individual test grades will be averaged for the team score.

Subject areas to be covered include:

- | | |
|----------------------------|--|
| A. Surveying Principles | E. Various surveying math problems that are algebra/trigonometry based |
| B. Measurement | F. Basic safety concepts |
| C. Unit Conversion | G. Basic surveying terms and definitions |
| D. Various laws of physics | |

Resumes: Each team member will present a resume to the judging committee written for any company in surveying field. One page typed with one paragraph of the job description of the surveying position applied for plus job title and company name.

Orientation Mandatory, in uniform

Contest

Land Survey Judging Criteria	Points	Comments
Chaining	60	
Horizontal Angles	60	
Vertical Angles	60	
Latitudinal Differences	60	
Azimuth & Bearings	60	
Cover Sheet	40	
Legend/Key	40	
Organization	40	
Ability for Judges to Recreate Survey	80	
Written Skills Test Score (team averaged)	100	District in person
Professional Development Test Score (averaged)		District TIE BREAKER online
Written Skills Test Score (team averaged)	50	State Online in advance
Professional Development Test Score (team averaged)	50	State Online in advance
<i>Uniform Penalty</i>	-10	Per person
<i>Resume Penalty Turned in at orientation District & State</i>	-10	Per person
TOTAL SCORE	600	

MECHANICAL DRAFTING CONTEST – TEXAS ONLY

Purpose: To evaluate each contestant’s preparation for employment and to recognize outstanding students for excellence and professionalism in the field of mechanical drafting. Skilled and Technical Sciences category.

Clothing Requirement: White polo shirt, lack dress slacks/skirt (knee-length), black leather dress shoes

Eligibility: SkillsUSA members enrolled in programs with technical/mechanical drafting as occupational objective.

Equipment:

Supplied by the technical committee:

- flat table for workstation, a second table with space for a personal drafting equipment and a chair.
- Drafting paper/vellum
- All necessary information and furnishings for judges and technical committees

Supplied by the contestant:

- Computer with approved software and ability to log onto non campus internet
 - Typical personal drafting equipment and supplies desired for traditional drafting
 - resume.
1. The setup, and the removal of all drafting equipment used in the contest will be the responsibility of the contestant.
 2. Students may bring published drafting reference books, manuals, published technical drafting reference books, tables and calculators; may not take up more than 1 cubic foot of space and may not be shared by contestants.

Scope of the Contest:

1. Focus on the solution of given problems by applying appropriate mechanical drafting skills to solve visualization and presentation problems of a mechanical nature. Solve industry-developed problems.
2. Contestants will demonstrate their ability to perform mechanical drafting skills such as:

a. Scale Usage	f. Dimensioning/tolerances	k. Manufacturing processes
b. Sketching	including geometric	l. Power transmission
c. Orthographic views	g. Detail and assembly drawings	m. Sheet metal developments
d. Auxiliary views	h. Fasteners and hardware	n. Use of reference materials
e. Sectional views	i. Presentation/pictorial drawings	o. Calculation of mass properties (volume, density)
	j. Materials and specifications	
3. Contestants work independently. No assistance given by other contestants, instructors or observers.
4. Written Test: covering topics in freehand drawing, design, color theory, geometry, and principles of design. Assess students' understanding of key concepts and ability to apply skills like sketching geometric shapes.

Orientation: Mandatory in uniform

Contest:

Items Evaluated:	Points	Comments
Solution to the Problem		
Sheet 1	100	
Sheet 2	100	
Annotated Problem using ANSI Dimensioning/Tolerance Standards		
Sheet 1	50	
Sheet 2	50	
Followed Directions		
Sheet 1	100	
Sheet 2	100	
Written Skills Test Score	100	District in person
Professional Development Test Score		District TIE BREAKER online
Written Skills Test Score	50	State Online in advance
Professional Development Test Score	50	State Online in advance
<i>Uniform Penalty</i>	-10	Per person
<i>Resume Penalty Turned in at orientation District & State</i>	-10	Per person
TOTAL SCORE	600	

NAIL ART CONTEST - TEXAS ONLY

Purpose

To evaluate a contestant's mastery of entry-level job skills and to recognize outstanding students for excellence and professionalism in the field of Nail Artistry. Skilled and Technical Sciences category.

Eligibility

Open to active SkillsUSA members enrolled in career technical programs with Cosmetology/Nail Care as the occupational objective.

Clothing Requirement

White polo type shirt with black dress slacks/skirt (knee-length), black leather dress shoes and white lab jacket.

Safety Requirement

Students should follow current school and local government guidelines. All implements must be clean and pre sanitized. Contestant must sanitize his or her hands before beginning procedures. Disposes of soiled material using infection control procedures. Practices infection control procedures safely throughout competition. Maintains work in a safe and organized manner throughout competition.

Equipment and Materials

Provided by technical committee: Table and two chairs

Provided by contestant:

- 1 practice hand of any kind, prepared prior to contest with solid color, wearable length acrylic base for application. Tools, supplies and equipment needed to complete the theme of the decoration.
- 1 practice hand of any kind, prepared prior to contest displaying the final design illustrated in the notebook. This hand will be displayed at the contestant's station during the contest. The contestant's number should be visibly labeled on the display hand in black.

Orientation

Mandatory, in uniform with kit and on time. Each contestant must submit a notebook at orientation to include:

- a. Cover Sheet
- b. Table of Contents
- c. A specific description of the theme, in paragraph form, written by the student
- d. A written list created by the student of the steps followed to complete the art design
- e. Photographs that clearly show the steps throughout the process of the student completing the work
- f. Citation Page (copyright approval)
- g. Resume

Application

All artwork must be done during the contest on one hand only. Acrylic paints or nail polish are acceptable. The following items are NOT allowed: gems, skins, feathers, rhinestones, glitters, threads, fabrics, foils, beads, tapes, jewelry, crystals, transfer foils, stamping plates, 3D medium art, air brushing, decals/stencils, cast moldings, dip powder or use of acrylic monomer and polymer during application. If these items are used the contestant will be disqualified and not scored.

Theme/Creativity

Colors must work together harmoniously or with the theme. Must utilize the National Esthetics theme for competition year. Artistic flow from one finger to another. Clarity of design. Level of uniqueness.

Summary/Overall, result workmanship:

1. Execution of skill
2. Precision and Professionalism throughout the contest
3. Cleanliness and organization of the working environment
4. Sanitation and safety procedures throughout the contest
5. Perception and interpretation of written and verbal directives
6. Communication and listening skill

Knowledge Performance, 30 minutes

Written test: fill in the blank, multiple choice, true/false from general nail care knowledge in Milady Textbook.

Skills Performance, 2 hours

Recreate the displayed practice nail hand, following the notebook procedures submitted at Orientation.

Contest

Nail Art Judging Criteria	Score	Comments
Base Application	25	
Theme Continuity	40	
Clarity of Design	40	
Level of Creativity	40	
Color Coordination	40	
Execution of Skill	40	
Organization	40	
Notebook	50	
Professionalism	35	
Sanitation/Safety	50	
Written Skills Test Score	100	District in person
Professional Development Test Score		District TIE BREAKER online
Written Skills Test Score	50	
Professional Development Test Score	50	State Online in advance
<i>Uniform Penalty</i>	-10	Per person
<i>Resume Penalty Turned in at orientation District & State</i>	-10	Per person
Total Score	500	

NATIONAL ELECTRICAL CODE CONTEST – TEXAS ONLY

Purpose:

To evaluate each contestant's knowledge of the National Electrical Code and recognize their efforts for excellence and professionalism in the field of electrical trades and technology. Skilled and Technical category.

Eligibility:

Open to active SkillsUSA student members who are currently enrolled in a program in which the occupational objective is electrical trades and technology.

Clothing Requirement:

White polo type shirt with black dress slacks, black dress skirt (knee-length), black leather dress shoes.

Equipment:

1. Supplied by the technical committee:

- Desk or table and chair for taking the exam
- Blank scratch paper to be used for calculations
- All necessary information and furnishings for judges and technical committees

2. Supplied by the contestant:

- Latest edition of the National Electrical Code NFPA 70
- A four (4) function calculator (cannot have any electrical programming functions)
- Two (2) #2 pencils
- Resume

Scope of the Contest:

The contest will focus on the solution of the given problems by applying and/or referencing the appropriate National Electrical Code chapters, articles and calculations. 2 hour time limit.

Scoring:

A deduction of -10 points for clothing violation and -10 for resume will be calculated in final score.

A Professional Development Test follows district and state contests guidelines

*Developed by Joseph Luna, proposed by TOETTIPS – Teachers of Electrical Trades/ Technology in Public Schools
September 12, 2009*

NATURAL HAIR WEAVING DEMONSTRATION CONTEST – TEXAS ONLY

Eligibility: Open to active SkillsUSA student members who are currently enrolled in a program in which the occupational objective is cosmetology or barbering. 2025 will be the second year as demonstration.

Clothing Requirements: Official SkillsUSA Cosmetology Competition Attire.

Equipment and Material:

Supplied by the Technical Committee: tables, chairs, electricity for contest space

Supplied by the Contestant, Kit Check:

- Report folder with drawings, descriptions
- Resume
- Mannequin Stand or tripod
- Mannequin of choice (2)
- Weave or Hair pieces, if using color pieces must be pre colored
- Bonding glue
- Styling products: Spritz, Hair spray, Oil sheen
- Thread and Needle
- Thermal irons
- Rubber bands
- Hair or Bobby pins
- Wig cap or netting
- Blow dryers
- Scissors, shears
- Brushes/Combs
- Clips/ clamps
- Drape
- Towels
- Neck strips
- Clippers, razor w extra blade
- Hand Sanitizer
- Labeled spray hospital grade disinfectant

Scope of Contest:

Contestants will demonstrate their ability to create an original weave style comparable to industry.

1. Written knowledge test assessing knowledge of cosmetology.
2. Competitors must create a drawing of their creative design with color application. Be sure to use colored pencils to show the color applications. Be sure to use colored pencils to show the color applications. Competitors will need two copies of their design theme. Design themes must be hand drawn and no bigger than 8"x10." A typed description of the inspiration and method used to develop the creative design and techniques utilized. Must be at least ½ page. The report folder must be presented at orientation.
3. The four separate skill performance tasks include: bonding and weaving, haircutting, hair styling, braiding and hair design. Oral communication is the presentation of the completed manikin.
 - a. All competitors must keep their working area clean and organized throughout the competition.
 - b. Multiple colors of weave may be used.
 - c. Contestants will come to orientation with manikin with unprepped manikins, unmolded and no braids.
 - d. Each student will be required to recreate a specific braid style from a picture provided at orientation.
 - e. Bonding and sewing methods of attaching the weave to the natural hair are both required; braiding is not acceptable as an attachment method to secure the weave hair extensions. Bonding and sewing methods need to be done on separate areas of the manikin.
 - f. All competitors must follow sanitation and safety procedures throughout the competition.
 - g. A professional attitude and professional communication are expected throughout the competition.
 - h. Once time is called, the competitor must stop working. Touching the hair of the manikin after time is called will result in 10 penalty points.
 - i. Items that are **not** allowed during the competition: stencils and/or ornaments.
 - j. Competitors should not wear any jewelry that could interfere with services.
 - k. Be aware of your personal hygiene as wearing strong perfumes or colognes could affect others with allergies.
 - l. Instructors and/or observers that attempt to talk/signal to judges or competitors once the competition has started could cause their competitor to be dismissed from the competition.
 - m. The competitor must clean their station completely at the end of the competition as part of the sanitation assessment.
4. Upon completion the contestant must present manikin and drawings in folder to the judges for a brief presentation (not longer than 3 minutes) and general questions and answers with the judges.

STANDARDS AND COMPETENCIES

- 1.0 **Duplicate a braid** that has been selected by Competition committee and given at orientation. Must be completed within 30 mins. This is on one of your manikins.
 - 1.1 Duplicate the braid.

- 1.2 Demonstrate the ability to recreate the braid
- 1.3 Use appropriate styling products to duplicate the selected braid.
- 1.4 Duplicate the balance of form, control of texture and the control of the hair.
- 1.5 Follow all safety and sanitation procedures and always maintain a clean area.
- 2.0 **Develop a Creative Design:** Including 2 application of weaving methods. Must be completed within 1 hour.
 - 2.1 Use appropriate styling products to create the hair design by the competitor
 - 2.2 The style must be an original, creative, weave design
 - 2.3 The difficulty of the style should show evidence of advanced skill level.
 - 2.4 The style must include attaching, shaping & thermal styling of artificial hair
 - 2.5 Incorporate current trends in design.
 - 2.6 Neatness of style
 - 2.7 Follow all safety and sanitation procedures and always maintain a clean area.
 - 2.8 Competitors will give a presentation without prompting on their design to the judge.
- 3.0 **Create a haircut:** must be completed within 30 mins.
 - 3.0 Create a haircut using shears, thinning shears, texturizing shears, razor, trimmers and/or clippers.
 - 3.1 Demonstrate blending, sectioning, lining and finishing.
 - 3.2 Create balance of form, control of texture and the control of the hair direction.
 - 3.3 Follow all safety and sanitation procedures and always maintain a clean area.
- 4.0 **Create a Style:** must be completed within 45 mins.
 - 4.0 Create a style using blow dryer with brushes, curling iron, and/or flat iron.
 - 4.1 Demonstrate blending, and finishing.
 - 4.2 Create balance of form and control of the hair direction.
 - 4.3 Follow all safety and sanitation procedures and always maintain a clean area.
- 5.0 **Oral Presentation:** not longer than 5 minutes
 - 5.1 When completed with Creative Design, the contestant will need to present the manikin to the judge

Prohibited Devices: Cellphones, electronic watches and/or electronic devices not approved by the committee are NOT allowed in the competition area. Technical committee members may also approve exceptions onsite if deemed appropriate. If a competitor's electronic device makes noise or if the competitor is seen using it at any time during the competition, an official report will be documented for reviewed. If confirmed that the competitor used the device in a manner, which compromised the integrity of the competition, the competitor could be disqualified.

Orientation: Mandatory, in uniform

Hair Weaving Judging Criteria	Points	Comments
Braid Recreation	120	
Bonding and Sewing	150	60 minutes
Creativity/Difficulty of Style	80	
Cutting	150	30 minutes
Styling	150	45 minutes
Quality & neatness of style	80	
Final manikin presentation	25	
Final Manikin matches drawings	25	
Sanitation/Cleanliness	80	
Professionalism	80	
<i>Sanitation or safety violation (-10 points per incident)</i>	-10	
<i>Kit Check incomplete or items not allowed</i>	-10	
<i>Presentation over 3 minutes (-10 points per 30 seconds)</i>	-10	Max -50
<i>Uniform Penalty</i>	-10	Per person
<i>Resume Penalty Turned in at orientation District & State</i>	-10	Per person
District Written Skills Test Score	60	District in person
District Professional Development Test Score		District TIE BREAKER online
State Written Skills Test Score	50	
State Professional Development Test Score	10	State Online in advance
Total Score	1000	

POLICE APPLICATION DEMONSTRATION CONTEST – TEXAS ONLY

Purpose: Evaluate the readiness and competencies of SkillsUSA members who aspire to pursue a career in law enforcement or public safety. Comprehensive assessment of their knowledge, physical fitness, and interpersonal skills relevant to the police application process. Demonstrate ability to effectively handle various aspects of law enforcement procedures while maintaining strict adherence to constitutional laws and ethical standards. 2025 will be second year of demonstration status.

Eligibility: Active SkillsUSA members enrolled in programs, work-based learning, or community training programs with law enforcement and/or public safety as occupational objective. Must not be currently or previously employed as police officers; including hired by law enforcement agencies or undergoing training to serve as officers.

Clothing Requirements: Light blue work shirt, navy cargo pants, black leather work shoes.

Equipment and Materials

Supplied by the Technical Committee: Testing standards per current police academy admissions. Location and equipment required.

Supplied by the Contestant:

Small pocket notebook for field notes	Belt and training holster w/weapon	Flashlight (may be on weapon)
Handcuffs and case	Resume	

Scope of Contest: The Police Application Contest assesses various skills and competencies essential for law enforcement careers. Participants will be evaluated through a series of activities, including:

Police Application Test: Demonstrate ability to perform and take a police entrance exam. Each contestant will receive 45 minutes to complete the written exam. Police Physical Agility Test: Required timed physical agility test: push-ups, sit-ups, 150-yard dash, and 10-yard drag of item weighing 50 to 70 pounds.

Oral Interview Board: Each individual will complete an oral interview board consisting of five questions that an applicant would receive during an actual interview for a police officer position. Max 5 minutes.

- a. Explanation/demonstration of a working knowledge of constitutional laws governing the rules of search & seizure.
- b. Explanation/demonstration of a working knowledge of constitutional laws governing the rules of arrest.
- c. Explanation of verbal and non-verbal communication skills.
- d. Explanation of patrol procedures.
- e. Demonstration of proper and safe use of a firearm.

Orientation: Participation in the orientation is mandatory, and contestants must attend in uniform.

Contest:

Police Application Judging Criteria	Points	Comments
15 Push-Ups (5 points per proper form and completed in 30 seconds)	150	
15 Sit-Ups (5 points per proper form and completed in 30 seconds)	150	
150-Yard Dash (completing in 30 seconds)	150	
10 yard Object Drag (completing in 30 seconds)	150	
Oral Board, Clarity and professionalism in responses	60	
Oral Board, Knowledge of Law Enforcement Procedures	60	
Oral Board, Understanding of patrol, search, and arrest procedures:	60	
Oral Board, Ethical Decision-Making/ Demonstrates ethical reasoning	60	
Oral Board, Officer Safety/ Awareness of safety protocols	60	
<i>Ethical violation in any part of contest, 10 points per incident</i>	-10	
<i>Uniform Penalty</i>	-10	
<i>Resume Penalty Turned in at orientation District & State</i>	-10	
Police Entrance Exam Score	100	District in person
Professional Development Test Score		District TIE BREAKER online
Police Entrance Exam Score	50	
Professional Development Test Score	50	State Online in advance
Total Score	1000	

PRECISION MACHINING TECHNOLOGY CONTEST - TEXAS ONLY

PURPOSE

To evaluate contestant's preparation for employment and recognize outstanding students for excellence and professionalism in the field of precision machining technology. Skilled and Technical category.

CLOTHING REQUIREMENT

Khaki work shirt and pants, black or brown leather work shoes, and safety glasses with side shields or goggles. (Prescription glasses can be used only if they are equipped with side shields. If not, they must be covered with goggles.) Note: Contestants must wear their official contest clothing to orientation.

ELIGIBILITY

Open to active SkillsUSA members enrolled in programs with CNC or precision machining technology as the occupational objective.

EQUIPMENT AND MATERIALS

Supplied by the technical committee:

All necessary machines, work holding devices and work-piece materials, hand tools and precision measuring instruments, computers and software for offline part programming, reference material, charts and work instructions to be used by contestants and/or judges

Supplied by the contestant:

Calculators are not required, but are allowed. Note: Contestants are not to bring any tools or reference materials to the contest
Resume

Knowledge Performance: A written knowledge assessment that requires the understanding of precision machining technology-related knowledge (theory).

Skill Performance: The contest will include a hands-on skill competition to demonstrate competency in manual machining performance skills. This includes: applying fundamental computational skills; interpreting engineering drawings, technical data and other graphics; applying physical science principles; setup and operation of manual metalworking machines; industrial safety and hygiene requirements; use of a PC and keyboarding skills; using offline CNC programming software.

Contest Guidelines: May include reading engineering drawings, making calculations, etc. An interview with each contestant is part of the contest. A Professional Development test will also be given. Actual CNC machine setup and operation is not a requirement.

Judging Criteria	Points	Comments
Reading Drawings	150	
Calculations	150	
Interview	50	
Manual Machining Test 1	50	
Manual Machining Test 2	50	
Manual Machining Test 3	50	
<i>Uniform Penalty</i>	-10	Per person
<i>Resume Penalty Turned in at orientation District & State</i>	-10	Per person
Written Skills Test Score	100	District in person
Professional Development Test Score		District TIE BREAKER online
Written Skills Test Score	50	
Professional Development Test Score	50	State Online in advance
Total Score	600	

PROMOTIONAL POSTER DEMONSTRATION CONTEST – TEXAS ONLY

PURPOSE:

To work together to create an attractive poster design to promote your chapter's activities by reflecting the current national theme. This event begins with goal setting in relation to a theme and involves the major competencies: developing a design, teamwork, organizing work, communications, marketing a product, and managing a budget. 2025 will be second year of demonstration status.

CLOTHING REQUIREMENT:

Class A – SkillsUSA Attire, or Class F – Business Casual. Team members must dress in the same class.

ELIGIBILITY:

This contest is open to career and technical education students in any training program who are registered and paid SkillsUSA members by the established deadline. Each entry shall consist of a team of two (2) middle school members from the same school campus. Middle School Only.

OBSERVER RULE:

Observers will be allowed to watch the contest providing space is available. No observations are permitted during the interview. No talking or gesturing to contestants is permitted. Contestants may be disqualified for any type of communication with the audience or observers. The facilitator or judges may remove observers and/or close the event at their discretion.

SUPPLIES AND MATERIALS:

Provided by the Technical Committee/Host Site:

- Contest store items
- Purchasing forms
- Price list for store items
- Materials for judges

Provided by the Contestants:

- White poster board (2)
- Markers (max 30)
- Scissors
- 10 sheets construction or colored paper
- glue stick(s)
- Pen or pencil
- Portfolio w Resumes/design plans
- Colored Pencils (max 20)
- Calculator(no cell phones)

SCOPE OF CONTEST:

- A team of 2 students work together to plan and execute a design that reflects the national theme. The poster must carry out the established theme, be related to SkillsUSA, and should serve to promote your chapter's SkillsUSA activities. A portfolio is created in advance showing the design process, creative planning and final design concept and photos of goal execution.
- All teams start with the same supplies per list above, this will be verified at orientation. Each team will have 20 minutes to plan their design and budget for extra materials. Additional materials will be available for collective use and may be "purchased" from the contest store. These items should enhance the portfolio design, not a complete revamp of the poster. Items may include additional construction paper, magazines, decorative borders, stickers, glitter, liquid glue, colored pencils, fabric, feathers, and similar items.
- Teams will have a budget of \$20 per team to "purchase" additional supplies and will be provided a price sheet and purchasing form at orientation. They will provide the store manager a completed purchasing form with requested items. It is not required to spend the entire amount, but teams cannot exceed \$20 per team. Items are first come, first served, and purchasing forms turned in anytime during 20-minute planning period. Some items may be available only in limited quantities, and teams are encouraged to shop strategically. One member from each team may survey the store items and ask questions of the store manager anytime during the planning period. Sample pricing: Construction paper: \$0.50 per sheet Liquid glue: \$2 per sheet Stickers: Magazines: \$1.50 each Colored pencils: \$3 per box No actual money will be transacted.
- Each team will have 2 hours to execute their poster design to match the portfolio concept. They will present their poster to the judges and answer questions about their design and creative process. Both team members must participate in the interview to receive full points. If both team members do not participate, only half the points will be awarded.
- Part of the grading process will be based on how close the final completed project matches the portfolio documentation and plans. The team interview will be 5 minutes or less.

ORIENTATION: Mandatory, in uniform with portfolio

CONTEST:

Promotional Poster Judging Criteria	Points	Comments
Portfolio complete with resumes and design plans including final design	50	
Portfolio shows pre work and team collaboration	30	
Materials purchased from store onsite were used to enhance only	20	
Construction time showed teamwork and good communication	30	
Poster gains attention/focuses attention on important items	20	
The Theme is prominent and effectively utilized	30	
Color commands attention, balance creates interest	20	
Shapes, lines, spaces create an interesting, readable poster	20	
Meaning and message of the poster are apparent, SkillsUSA	50	
Graphic elements, lettering and illustrations allow quick and clear comprehension of the poster theme	30	
Lettering is related in scale and character to the spirit of the theme	20	
Imagination, creativity and originality Poster shows originality	30	
Poster incorporates local chapter, personalized	30	
Illustrations, lettering and background harmonize and show innovation	20	
Interview Score Responses to interview questions, including clarity and thoroughness of response	50	
Speaking skills to include variances of pitch, tempo, volume and enthusiasm	15	
Stage presence, including poise, eye contact, gestures, confident	20	
Mechanics as in diction, grammar, pronunciation and enunciation	15	
Penalty: Official Dress, (all be dressed same) per contestant	-10	
-10 points per 1 min time violation for planning and execution periods	-10	(30 points max)
-5 points per \$0.50 over budget	-5	(50 points max)
FINAL TEAM SCORE	500 points	

SKILLSUSA TEXAS HS MEMORIAL SCHOLARSHIP - TEXAS ONLY

Purpose: To recognize SkillsUSA students, who have promoted, publicized and stimulated growth of SkillsUSA and Trade and Industrial Education. Leadership Development category. To further support any certifications, fees or post-graduation employment expenses.

Eligibility: District, State, and National officers who are currently a senior, graduating high school this school year.

State Competition Only: Student notebooks should be completed and brought with them to the conference. Check the contest schedule to determine when and where the notebooks are to be delivered. If an interview is required, you will be notified. Acceptance is based on student’s résumé, description of school, community, church and family involvement, notebook, letters of recommendation, positive public relations materials, along with essay.

How to Enter:

- Complete the application form and submit by deadline. Directions, application and deadline posted on our website. <https://skillsusatx.org/events/state-leadership-and-skills-conference/>
- Obtain nomination letter outlining reason for candidate’s nomination, endorsed by chapter advisor.
- Obtain letter or letters of recommendation stating candidate’s outstanding qualities.
- A student-written narrative (300 words or less) stating why should be considered for this scholarship. Narrative should focus on how the student plans to implement the knowledge and skills gained from participating in SkillsUSA to strengthen their SkillsUSA chapter or their success in a career after graduation.
- Prepare an **official** SkillsUSA notebook containing all prepared items in the following order.
 - Title Page
 - Student Name
 - School, Chapter Number
 - CTE Training Program
 - District Number
 - Student’s résumé
 - Introductory Statement
 - Table of Contents
 - Copy of Completed Application
 - Letter of Nomination
 - Essay/Narrative
 - Letter(s) of Recommendation, Supporting Evidence
 - Letters of recommendation: One letter from representative from your local school, superintendent, principal, counselor, teacher One letter from:outside school organizations or individuals, civic organizations, fellow employees, employers.
 - Materials by news media, local, school or state newspaper, pictures or articles, magazines, radio stations or TV stations.
 - Local Chapter Activities
 - District Activities
 - School, Organization or Community Activities
 - State Activities
 - National Activities
 - Other School Organizations
 - Outside School Organizations
 - Occupational & Educational Standing

Judging Criteria	Points	Comments
Application completed on time	10	
Local Chapter Activities Social/Recreational, Civic/Service, Promotional, Officer	15	
District Activities District Leadership Conference, Community Service, Fall Leadership, Legislative Day, District Officer Candidate	15	
State Activities Contestant, Delegate, Volunteer, State Officer Candidate	10	
National Activities Contestant, Delegate, National Officer Candidate, WLTI	5	
Other School Organizations Leadership Demonstrated	5	
Outside School Organizations Leadership Demonstrated	5	
Occupational and Educational Standing Classroom, Occupational Skills, Grades	10	
Support Documents	5	
Interview	20	
TOTAL POINTS	100	

SKILLSUSA TEXAS MS MEMORIAL SCHOLARSHIP - TEXAS ONLY

Purpose: To recognize SkillsUSA Middle School chapters, who have promoted, publicized and stimulated growth of SkillsUSA and Trade and Industrial Education. Leadership Development category. Foster the needs of the middle school program to compete, recruit members, advocate for CTE and transition to high school participation.

Eligibility: Middle School Chapters. The scholarship money will be sent to the school for the chapter to spend on uniforms, contest equipment, membership or registration fees.

State Competition Only: Chapter notebooks should be completed and brought with them to the conference. Check the contest schedule to determine when and where the notebooks are to be delivered. If an interview is required, you will be notified. Acceptance is based on student's résumé, description of school, community, church and family involvement, notebook, letters of recommendation, positive public relations materials, along with essay.

How to Enter:

- Complete the application form and submit by deadline. Directions, application and deadline posted on our website. <https://skillsusatx.org/events/state-leadership-and-skills-conference/>
- Obtain a letter outlining reason for the middle school chapter's nomination, endorsed by school admin.
- Obtain letter or letters of recommendation stating chapter's outstanding potential and progress.
- A student-written narrative prepared by the chapter (300 words or less) stating why they should be considered for this scholarship. Narrative should focus on chapter plans to implement the knowledge and skills gained from participating in SkillsUSA to strengthen their SkillsUSA chapter in membership, leadership or competition.
- Prepare an **official** SkillsUSA notebook containing all prepared items in the following order.
 - Title Page
 - Chapter/Program Name
 - School, Chapter Number
 - Chapter Member Names
 - District Number
 - Student's résumés ([MS resume guide](#))
 - Introductory Statement
 - Table of Contents
 - Copy of Completed Application
 - Letter of Nomination
 - Essay/Narrative
 - Letter(s) of Recommendation, Supporting Evidence
 - Letters of recommendation: One letter from representative from your local school, superintendent, principal, counselor, teacher One letter from: outside school organizations or individuals, civic organizations, fellow employees, employers.
 - Materials by news media, local, school or state newspaper, pictures or articles, magazines, radio stations or TV stations.
 - Local Chapter Activities
 - District Activities
 - School, Organization or Community Activities
 - State Activities
 - National Activities
 - Other School Organizations
 - Outside School Organizations
 - Occupational & Educational Standing

Judging Criteria	Points	Comments
Application completed on time	10	
Local Chapter Activities Social/Recreational, Civic/Service, Promotional, Fundraising	15	
District Activities District Leadership Conference, Community Service, Fall Leadership, Legislative Day	15	
State Activities Contestant, Delegate, Volunteer	10	
National Activities Contestant, Delegate	5	
Other School Organizations Leadership Demonstrated	5	
Outside School Organizations Leadership Demonstrated	5	
Occupational and Educational Standing Classroom, Occupational Skills, Grades	10	
Support Documents	5	
Interview	20	
TOTAL POINTS	100	

SKILLSUSA TEXAS OUTSTANDING MEMBER CONTEST - TEXAS ONLY

Purpose: To recognize SkillsUSA students, who have promoted, publicized and stimulate growth of SkillsUSA and Trade and Industrial Education. Leadership Development category.

Eligibility: Any active SkillsUSA member, High school & Middle School. *Cannot apply to Memorial in same year.*

District Competition: Student completes application, submits on time and registers for district contest per directions on district webpage. Each District will select one member to represent them at State. Bring your notebook to competition and check district contest schedule for further instructions.

State Competition: One member chosen from each District will register for state and send application by the deadline. Bring your notebook to the state competition and check contest schedule to determine notebook delivery. You will be notified if an interview is requested. Winner will receive recognition at awards and the scholarship.

How to Enter:

- Complete the application form and submit by deadline. Directions, application and deadline posted on our website. <https://skillsusatx.org/events/state-leadership-and-skills-conference/>
- Obtain nomination letter outlining reason for candidate's nomination, endorsed by chapter advisor.
- Obtain letter or letters of recommendation stating candidate's outstanding qualities.
- A student-written narrative (300 words or less) stating why should be considered for this scholarship. Narrative should focus on how the student plans to implement the knowledge and skills gained from participating in SkillsUSA to strengthen their SkillsUSA chapter or their success in a career.
- Prepare an **official** SkillsUSA notebook containing all prepared items in the following order.
 - Title Page
 - Student Name
 - School, Chapter Number
 - CTE Training Program
 - District Number
 - Student's résumé ([MS resume guide](#))
 - Introductory Statement
 - Table of Contents
 - Copy of Completed Application
 - Letter of Nomination
 - Essay/Narrative
 - Letter(s) of Recommendation, Supporting Evidence
 - Letters of recommendation: One letter from representative from your local school, superintendent, principal, counselor, teacher One letter from:outside school organizations or individuals, civic organizations, fellow employees, employers.
 - Materials by news media, local, school or state newspaper, pictures or articles, magazines, radio stations or TV stations.
 - Local Chapter Activities
 - District Activities
 - State Activities
 - National Activities
 - School, Organization, Community Activities
 - Other School Organizations
 - Outside School Organizations
 - Occupational & Educational Standing

Judging Criteria	Points	Comments
Application completed on time	10	
Local Chapter Activities Social/Recreational, Civic/Service, Promotional, Officer	15	
District Activities District Leadership Conference, Community Service, Fall Leadership, Legislative Day, District Officer Candidate	15	
State Activities Contestant, Delegate, Volunteer, State Officer Candidate	10	
National Activities Contestant, Delegate, National Officer Candidate, WLT1	5	
Other School Organizations Leadership Demonstrated	5	
Outside School Organizations Leadership Demonstrated	5	
Occupational and Educational Standing Classroom, Occupational Skills, Grades	10	
Support Documents	5	
Interview	20	
TOTAL POINTS	100	

TEXAS STATE PIN DESIGN-TEXAS ONLY ONLINE CONTEST

Submission opens Nov 15, 2024. Submission deadline Jan 10, 2025. No late submissions will be judged.

Purpose: To showcase the talent of SkillsUSA Texas Members and the ability to show pride, creativity and marketing being a SkillsUSA Texan. The winning design will be produced for the 2025 SkillsUSA Texas State Conference. If a student wishes to design a pin for this free contest and the NLSC pin design contest, which is a paid registration, the pin designs MUST be different.

Each paid registrant for the 2025 State Conference will get one pin and one t-shirt of the winning designs. More pins may be available to purchase for NLSC trading. This contest design would be in addition to the official NLSC Texas Trading pin which is the National Pin Design contest at district and state. Only the paid registration designs for the NLSC trading pin design contest advance the NLSC. This FREE Texas State Pin design contest is only for State Conference.

Eligibility: You must be a joined Middle or High School SkillsUSA Texas member from any CTE program to enter one design. Each joined Texas student member can submit one pin and one t-shirt design.

Clothing Requirement:

If the student qualifies for an interview the student should wear any SkillsUSA shirt or a white polo for the online interview. The winning design will submit an official photo which should be in white polo, black pants/skirt.

Submission:

- Follow the link posted. Advisors should approve the design and create the submission.
- Images must be no larger than 1000x1500 pixels, less than 400 kb jpg or png files only
- Files must be named as follows: lastname_firstname_P24.
- Interview Portfolio upon request should be uploaded to the same link, one PDF file uploaded named: lastname_firstname_PF24.

Scoring and Qualifying: The top 3 designs in each district will be contacted for a submission of portfolio and to schedule an online interview with the district judges. The top 3 notifications will be made with the advisor to schedule the interview. These interviews will happen between Jan 11-15, 2025, both the student and the advisor should be present for the interview. Please be sure the email used in submission is able to receive emails from skillsusatx.org.

The portfolio for the interview will need to contain the following: a resume, a 100-word essay on the creation, design process and why the design reflects SkillsUSA Texas. A letter from Advisor verifying the student's design is original, we have permission to work with the student to modify a design for printing concerns and they are a joined member.

The top design from each district will move onto the final round of 13 online interviews between Jan 15-Jan 30, 2025. Both the student and the advisor should be present for this interview round as well. The winning design will be notified by Feb 1, 2025, then production conversations with the advisor/student prior to going to press.

Design Standards: You cannot use the National Theme as your design. Design must be original, no larger than 1.5" on one side and no more than 4 colors. This design should focus on Texas and SkillsUSA.

Entries can be created in a design software package, hand-drawn, painted, or rendered in colored pencils or markers. Use of the students' own original photos, drawings, or digital art is highly recommended. Designs may be constructed of small amounts of Creative Commons licensed material, material in the public domain, or commercial stock images. These materials must be accompanied by proof of license and must provide attribution to credit the originator. Violations of copyright laws will be disqualified.

- **Use Lines Wisely:** Your design will be a traditional soft enamel pin, all of the lines in your design will be a raised metal line in whatever type of metal or finish you choose. Soft enamel pins are created by pouring colored enamel between metal lines. Keep that in mind as you sketch out your design and be sure any colors work with the metal finish you'll use.
- **Keep It Simple:** Pins are small – and the details on your pin will be even smaller. Thin or intricate lines typically don't translate very well in this medium since small lines can often blend together in the production process. Go for clean lines, solid colors, and no complex shading.

- Size: For the portfolio: All entries should be submitted on a single 8.5"x11" page with two sizes: 7" and 1 1/2". Both sizes must be identical designs. The larger 7" version is for showing greater detail. The smaller 1 1/2" version is to show what the actual pin will look like at production. The larger version must be 7" wide or 7" tall on its largest dimension for judging. The smaller version should be 1 1/2" wide or 1 1/2" tall on its largest dimension. The 7" version is the image that should be uploaded by Jan 2, 2024.
- Use an Eye-Catching Color Scheme: Enamel pins were made to stand out! Use bold contrasting colors in your enamel pin. Your design should be no more than 4 colors.
- Make Sure Text is Clear: There's no point in including words on your enamel pin if they aren't readable. Keep text to a minimum, and use a large, bold font that's clearly legible.
- Use the brand assets website to get the correct SkillsUSA logos that are approved:
<https://brandfolder.com/skillsusa/skillsusa-brand-assets>

Texas Pin Design Judging Criteria	Points	Comments
Submission Portfolio	50 Points	
Resume	0-10	
Advisor Letter	0-10	
SkillsUSA Texas Essay	0-30	
Pin Design	450 points	
Drawing to size standard	0-25	
Use of color and no more than 4 colors	0-25	
Professional Appearance of design	0-25	
Type choice and easy to read	0-25	
Metal outline and color balances for good visibility	0-50	
Component outline thickness works for design size	0-50	
Good representation of Texas	0-50	
Clear representation of SkillsUSA	0-50	
Creativity of design	0-50	
Interview Score	0-100	
Total Online Score	0-500 points	
PENALTIES		
Professional dress for Interview	-10	
Copyright violation	-500	
Design Standard Not Followed	-50	
Resume	-10	
Total Penalties		
Total Score	0-500 points	

TEXAS STATE T-SHIRT DESIGN-TEXAS ONLY ONLINE CONTEST

Submission opens Nov 15, 2024. Submission deadline Jan 10, 2025. No late submissions will be judged.

Purpose: To showcase the talent of SkillsUSA Texas Members and the ability to show pride, creativity and marketing being a SkillsUSA Texan. The winning design will be produced for the 2025 SkillsUSA Texas State Conference. If a student wishes to design a t-shirt for this free contest and the NLSC t-shirt design contest, which is a paid registration, the t-shirt designs MUST be different.

Each paid registrant for the 2025 State Conference will get one pin and one t-shirt of the winning designs. More t-shirts may be available to purchase for NLSC trading. This contest design would be in addition to the official NLSC Texas T-Shirt which is the National T-Shirt Design contest at district and state. Only the paid registration designs for the NLSC t-shirt design contest advance the NLSC. This FREE Texas State T-Shirt design contest is only for State Conference.

Eligibility: You must be a joined Middle or High School SkillsUSA Texas member from any CTE program to enter one design. Each joined Texas student member can submit one pin and one t-shirt design.

Clothing Requirement:

If the student qualifies for an interview the student should wear any SkillsUSA shirt or a white polo for the online interview. The winning design will submit an official photo which should be in white polo, black pants/skirt.

Submission:

- Follow the link posted. Advisors should approve the design and create the submission.
- Images must be no larger than 1000x1500 pixels, less than 400 kb jpg or png files only
- Files must be named as follows: lastname_firstname_T24.
- Interview Portfolio upon request should be uploaded to the same link, one PDF file uploaded named: lastname_firstname_TF24.

Scoring and Qualifying: The top 3 designs in each district will be contacted for a submission of portfolio and to schedule an online interview with the district judges. The top 3 notifications will be made with the advisor to schedule the interview. These interviews will happen between Jan 11-15, 2025, both the student and the advisor should be present for the interview. Please be sure the email used in submission is able to receive emails from skillsusatx.org.

The portfolio for the interview will need to contain the following: a resume, a 100-word essay on the creation, design process and why the design reflects SkillsUSA Texas. A letter from Advisor verifying the student's design is original, we have permission to work with the student to modify a design for printing concerns and they are a joined member.

The top design from each district will move onto the final round of 13 online interviews between Jan 15-Jan 30, 2025. Both the student and the advisor should be present for this interview round as well. The winning design will be notified by Feb 1, 2025, then production conversations with the advisor/student prior to going to press.

Design Standards:

You cannot use the National Theme as your design. Design must be original. The design is for the BACK only of the state shirt and will be one color print: white. This design should focus on Texas and SkillsUSA.

Entries can be created in a design software package, hand-drawn, painted, or rendered in colored pencils or markers. Use of the students' own original photos, drawings, or digital art is highly recommended. Designs may be constructed of small amounts of Creative Commons licensed material, material in the public domain, or commercial stock images. These materials must be accompanied by proof of license and must provide attribution to credit the originator. Violations of copyright laws will be disqualified.

- **Aim to Delight:** create an ongoing emotional relationship between your customer and the design. Think of your favorite T-Shirts, what about the design makes it special, the words, the graphics?
- **Do your research:** What are other states doing, the national brand store? What makes Texas special? What does CTE and Skills mean to you, your school? What would you be proud to wear after State Contest?
- **Size:** For the portfolio and image submission: All entries should be submitted on a single 8.5"x11" page. An image must be at least 7" on the page.

- **Understand Usable Space:** Vertical designs traditionally are used for back of shirt but not required. Pay attention to the way shapes and text can change the look and fit of your shirt. Shirts will be a darker color, unisex, short sleeve, 50/50 cotton blend.
- **Use your words:** When you think about t-shirt design ideas featuring words, you must keep the message short and very clear. Someone seeing the shirt should be able to read it at a glance. Your choice of font and colors determine readability.
- Use the brand assets website to get the correct SkillsUSA logos that are approved: <https://brandfolder.com/skillsusa/skillsusa-brand-assets>

Texas T-Shirt Design Judging Criteria	Points	Comments
Submission Portfolio	50 Points	
Resume	0-10	
Advisor Letter	0-10	
SkillsUSA Texas Essay	0-30	
Pin Design	450 points	
Drawing to size standard	0-25	
Use of color and no more than 4 colors	0-25	
Professional Appearance of design	0-25	
Type choice and easy to read	0-25	
Metal outline and color balances for good visibility	0-50	
Component outline thickness works for design size	0-50	
Good representation of Texas	0-50	
Clear representation of SkillsUSA	0-50	
Creativity of design	0-50	
Interview Score	0-100	
Total Online Score	0-500	
PENALTIES		
Professional dress for Interview	-10	
Copyright violation	-500	
Design Standard Not Followed	-50	
Resume	-10	
Total Penalties		
Total Score	500 points	

WEDDING CAKE DESIGN DEMONSTRATION CONTEST – TEXAS ONLY

Eligibility:

Open to active Skills USA members enrolled in career and technical education programs with Culinary, Baking, or closely related technical, skilled, service occupation as occupational objective. Team of 2 from the same school. 2025 will be 2nd demonstration year for this contest.

Clothing Requirement:

- White chef's jacket, Black work pants or black-and-white checkered chef's pants, Black non-slip, non-porous shoes, White apron, Hair Restraint
- Uniforms must be clean and free from stains or wrinkles. No names or logos may be displayed on uniforms, including chef coats, except for the SkillsUSA logo. Any identifying information must be covered with tape.
- Hair must be restrained, and hats worn properly.
- Students must practice good grooming and hygiene. Male students must be clean-shaven or beards and/or mustaches neatly trimmed and covered with a beard guard. Fingernails should be short and clean, no polish.
- No jewelry is permitted. 1 Plain wedding band and 1 watch are allowed (no smart watches).

Scope of Competition:

- The contest will be geared toward wedding cake design and decorating skills in a commercial bakery and requires a cake blue print to be turned in for judging at the start of the contest. Each team of 2 will be judged on the construction and decorating of a 2-tier or 3-tier wedding cake to be used for wedding reception. For district contest, contestants will execute a 2-tier cake only. For the State competition, a 3-tier cake is required. The design of the cake must be original and specific to a wedding.
- Contestants will provide a report folder that includes a blueprint or drawing of their final design to present to the judges. The design must be clear and legible with labels used appropriately. It is strongly suggested to include multiple views of the design (i.e., top, side, front, etc). A typed description of the inspiration and method used to develop the creative design and techniques utilized. Must be at least ½ page. Design must include a minimum of 3 decorating techniques. Sketches of design planning and inspiration should be included. Portfolio should demonstrate teamwork and both member's contributions. Each team member should include their resume.
- Each team will receive two 6-foot tables for their contest space. No electrical tools may be used, and electricity will not be provided. Contestants will be responsible for bringing all supplies and materials needed to perform the contest effectively. The cake must be tiered and may be stacked or separated. All decorations must be prepared at the competition. No pre-made decorations are permitted and all decorations must be edible, except for tier separators. The use of food colorings is permitted, frosting may not be pre colored.
- Teams will have 2 hours to construct and decorate their cake at district and 3 hours to construct and decorate their cake at state. Cake layers must be foam molds, no real/edible cakes. No time extensions will be allowed, and teams will be judged on their performance when time expires. During the contest, both contestants must actively participate in the assembly of the cake. Teams must work independently, without assistance from judges, teachers, fellow students or observers. At no time will students be allowed to talk or otherwise communicate to their instructor once the competition begins. They may consult with judges/partner only.
- No observers, advisors, instructors, or students will enter the contest area or talk or gesture to contestants. Judges may penalize or disqualify contestants who communicate with observers.
- Teams are expected to clean as they go. Sanitation is an evaluative criterion used throughout the competition. Work area and all tools, utensils, and equipment should be clean and organized. Each contestant is also expected to assist with the overall cleanup of the competition area at the end of the contest. Failure to do so will result in a deduction from the team's sanitation score.
- Teams will be interviewed with the final design and the portfolio, 5 minutes. Both team members must participate in the interview.

Equipment and Materials:

Provided by Host Site/Technical Committee:

- 2 – 6' tables per team. Tables will be covered in paper. Teams may bring their own tablecloths, if preferred.
- Access to water and sanitizer solution.
- No electrical access or refrigeration is provided.

Provided by Contestants: *All tools are optional based on the team's project needs. No other equipment is provided or permitted. No electrical equipment or tools are allowed.*

Foam cake dummies: 4 x 3.6 inches, 6 x 3.6 inches, and 8 x 3.6 inches; measures a total of 10.8 inches tall. For district the cake can be 2 tiers, for state must be 3 tiers. **Do not use real cake.**

- Bowl Scrapers, rubber spatulas, whisks, spoons, rolling pins, cake combs
- Food colorings for icings and/or frostings (icings and/or frostings may NOT be pre-colored)

- Icings and/or frostings for the cake, including but not limited to butter cream, royal icing, rolled fondant, marzipan, gum paste, chocolate, modeling chocolate, 10x sugar
- Cake decorating turntable(s)
- Pallet knife or offset spatula(s)
- Up to 6 pastry bags
- Piping tips
- Scissors
- Parchment paper
- Serrated knife/paring knives
- Latex gloves
- 5 side towels and/or 1 roll of paper towels
- Butane burner and small saucepot or double boiler
- All supports and cake boards
- Mixing bowls (1, 2 and 3 qt)
- Bus Bucket for dirty equipment
- Sanitizer bucket and towel
- Plastic Wrap/Aluminum Foil
- #2 pencils and pens/paper
- 1-gallon volume measure or gallon jug of water
- 1 cup volume measure

Judging Criteria

Contestants will demonstrate their ability to perform jobs and skills based on the following competencies:

- Blueprint or drawing of cake design.
- Resume/Interview.
- Time management plan/execute assembly.
- Use of standard tools, utensils, and equipment.
- Sanitation, safety, and hygiene practices.
- Basic frosting and cake decorating skills.

General Skills

- Safety
- Sanitation
- Production efficiency
- Use of equipment
- Personal hygiene and grooming
- Communication skills
- Resume & blueprint of design
- Organization

Final Product

- Icing or Covering
- Design
- Technique
- Stability of the cake, must carry from one table to another without décor failure.
- Originality and Creativity

Orientation: Mandatory in uniform, turn in binder

Contest:

Judging Criteria	Points	Comments
Presentation Binder with Blueprints/Interview	0-90	
General Skills	400	
Safety/Sanitation	0-80	
Efficiency/Use of Equipment	0-80	
Personal Hygiene/Grooming/Communication/Professionalism	0-80	
Organization	0-80	
Quality and Clarity of Blueprints and Design	0-80	
Final Design	400	
Icing quality and application	0-80	
Design creativity and application	0-80	
Techniques used, minimum of 3, quality and application	0-80	
Stability of design, transport test	0-80	
Originality and Creativity of design	0-80	
<i>Sanitation Penalty per incident</i>	-10	
<i>Copyright or plagiarized material penalty</i>	-10	
<i>Kit contained items not allowed</i>	-50	
<i>Uniform Penalty</i>	-10	Per person
<i>Resume Penalty Turned in at orientation District & State</i>	-10	Per person
Written Skills Test Score	100	District in person
Professional Development Test Score		District TIE BREAKER online
Written Skills Test Score	50	
Professional Development Test Score	50	State Online in advance
Total Score	1000	

WELDING ONE APPRENTICE CONTEST – TEXAS ONLY– REVISION PENDING

Purpose

To evaluate each contestant's preparation for employment and to recognize outstanding students for excellence and professionalism in the field of structural metal applications. Skilled and Technical category.

Clothing Requirements

As prescribe in the national standards for the welding skill events. **Or** Students may wear jeans with work boots and cotton shirt. **All Students must wear a welding apron or welding jacket**

Eligibility

Open to active SkillsUSA members enrolled in year one of a program where manufacturing welding is the main objective. No more than 2 semesters.

Equipment and Materials

1. Supplied by the technical Committee:
 - a. All instructions and procedure sheets with drawings
 - b. All necessary information and furnishings for judges and technical committee
2. Supplied by contestant
 - All necessary welding equipment and safety gear.
 - Hearing and/or ear protection
 - Welding helmet with appropriate #10/#12 filter plate/lens and protective cover plate/lens in a flip or side front
 - Pocket calculator
 - Lead pencil or ball point pen
 - Soap stone with holder
 - Spare spatter and filter lens/plates for welding helmet and oxyacetylene goggles
 - Scribe with magnet
 - Combination square set
 - 10-foot steel tape measure
 - Fillet weld gauge
 - 16-ounce ball peen hammer
 - Welding helmet/face shield/goggles with appropriate #5/#7 filter plate/lens and protective cover plate/lens for ODC, PAC
 - Center punch
 - 10-inch vise grips
 - Chipping hammer
 - Wire brush
 - Electric angle grinder
 - Flint striker
 - Framing Square
 - Torpedo level
 - Diagonal pliers
 - Resume

Specific Rules for Contest Participants

1. Contestants must correctly use the welding equipment during the contest. The contest chairperson or contest coordinator may stop a contestant at any section of the contest if they deem a contestant's manner to be Hazardous to either themselves or others. Such stoppage shall disqualify the participant for that section of the contest. If the contestant is warned second time, he/she will be disqualified as a contest participant.
2. Contestant will be assigned a contest number for use during the contest. The contest judges will know the contestants by their assigned number only
3. While the contest is in progress, there shall be no communication between the contestant or between the contestants and anyone else except as directed by the judge, contest coordinator or contest chairperson.
4. The welding contest will be of a performance nature
5. All terms and definitions and welding symbols will be in accordance with the current addition of ANSI/AWS A3.0 (Terms & Definitions) and ASNU/A2.4
6. Time limits will be established on the contest procedures sheets for all segments of the test.
7. Evaluation of the completed project will be judge visually. Nondestructive and/or destructive tests may be used to complete the project evaluation
8. Welding and cutting operation instructions will be specified in drawing and procedure

Scope of the Contest

Contestants will demonstrate their ability to perform a job and skills selected which demonstrates a mastery of SMAW, GMAW oxy-fuel cutting, use of measuring tools, and understanding of the structural fitting and welding process.

1. **Safety**

- a. Demonstrate personal safety.
 - b. Demonstrate general shop safety
 - c. Demonstrate gas, electrical and chemical safety.
 - d. Demonstrate knowledge of proper actions to be taken in an emergency.
2. **Measurements**
- a. Identify basic metal working tools used
 - b. Use visual measuring tools to accuracy of 1/32 of an inch.
 - c. Employ the components of a combination square set.
 - d. Use layout and marking tools.
3. **Blueprint Reading**
- a. Use information found in the block of the drawing.
 - b. Read and understand three dimensional drawings.
 - c. Identify the basic views used in blueprints including assembly detail and fit- up drawings.
 - d. Identify command types of line, abbreviations and symbols in accordance with the national standards ANSI
 - e. Identify basic welding symbols and components of a symbol (such as arrow, reference line, size of length) in accordance with the national welding Symbol standard AWS.
4. **Shielded Metal Arc Welding (SMAW)**
- a. Demonstrate safety procedure for SMAW
 - b. Demonstrate ability to correctly set up SMAW power source, related welding equipment and do basic process and equipment troubleshooting.
 - c. Correctly identify base metal prior to welding.
 - d. Set up and shut down equipment for welding of carbon steel.
 - e. Select correct type of filler metal size of electrode based on carbon steel (1/4" to 1/2" thickness).
 - f. Prepare carbon steel for welding
 - g. Start, stop and restart stringer beads on carbon steel in the flat, horizontal vertical up and down and overhead Positions.
5. **Gas Metal Arc Welding (GMAW)**
- a. Demonstrate safety procedures for GMAW
 - b. Demonstrate ability to correctly set up GMAW power source, related welding equipment and do basic process and equipment troubleshooting.
 - c. Correctly identify base metal prior to welding.
 - d. Select correct type of filler metal size of electrode based on carbon steel (1/4" 1/2" thickness).
 - e. Prepare carbon steel stainless steel and/or aluminum for welding
 - f. Start, stop and restart stringer beads on Carbon steel in the flat, horizontal, vertical up and down and overhead positions.
 - g. Weld a lap joint with a Multiple pass fillet weld on carbon steel.
6. **Knowledge Performance**
- a. The contest will include written knowledge assessments that require the understanding of welding knowledge (theory). Wherever the words "demonstrate knowledge of" are used in the contest standards and competencies, the technical committee could include any of that subject matter in the written theory test that is administered prior to the hands-on skill competition.

Orientation: Mandatory in uniform

Contest:

Safety:

- Does the student exhibit safe working habits?
- Safety glasses, personal protective equipment and group safety.

Oxy Fuel Operations:

- Does the student exhibit proper start up and shut down practices?
- Are cuts produced by the student clean and free of slag?
- Are the parts cut ready to be welded?

SMAW Operations:

- Does the student exhibit proper equipment set up?
- Welding appearance and penetration.
- Did the student clean the welds?

GMAW Operations:

- Does the student exhibit proper equipment setup?
- Welding appearance and penetration.

Completed Weldment:

- Is the Weldment square?
- Do the joints fit properly?
- Does the finish size conform to the drawing?

Welding One Item Evaluated	Points	Comments
Welds	400	
Safety - gear	25	
Safety – work habit	25	
Oxy Fuel Operations	50	
SMAW Operations	50	
GMAW Operations	50	
Completed Weldment	50	
<i>Uniform Penalty</i>	-10	Per person
<i>Resume Penalty Turned in at orientation District & State</i>	-10	Per person
Written Skills Test Score	100	District in person
Professional Development Test Score		District TIE BREAKER online
Written Skills Test Score	50	
Professional Development Test Score	50	State Online in advance
Total Score	1000	

WELDING APPLICATION CONTEST - TEXAS ONLY – REVISION PENDING

Purpose

To evaluate each contestant's preparation for employment and to recognize outstanding students for excellence and professionalism in the field of structural metal applications. Skilled and Technical category.

Clothing Requirements

1. As prescribe in the national standards for the welding skill events. **Or**
2. Students may where jeans with work boots and cotton shirt. **NO FRAYED EDGES or HOLES IN SHIRT OR JEANS. All Students must wear a welding apron or welding jacket**

Eligibility

Open to active SkillsUSA members enrolled in programs in which welding is **NOT** the main objective and are not currently enrolled or previously enrolled in a program where welding is or was the main objective. Examples of those courses would include, but not limited to; Small Engine Repair, Auto Collision, Ag welding.

Equipment and Materials

1. Supplied by the technical Committee:
 - a. All instructions and procedure sheets with drawings
 - b. All necessary information and furnishings for judges and technical committee
 2. Supplied by contestant
- | | | |
|--|---|------------------------------|
| a. All Welding Equipment and safety gear. | Protective cover plate/lens for ODC, PACS | m. 16-ounce ball peen hammer |
| b. Hearing and/or ear protection | e. Pocket calculator | n. Center punch |
| c. Welding helmet with appropriate #10/#12 filter plate/lens and protective cover plate/lens in a flip or side front | f. Lead pencil or ball point pen | o. 10-inch vise grips |
| d. Welding helmet/face shield/goggles with appropriate #5/#7 filter plate/lens and | g. Soap stone with holder | p. Chipping hammer |
| | h. Spare spatter and filter lens/plates for welding helmet and oxyacetylene goggles | q. Wire brush |
| | i. Scribe with magnet | r. Electric angle grinder |
| | j. Combination square set | s. Flint striker |
| | k. 10-foot steel tape measure | t. Framing Square |
| | l. Fillet weld gauge | u. Torpedo level |
| | | v. Diagonal pliers |
| | | w. Resume |

Specific Rules for Contest Participants

1. Contestants must correctly use the welding equipment during the contest. The contest chairperson or contest coordinator may stop a contestant at any section of the contest if they deem a contestant's manner to be Hazardous to either themselves or others. Such stoppage shall disqualify the participant for that section of the contest. If the contestant is warned second time, he/she will be disqualified as a contest participant.
2. Contestant will be assigned a contest number for use during the contest. The contest judges will know the contestants by their assigned number only
3. While the contest is in progress, there shall be no communication between the contestant or between the contestants and anyone else except as directed by the judge, contest coordinator or contest chairperson.
4. . The welding contest will be of a performance nature
5. All terms and definitions and welding symbols will be in accordance with the current addition of ANSI/AWS A3.0 (Terms & Definitions) and ASNU/A2.4
6. Time limits will be established on the contest procedures sheets for all segments of the test.
7. Evaluation of the completed project will be judge visually. Nondestructive and/or destructive tests may be used to complete the project evaluation
8. Welding and cutting operation instructions will be specified in drawing and procedure

Scope of the Contest

Contestants will demonstrate their ability to perform a job and skills selected which demonstrates a mastery of SMAW, GMAW oxy-fuel cutting, use of measuring tools, and understanding of the structural fitting and welding process.

1. **Safety**
 - a. Demonstrate personal safety.

- b. Demonstrate general shop safety
 - c. Demonstrate gas, electrical and chemical safety.
 - d. Demonstrate knowledge of proper actions to be taken in an emergency.
2. **Measurements**
- a. Identify basic metal working tools used
 - b. Use visual measuring tools to accuracy of 1/32 of an inch.
 - c. Employ the components of a combination square set.
 - d. Use layout and marking tools.
3. **Blueprint Reading**
- a. Use information found in the block of the drawing.
 - b. Read and understand three-dimensional drawings.
 - c. Identify the basic views used in blueprints including assembly detail and fit-up drawings.
 - d. Identify command types of line, abbreviations and symbols in accordance with the national standards ANSI
 - e. Identify basic welding symbols and components of a symbol (such as arrow, reference line, size of length) in accordance with the national welding Symbol standard AWS.
4. **Shielded Metal Arc Welding (SMAW)**
- a. Demonstrate safety procedure for SMAW
 - b. Demonstrate ability to correctly set up SMAW power source, related welding equipment and do basic process and equipment troubleshooting.
 - c. Correctly identify base metal prior to welding.
 - d. Set up and shut down equipment for welding of carbon steel.
 - e. Select correct type of filler metal size of electrode based on carbon steel (1/4" to 1/2" thickness).
 - f. Prepare carbon steel for welding
 - g. Start, stop and restart stringer beads on carbon steel in the flat, horizontal vertical up and down and overhead Positions.
5. **Gas Metal Arc Welding (GMAW)**
- a. Demonstrate safety procedures for GMAW
 - b. Demonstrate ability to correctly set up GMAW power source, related welding equipment and do basic process and equipment troubleshooting.
 - c. Correctly identify base metal prior to welding.
 - d. Select correct type of filler metal size of electrode based on carbon steel (1/4" 1/2" thickness).
 - e. Prepare carbon steel stainless steel and/or aluminum for welding
 - f. Start, stop and restart stringer beads on Carbon steel in the flat, horizontal, vertical up and down and overhead positions.
 - g. Weld a lap joint with a Multiple pass fillet weld on carbon steel.
6. **Knowledge Performance**
- a. The contest will include written knowledge assessments that require the understanding of welding knowledge (theory). Wherever the words "demonstrate knowledge of" are used in the contest standards and competencies, the technical committee could include any of that subject matter in the written theory test that is administered prior to the hands-on skill competition.

Orientation: Mandatory in uniform

Contest:

Safety:

- Does the student exhibit safe working habits?
- Safety glasses, personal protective equipment and group safety.

Oxy Fuel Operations:

- Does the student exhibit proper start up and shut down practices?
- Are cuts produced by the student clean and free of slag?
- Are the parts cut ready to be welded?

SMAW Operations:

- Does the student exhibit proper equipment set up?
- Welding appearance and penetration.
- Did the student clean the welds?

GMAW Operations:

- Does the student exhibit proper equipment setup?
- Welding appearance and penetration.

Completed Weldment:

- Is the Weldment square?
- Do the joints fit properly?
- Does the finish size conform to the drawing?

Welding Applications Item Evaluated	Points	Comments
Welds	400	
Safety - gear	25	
Safety – work habit	25	
Oxy Fuel Operations	50	
SMAW Operations	50	
GMAW Operations	50	
Completed Weldment	50	
<i>Uniform Penalty</i>	-10	Per person
<i>Resume Penalty Turned in at orientation District & State</i>	-10	Per person
Written Skills Test Score	100	District in person
Professional Development Test Score		District TIE BREAKER online
Written Skills Test Score	50	
Professional Development Test Score	50	State Online in advance
Total Score	1000	

APPENDIX A

ELIMINATION OF CONTESTS

There must be at least 5 contestants/teams from 2 districts in each official contest for the contest to be held. (Exceptions are Chapter Display, Occupational Health and Safety, Outstanding Chapter, Promotional Bulletin Board and health occupations contests.) In the event that fewer than 5 contestants participate for two years, the contest may be discontinued pending a decision by the SkillsUSA Texas board of directors.

New Competitions

There are many requests for the establishment of new contests in the SkillsUSA Texas Championships program. The SkillsUSA Texas Program Committee will apply the following principles as a test of need:

1. Application submitted between June 1 –August 1 of that year to be considered for the following State Conference. example: July 1, 2014, would be for 2015 State Conference; Sept. 13, 2014, would fall to 2016 State Conference.
2. All applications submitted within the enrollment period will be reviewed and placed before the Programs Committee at their Fall meeting for recommendations to the Board of Director.
3. The Board of Directors would then accept, decline or recommend revisions to the contest.
4. The executive director would then notify the district directors and post the new competition in the revised Texas Regulations.

Some of the criteria to consider:

- Are there a significant number of members in SkillsUSA Texas and/or SkillsUSA who want to compete in the contest?
- Are there jobs in the occupation and an industry that is significant?
- Special attention should be given to areas of new and changing technology as driven by industry.
- Leadership contests will be added based upon solid proposals from the membership that indicate value to students in relationship to future employment.

The following areas will be considered before a new contest can be approved:

1. A minimum of 3 SkillsUSA Texas districts must commit to conducting the contest at the district level for a contest to be seriously considered.
2. A SkillsUSA Texas technical committee representing at least one companies or professional organization must be established to develop contest rules and establish the necessary support for personnel, contest equipment and prizes to introduce the contest. There will also be a need to establish financial support help cover the cost of the contest. The financial commitment will be handled dependent upon the type of contest, i.e., Leadership, Occupationally Related or Skilled and Technical Sciences and the potential number of consumables needed.
3. Preliminary contest rules will be printed and distributed to all district directors to invite each to conduct the contest and participate in the state demonstration.
4. New contests introduced at the state conference are given “demonstration” status. The contest is then reviewed to continue to qualify for a state competition.
5. Contest operation and participation regulations will be reviewed by the program committee to determine feasibility of official inclusion of the contest in the SkillsUSA Texas competitions.
6. Official inclusion of new SkillsUSA Championships contests will be approved by the SkillsUSA board of directors. Industries may conduct technology demonstrations to solicit support from the members for a demonstration contest the following year.

APPLICATION FOR DEMONSTRATION (NEW) CONTEST

1. **Proposed Name** of contest:
2. **Purpose** of the contest (50 words or less):
3. **Skills/competencies** to be tested by the contest (list 5 to 10):
4. What is the employment **market demand** for these skills?
5. What are the **titles** of the entry-level jobs appropriate to these skills?
6. What are the prospects for **industry growth** in demand for these skills?
7. What **academic skills** would be expected of competitors in this contest?
8. Is this an individual student ____ or a team ____ (check one) contest? If a team contest, how many students on a team? ____
9. Which occupational titles in SkillsUSA membership directly or closely relate to the competencies expected of competitors in this contest? (A list of "OE codes" from SkillsUSA is attached.)
10. What companies/organizations are **presently committed** to providing volunteers and equipment to conduct a demonstration contest at the national SkillsUSA Championships?
11. What companies/organizations should be approached in the near future to provide volunteers and/or contest equipment and/or place winner prizes for a demonstration contest at the national SkillsUSA Championships?
12. Where can SkillsUSA district directors procure volunteers/contest equipment/prizes for a **state-level contest**?
13. Assuming 13 contestants/teams, approximately how much **square footage** will be required to conduct the contest? _____
14. What are the likely utility **needs** (electrical/water) needs of this contest?
15. What contest equipment/tools will be provided (loaned or donated) by member companies serving on the contest's technical committee and by allied partners?
16. What equipment/tools will competitors be required to bring to the contest?
17. Which schools have expressed interest in this proposal?
18. What if any are the expected consumables needed for this contest? *
19. Are there any known costs for materials that the schools need to invest in?
20. If so what is the approximate cost?
21. A full recap in contest technical standard form and scoring rubric could be provided in submission.
22. Other appropriate information, if any

This form can be found on our website: <https://skillsusatx.org/contest-overview/>

PROCEDURE FOR FILING A GRIEVANCE/RESOLUTION

1. Advisor completes written report **prior to completion of the competition.**
 - a) All grievance reports and suggestions for improvements properly filed will be reviewed by the SkillsUSA Texas Grievance Committee or assigned representatives.
 - b) In order to present to the SkillsUSA Texas Grievance Committee a petition for grievance, a teacher must complete and present to the Committee member a SkillsUSA Texas Suggestion and Resolution Report.
 - c) The advisor must submit on the form the rule from the National Technical Standard or the Texas Regulations that was not followed.
 - d) Submission of the Resolution Report will be made in a timely manner during specified times at the registration booth or designated appointee for off-site competitions.
2. Advisor completes online form/report to be submitted to the Grievance Committee.
3. Grievance Member presents to Committee.
4. Grievance Committee evaluates and recommends action
 - a) Action will then be considered for improvement or resolution properly presented to the SkillsUSA Texas Grievance Committee. (See procedures for proposed SkillsUSA Changes or Resolutions)
 - b) Results of grievance or resolution will be posted at the registration booth or in tabulation.
5. Grievance Committee Member reports grievance or change to
 - a) Executive Director or State Conference Director or Technical Chair if appropriate
 - b) Upon evaluation of the grievance report, the SkillsUSA Texas Grievance Committee will notify the teacher filing the report of the actions taken.
6. Recommendations for changes are submitted to SkillsUSA Texas Executive Director for changes approval/disapproval
7. If recommendations are approved, changes are either implemented or if disapproved, no action is taken.

A link to a form will be provided for each event at district and state and will include:

Event Name

Submission time/date

Contest location

District number

Chapter number

Name of contest

Contestant name and number

Name of person filing grievance, email and cell phone number

Advisor contact information if different from person filing grievance

School name and address

Description of regulation not followed, rule number and page in regulation

Suggested corrective action

Texas Regulations Updates and Changes since July 2022

Date	Contest Effected	Change
7/21/22	Occupational QBs	Teams must participate or attempt to answer at least one question per round or receive a 50 point deduction per round
7/21/22	Prof Dev Test Clothing Penalty	Part of score not tie breaker-50 pts Uniform penalty 10pts
8/10/22	Commercial Baking Job Exhibit	Rubric Updates
8/24/22	Added Middle School Contests	T Shirt and American Spirit
2/8/23	Video Production & Photo Panel Job Exhibit	Updates on standards
9/11/23	Combined district and state general regulations Added Cluster categories Added Contests for MS and NLSC Added Landscape JE	
OCTOBER	Best of Show Updates Pending CERT Contest Updates Pending TI Testing Source Updates Pending TX Only Contest Rubrics for: ESports, Natural Hair Design and Weaving, Police Application, MS Promotional Poster, Tactical Response Team, and Wedding Cake Design	
08/24	Rewrite and formatting of entire document	