



TEAMWORKS

2024 District

SkillsUSA 2024 District Contest

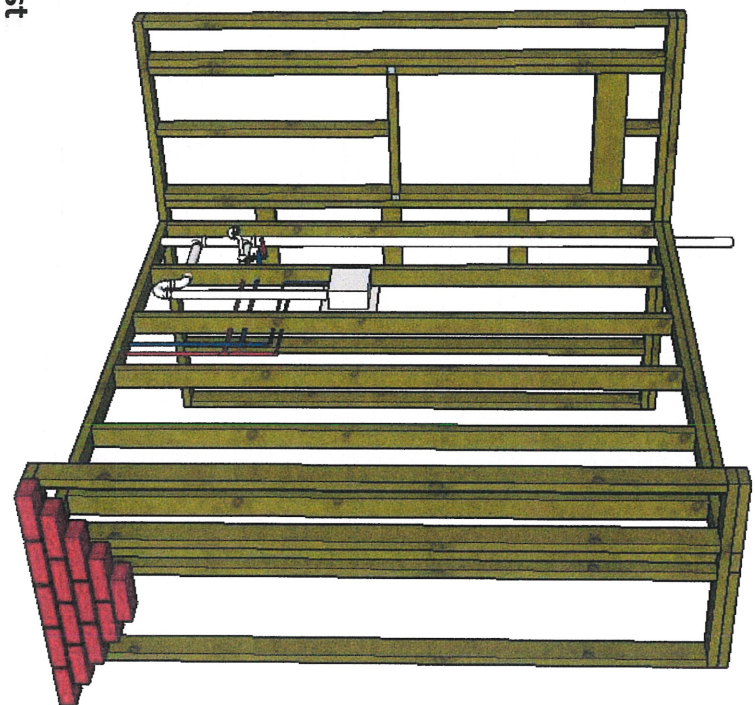
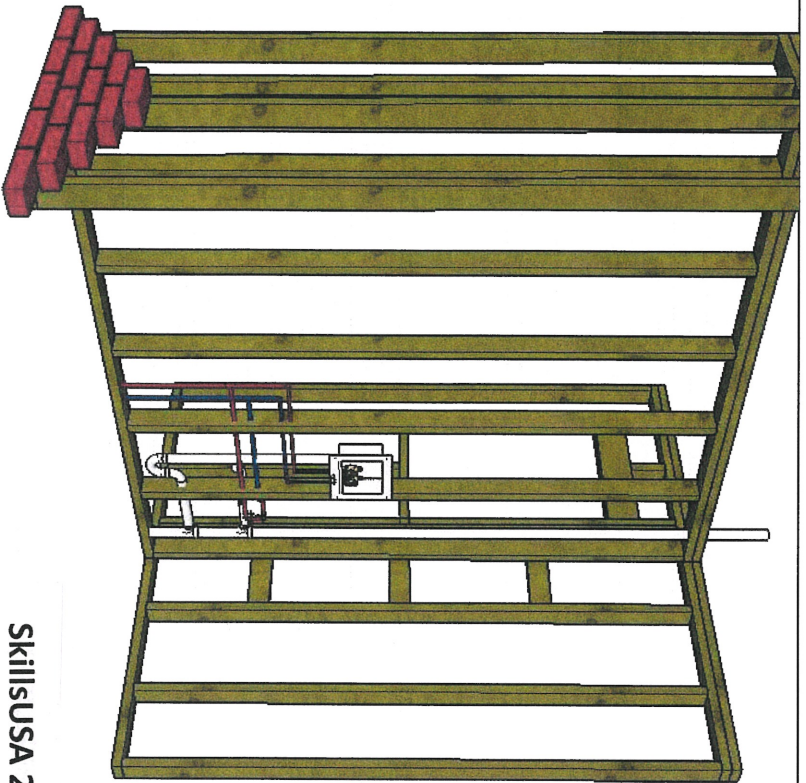
Code Analysis:

Project Designed to comply with the following
International Code council Model Codes.

2018 International Residential Code

2018 International Plumbing Code

2020 National Electrical Code



SkillsUSA 2024 District Contest


Code Analysis:

Project Designed to comply with the following:

- International Code council Model Codes.
- 2018 International Residential Code
- 2018 International Plumbing Code
- 2020 National Electrical Code



**INTERNATIONAL
CODE
COUNCIL®**



SkillsUSA

®

Bobby Horner

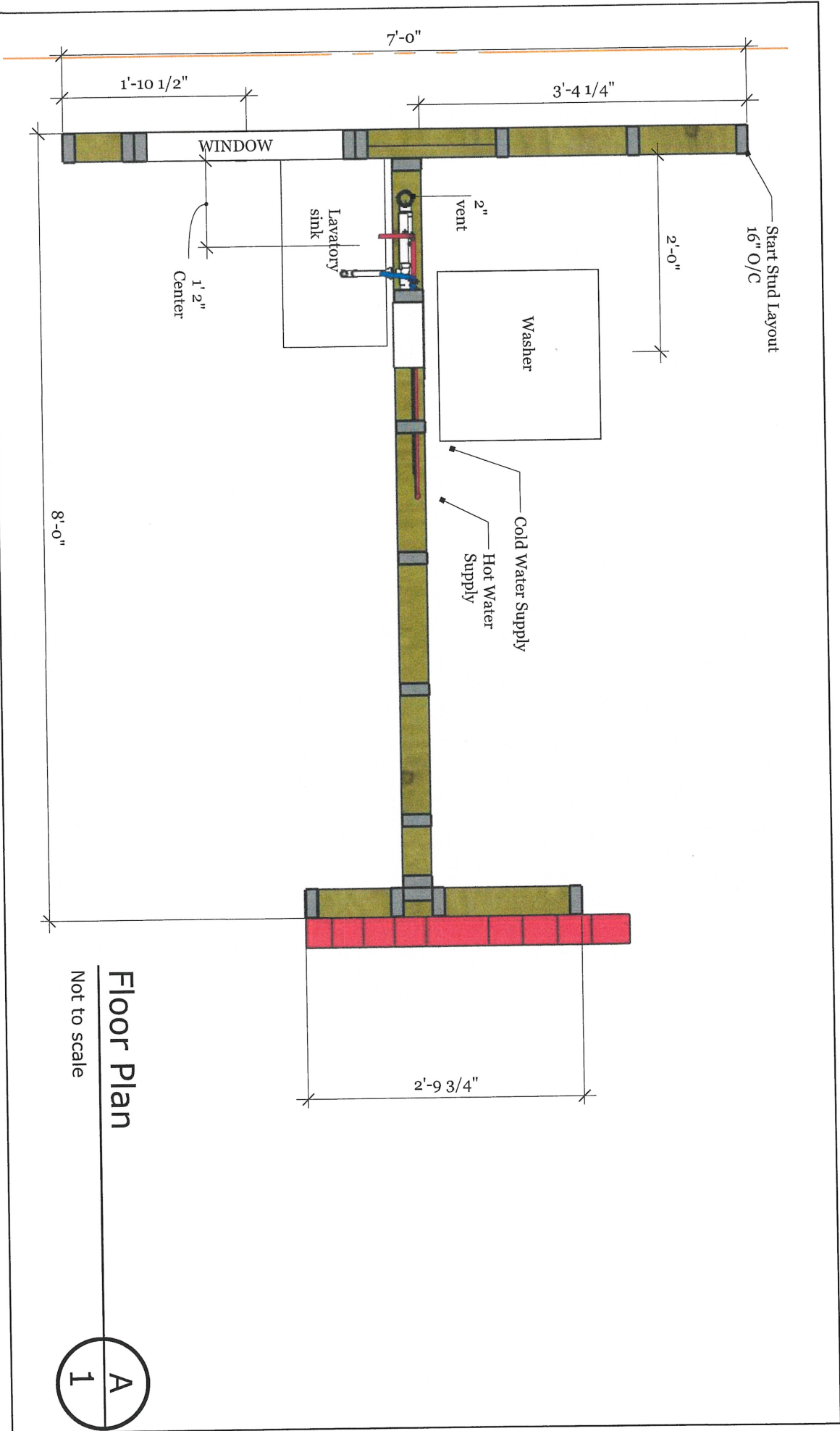


District Teamwork Competition

REVISIONS

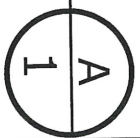
	MM/DD/YY	REMARKS
1	___/___/___	Title Sheets
2	___/___/___	Details
3	___/___/___	Floor Plans
4	___/___/___	Elevations
5	___/___/___	Electrical and Plumbing Layouts

A 01



Floor Plan

Not to scale



PAGE DESCRIPTION

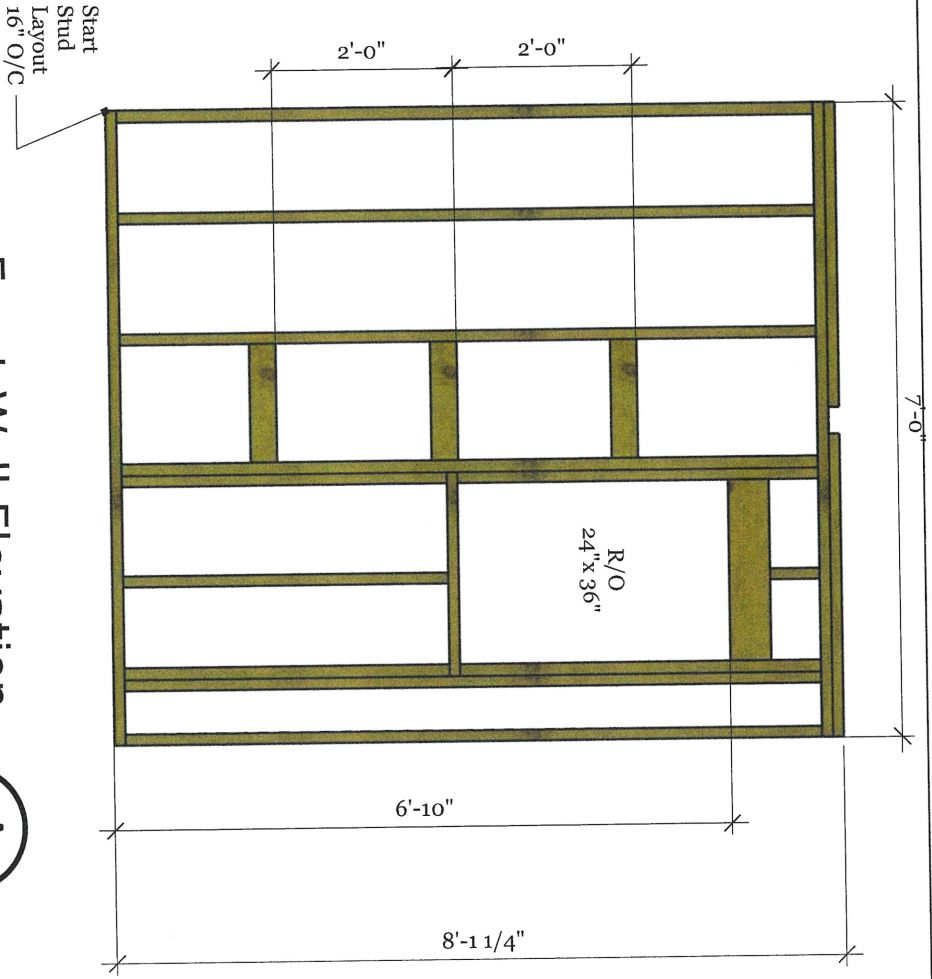


Teamworks District Contest 2023

REVISIONS


NO.	DATE	REVISIONS
1	MM/DD/YY	REMARKS
2	MM/DD/YY	REMARKS
3	MM/DD/YY	REMARKS
4	MM/DD/YY	REMARKS
5	MM/DD/YY	REMARKS

A 01



Front Wall Elevation
Not to Scale

A
1



Middle Wall Elevation
Not to Scale

A
1

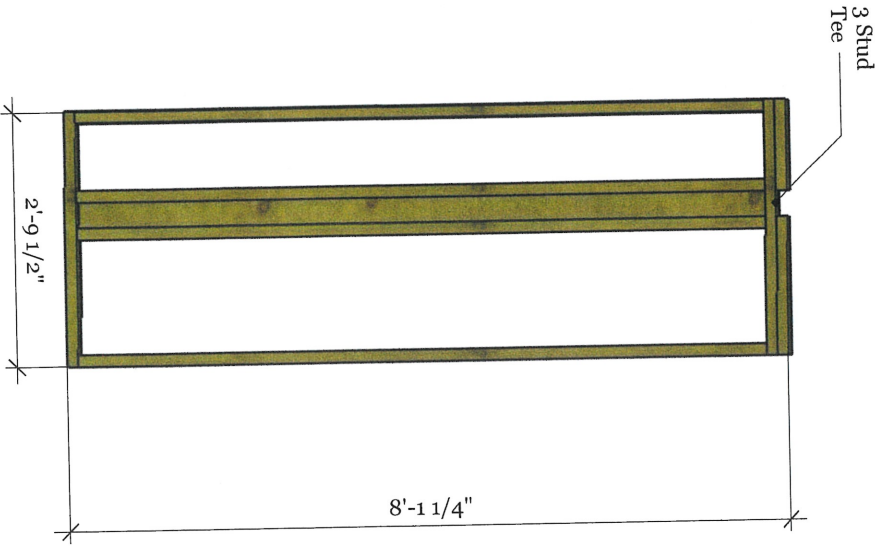


PROJECT TITLE

REVISIONS

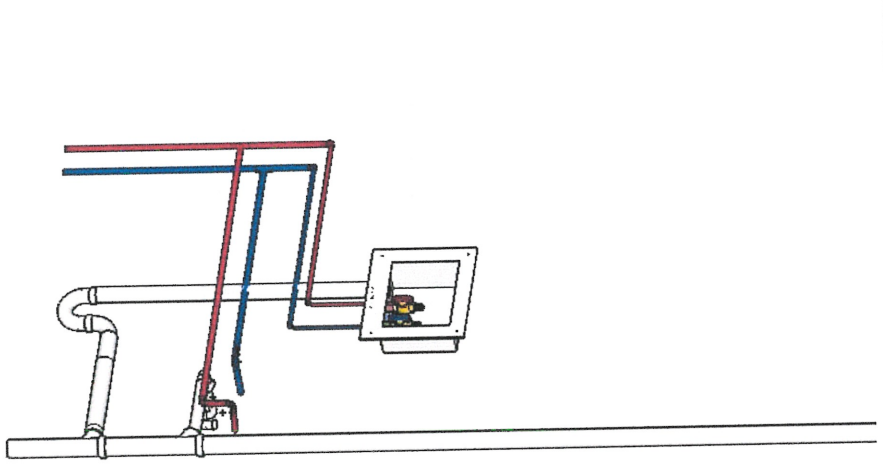
MM/DD/YY	REMARKS
1	...
2	...
3	...
4	...
5	...

A 01



Rear Elevation
Not to Scale

A
1



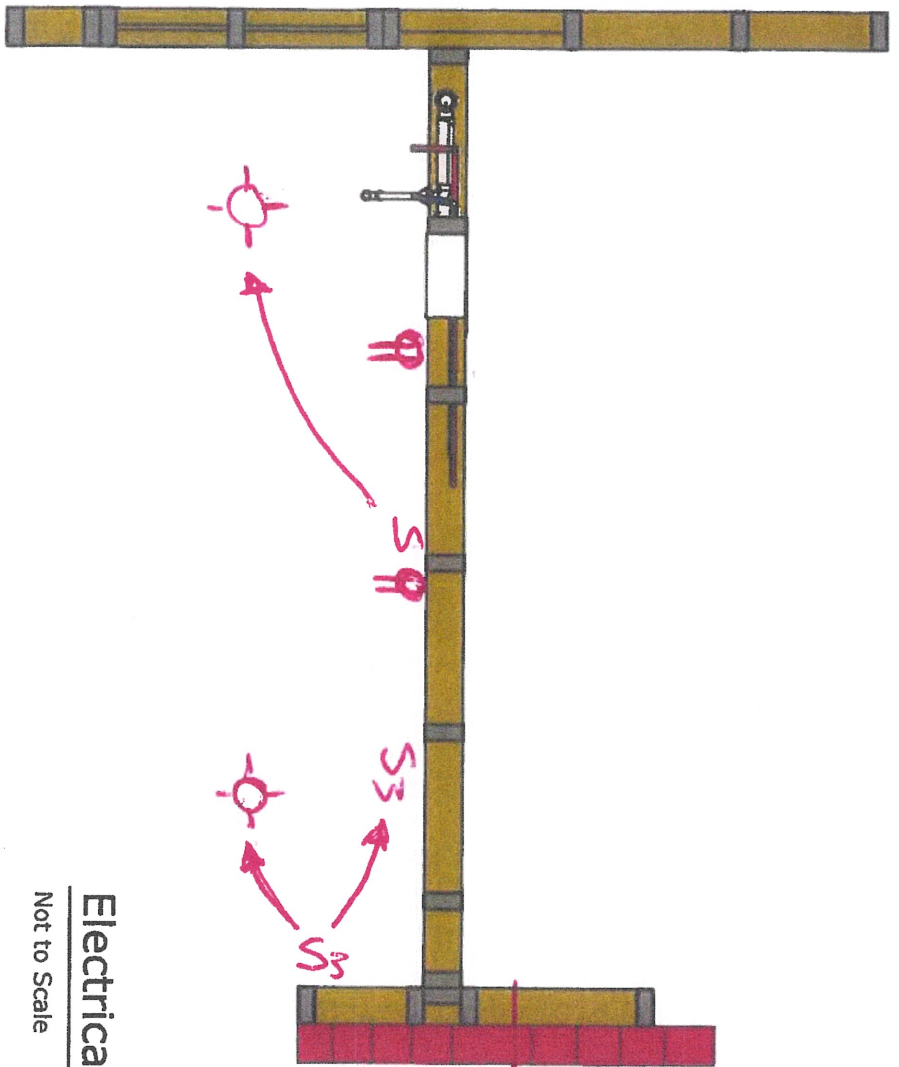
Plumbing ISO
*drawing scale

A
1



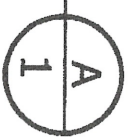
REVISIONS

	MM/DD/YY	REMARKS
1	-/-/-	...
2	-/-/-	...
3	-/-/-	...
4	-/-/-	...
5	-/-/-	...



Electrical Plan

Not to Scale



Teamworks District Contest 2023

REVISIONS	
NO.	REMARKS
1	MM/DD/YY
2	
3	
4	
5	

A 02

SkillsUSA 2024 Teamworks District Materials Breakdown

NOTE: Difference columns in table will show if actual went over estimated amounts. Red numbers show went over (negative) and black shows under numbers (positive).

Area	Items	Quantity	Item cost	Itemized Cost (\$)		Difference	Total Cost (\$)		
				Actual	Estimated		Estimated	Actual	Difference
Wall Systems	2x6 8ft	3	\$7.18	\$21.54	\$0.00				\$0.00
	2x4 8ft	6	\$3.75	\$22.50	\$0.00				\$0.00
	2x4 8ft pressure treated	3	\$5.88	\$17.64	\$0.00				\$0.00
	2x4 92 5/8"	20	\$3.75						
	5 lbs of 16d nails	1	\$15.98	\$15.98					\$0.00
	2lbs of 8d nails	2	\$2.98	\$0.00					\$0.00
	1 1/2" PVC Pipe 10ft	3	\$15.78						\$0.00
	Charlotte Pipe 1-1/2-in dia x Hub 90-Degree Schedule 40 PVC DWV Elbow	2	\$1.84	\$3.68					\$0.00
	Charlotte Pipe 1-1/2-in dia x Hub Schedule 40 PVC DWV Sanitary Tee	3	\$3.34						\$0.00
	Plumbing	1-1/2-in dia x Hub Schedule 40 PVC DWV P-trap	1	\$8.06	\$8.06				
SharkBite Quarter Turn Ball Valve PEX Washing Machine Outlet Box		1	\$42.98	\$42.98					\$0.00
SharkBite 1/2-in PEX Crimp Copper Stub Out Elbow 6-in Length		2	\$6.98						\$0.00
SharkBite 1/2-in x 10-ft Blue PEX-B Pipe		1	\$4.28	\$4.28					\$0.00
SharkBite 1/2-in x 10-ft Red PEX-B Pipe		1	\$4.28	\$4.28					\$0.00
SharkBite 3/4-in x 10-ft Red PEX-B Pipe		1	\$8.28	\$8.28					\$0.00
SharkBite 3/4-in x 10-ft Blue PEX-B Pipe		1	\$8.28	\$8.28					\$0.00
SharkBite 1/2-in PEX Crimp Brass 90-Degree Elbow (10-Pack)		4	\$2.09	\$8.36					\$0.00
SharkBite 1/2-in PEX Copper Crimp Rings (25-Pack)		1	\$9.38	\$9.38					\$0.00
SharkBite 3/4-in PEX Copper Crimp Rings (25-Pack)		1	\$10.48	\$10.48					\$0.00

NOTE: Difference columns in table will show if actual went over estimated amounts. Red numbers show went over (negative) and black shows under numbers (positive).

Area	Items	Quantity	Item cost	Itemized Cost (\$)		Difference	Estimated	Total Cost (\$)	
				Actual	Difference			Actual	Difference
				\$0.00				\$0.00	\$0.00
	SharkBite 3/4-in PEX Crimp x 1/2-in PEX Crimp Brass Reducing Tee	4	\$4.48	\$17.92				\$0.00	\$0.00
Electrical				\$0.00				\$0.00	\$0.00
	IDEAL WingTwist 25-Pack Red Wire Connectors	1	\$4.88	\$4.88				\$0.00	\$0.00
	Square D 70-Amp 2-Spaces 4-Circuit Indoor Main Lug Load Center	1	\$20.68	\$20.68				\$0.00	\$0.00
	Square D Homeline 20-Amp 1-Pole Standard Trip Circuit Breaker	2	\$6.46	\$12.92				\$0.00	\$0.00
	Southwire Romex SIMpull 25-ft 12 / 2 Solid Indoor Non-Metallic Wire (By-the-roll)	1	\$40.41	\$40.41				\$0.00	\$0.00
	Southwire Romex SIMpull 25-ft 14 / 3 Solid Indoor Non-Metallic Wire (By-the-roll)	1	\$39.47	\$39.47				\$0.00	\$0.00
	CARLON 1-Gang Blue Plastic New Work Standard Switch/Outlet Wall Electrical Box	3	\$0.98	\$2.94				\$0.00	\$0.00
	CANTEX 2-Gang Plastic New Work Electrical Box	2	\$1.72	\$3.44				\$0.00	\$0.00
	Eaton 15-Amp Single-Pole Toggle Light Switch, White	2	\$1.36	\$2.72				\$0.00	\$0.00
	Eaton 15-Amp 3-Way Toggle Light Switch, White	2	\$2.52	\$5.04				\$0.00	\$0.00
	Eaton 15-Amp GFCI Residential Decorator Outlet, White	1	\$18.91	\$18.91				\$0.00	\$0.00
	Eaton 15-Amp Residential Duplex Outlet, White	2	\$0.76	\$1.52				\$0.00	\$0.00
	CARLON 1-Gang Blue Plastic New Work Standard Ceiling Fan Ceiling Electrical Box	2	\$11.44	\$22.88				\$0.00	\$0.00
	Eaton Plastic Keyless Ceiling Socket, White	2	\$3.16	\$6.32				\$0.00	\$0.00
	SharkBite 3/4-in PEX Crimp x 3/4-in PEX Crimp x 1/2-in PEX Crimp Poly Reducing Tee (5-Pack)	1	\$9.98	\$9.98				\$0.00	\$0.00
Brick				\$0.00				\$0.00	\$0.00
	Modular Brick	15		\$0.00				\$0.00	\$0.00
	mortar	1		\$0.00				\$0.00	\$0.00
	Brick and Mortar Provided by Texas Masonry Council			\$0.00				\$0.00	\$0.00

NOTE: Difference columns in table will show if actual went over estimated amounts. Red numbers show went over (negative) and black shows under numbers (positive).

Area	Items	Quantity	Itemized Cost (\$)			Total Cost (\$)		
			Item cost	Actual	Difference	Estimated	Actual	Difference
				\$0.00				\$0.00
				\$0.00				\$0.00
				\$0.00				\$0.00
			\$26.00	\$0.00				\$0.00
			\$25.00	\$0.00				\$0.00
Subtotal			\$387.53	\$395.75	\$0.00	\$0.00	\$0.00	\$0.00
Total costs			\$387.53			\$0.00		

SkillsUSA Texas Championships 2023

PREPARING FOR THE CONTEST

Introductory Information

This document serves as a supplement to the official SkillsUSA Technical Standards found online at absorb.skillsusa.org to be used to prepare for state-level virtual competitions. State-level contests will follow the "Standards and Competencies" outlined in the official SkillsUSA Technical Standards (Virtual). Contestants and instructors should review the contest's Technical Standards as a first step in preparing for a competitive event.

Any information contained in this document applies to state-level competitive events only. Download and review the State Virtual General Regulations at skillsusatx.org for more information regarding virtual contests. The list of supplies and materials outlined below is subject to change; updates will be posted to our website on the contest updates page.

SkillsUSA Professional Members (advisors and teachers) can access the standards through SkillsUSA Absorb (absorb.skillsusa.org). To join as a Professional Member visit bit.ly/skillsusa-prof.

Clothing Requirements

Because of the nature of virtual competitions, official SkillsUSA competition clothing is not required, but is encouraged. Students may also compete in trade-appropriate attire if official contest attire is not available. Alternatively, competitors may dress in business attire. See State Virtual General Regulations for more information.

Class C: Contest Specific - Manufacturing/Construction Khaki Attire

- Official SkillsUSA khaki short-sleeve work shirt and pants
- Black, brown or tan leather work shoes
- Note: Safety glasses must have side shields or goggles (prescription glasses may be worn only if they are equipped with side shields. If not, they must be covered with goggles).

Supplies and Materials (District & State)

Contestants will need the following for the contest:

- Pex Pipe Cutters
- Pex Crimping Tool ½" and ¾"
- 1-page resume for in PDF format
- Copper Pipe Soldering Capabilities
- 2 - 25' extension cords
- Hole saw bit set ¼" – 4"
- 4-in-1 screwdriver or equivalent
- 4" flux brush

- 8' ladder
- Brick jointer
- Brick trowel
- Brush
- Carpenter's square
- Cat's paw
- Chalk box and line
- Clamps
- Cleaning brush
- Combination square
- Cordless drill and/or impact driver with bits
- Dust pan
- Finishing hammer
- Framing hammer
- Hacksaw
- Level
- Masonry trowels
- Masonry levels
- Needle nose pliers
- 8pt crosscut saw (10pt or 12pt optional)
- Pencils (sharpened)
- Plumb bob power
- Circular saw, new blade recommended
- Push broom
- Reciprocating saw
- Safety glasses or goggles for all contestants
- Saw horses
- Speed square
- Stair gauges
- Tin snips or aviation snips
- Tool belts
- Torpedo level
- Tubing cutter
- Utility knife
- Clamps
- Wire strippers
- Wrecking bar
- Lineman pliers
- Mason line
- Mortar board
- Mortar board stand
- Any additional tools needed to complete the competition
- No Miter Saws, No Nail Guns of any kind.**
- Not compressors only hand and portable power Tools.**

Hardhats required



- Additional supplies and materials may be required. Contest supply and materials lists will be posted on the Contest Updates page by March 28th.

SkillsUSA Texas will provide the following for the contest:

- Contest prompt and information
- Contest drawings and specifications
- Timeline of contest and expectations.
- Contest overview

Advisor Information

An advisor or instructor must be present for the duration of the competition to ensure safety and conduct standards are upheld. Advisors will not participate in judging or interfere in the contest, except in the event of safety or conduct violations, or equipment malfunction. Any communication between students and their advisors during the contest will result in disqualification.

CONTEST INFORMATION

Knowledge Performance

This contest includes two multiple choice knowledge assessments. Instructions and credentials to complete these assessments will be provided when the contest window opens. These assessments should be completed under the supervision of the contest proctor.

- **TeamWorks Assessment –**
Based on the standards and competencies as outlined in the Technical Standards.
- **Professional Development Career Readiness Assessment –**
Assesses preparedness to enter the workforce as defined by the

SkillsUSA Framework, which identifies skills that are essential for success in the workplace and life.

Skill Performance

The contest includes a team project assessing the ability to analyze project drawings and perform skills in residential carpentry, plumbing, electrical and masonry.

Contest Guidelines

Competitors will receive instructions for the build or project to be completed live via Zoom. They will have an opportunity to ask questions of the judges before beginning work on their project. The camera must be setup in such a way as to show all materials and a clear workspace. Contestants will receive instructions on when to begin their build and will be observed by a virtual proctor for the duration. During the build, the Second Camera Proctor will provide additional views and angles for the judges.

Once the build is complete, the SCP will work with the judges to take measurements and provide information on the build. The SCP will also take photos for submission. Specific instructions will be included in the state contest prompt.

Projects must be left intact until all final scores are released. SkillsUSA Florida reserves the right to request access to the final project for final review.

Additional tasks may be required, and additional files may be required to be submitted. These requirements will be outlined in the state contest prompt.

The contestant will not mention their name, school, city or state. Basic safety practices related to the skill performed must be followed.

At the completion of the event, the contestant, chapter advisor and proctor will sign-off on the integrity statement. This integrity statement will need to be submitted with the entry.

SUBMISSION REQUIREMENTS

The following needs to be uploaded by the deadline. No late submissions will be accepted.

- Statement of Assurances: Must provide OSHA 10hr card
- Resume: Hand during presentations
- Tool Bag inspections